

ABRAHAM

ABRAHAM WEEK 1

THE JOURNEY

FOCUS

GENESIS 11:26-12:8

Abram's foundation. He started his journey into the promised land by trusting God. Trusting that God would provide children and a home for his family. He left Ur then traveled to Harran then finally Canaan.

MATERIALS

Abram Picture

Genesis 12:1 bible verse coloring page (1 per child)

Abram Left song (1 per parent)

Abram, Terah and suitcase coloring page (1 per child)

Large sign for Ur, Harran and Shechem (tri-fold display)

Flat stone for alter

Game board map with playing pieces (1 set per child)

Large man wooden doll (1 per child)

Tent (1 per child)

1/2 a paper towel roll and 5 green circles

Crayons, safety scissors, glue, tape and paint

ACTIVITIES

1. INTRODUCTION

TALK: Ask children if they know who Abraham is. Introduce him as a man who trusted God. That he had a choice, and he chose God.

ACTIVITY: Show children the Abram picture and hang nearby for them to see.



CORRESPONDING VERSE

2. GENESIS 12:1 COLORING PAGE

TALK: Introduce Abram as a man who trusted God so much he left his country, his people and his father behind.

ACTIVITY: Color Genesis 12:1 verse coloring page.

BONUS: Sing "Abram Left" song while children are coloring. Handout one to each adult so they can sing along too.



"GO FROM YOUR COUNTRY,
YOUR PEOPLE AND YOUR
FATHERS HOUSEHOLD TO THE
LAND I WILL SHOW YOU."

GENESIS 12:1

ACTIVITIES

3. ABRAM & TERAH COLORING PAGE

TALK: Abram had a father named Terah. When Abram was 75 years old he left his father to go do what God asked him to do.

ACTIVITY: Pre hole punch above Abram and add a string long enough to be worn as a necklace. Color Abram and Terah and have kids practice using scissors by cutting the paper in half.



CORRESPONDING VERSE

"TERAH BECAME THE FATHER OF ABRAM."


GENESIS 11:27

4. MOVING DAY!

TALK: Abram left his country and people in Ur and traveled to Harran with his father Terah. Then Abram left his father Terah behind and went to the promised land—Canaan. The first place Abram visited was the city of Shechem where he made an alter to the Lord.

ACTIVITY: Create a large map with chalk on your driveway that goes from Ur to Harran to Shechem. Place each city's board in each location. Attach the "Ur" suitcase to the Ur board and the "Harran" suitcase to the Harran board.

Have kids wear the Abram necklace and carry Terah with them. Call out "Go from your country, your people and your father's household to the land I will show you," to start the walk. Have kids pick up their "Ur" suitcase before leaving Ur and walk to Harran. Have kids glue the Terah coloring page to Harran and take the "Harran" suitcase. Then have kids walk to Shechem. Once they reach Shechem have them place a rock by the tree to make an alter to the Lord.



"TERAH TOOK HIS SON ABRAM, HIS GRANDSON LOT SON OF HARAN, AND HIS DAUGHTER-IN-LAW SARAI, THE WIFE OF HIS SON ABRAM, AND TOGETHER THEY SET OUT FROM UR OF THE CHALDEANS TO GO TO CANAAN. BUT WHEN THEY CAME TO HARRAN, THEY SETTLED THERE."

GENESIS 11:31

"ABRAM TRAVELED THROUGH THE LAND AS FAR AS THE SITE OF THE GREAT TREE OF MOREH AT SHECHEM."

GENESIS 12:6

5. GAMEBOARD MAP

TALK: Emphasize how God called Abram to leave his father and even though Terah walked with him all the way to Harran he did not join him in Canaan.

ACTIVITY: Color the Abram and Terah coloring pieces and tape the bottom together to make pieces. Have kids move the pieces on the gameboard map. Terah on the Terah line and Abram on the Abram line.



"SO ABRAM WENT, AS THE LORD HAD TOLD HIM; AND LOT WENT WITH HIM."

GENESIS 12:4

ACTIVITIES

6. ABRAM WOODEN DOLL

TALK: Go over how God made Abram promises, and Abram trusted God to give him a home and a family.

ACTIVITY: Paint the large man wooden doll and put sticky googly eyes on his face.



6. TENT

TALK: Abram went from a home and a community to traveling around Canaan in a tent.

ACTIVITY: Color, fold and tape the pre-cut tent. Place Abram by tent.



7. THE GREAT TREE

TALK: The first place Abram visited was a large tree where the Lord appeared to him. That is where he built an alter to the Lord.

ACTIVITY: Glue or tape green circles around paper towel roll to make a tree. Place tree by tent and Abram doll.



CORRESPONDING VERSE

"BY FAITH ABRAHAM, WHEN CALLED TO GO TO A PLACE HE WOULD LATER RECEIVE AS HIS INHERITANCE, OBEYED AND WENT."

HEBREWS 11:8

"FROM THERE HE WENT ON TOWARD THE HILLS EAST OF BETHEL AND PITCHED HIS TENT."

GENESIS 12:8

"ABRAM TRAVELED THROUGH THE LAND AS FAR AS THE SITE OF THE GREAT TREE OF MOREH AT SHECHEM."

GENESIS 12:6

OPTIONAL: Hand out each child a bible verse to take home.

GO FROM YOUR COUNTRY,
YOUR PEOPLE AND
YOUR FATHER'S HOUSEHOLD
TO THE LAND I WILL SHOW YOU.

GENESIS 12:1

A

B

R

A

M



UR




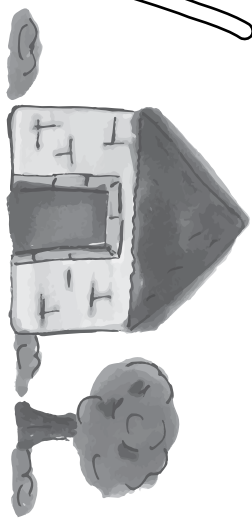
CANAAN



GO

FROM
YOUR

COUNTRY

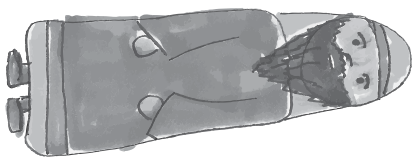


YOUR

PEOPLE

AND YOUR

FATHER'S



HOUSEHOLD

TO THE LAND I WILL SHOW YOU

GENESIS
12:1

ABRAM LEFT

Abram left, left, left his country behind

Left his country behind

Abram left, left, left his people behind

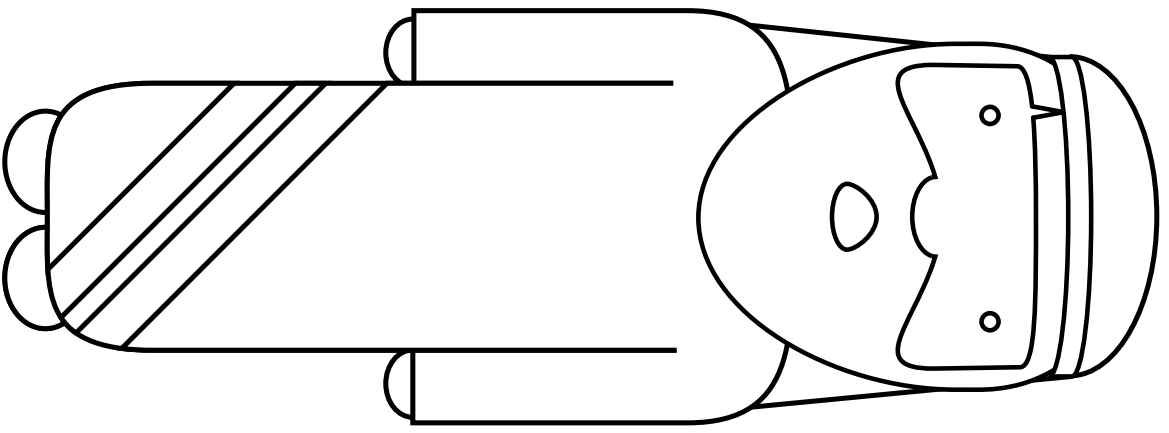
Left his people behind

Abram left, left, left his father behind

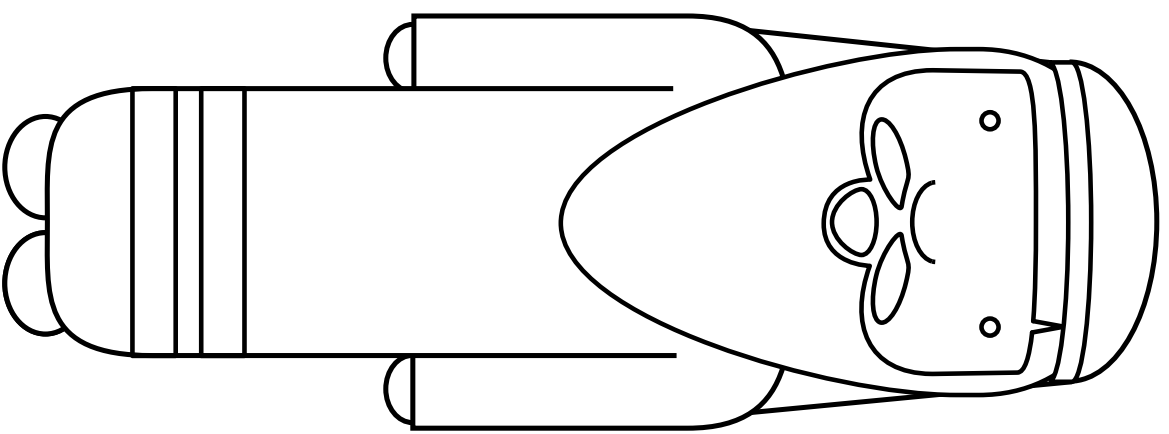
Left his father behind

Abram went, went, went to the promised land

Went to the promised land



ABRAM



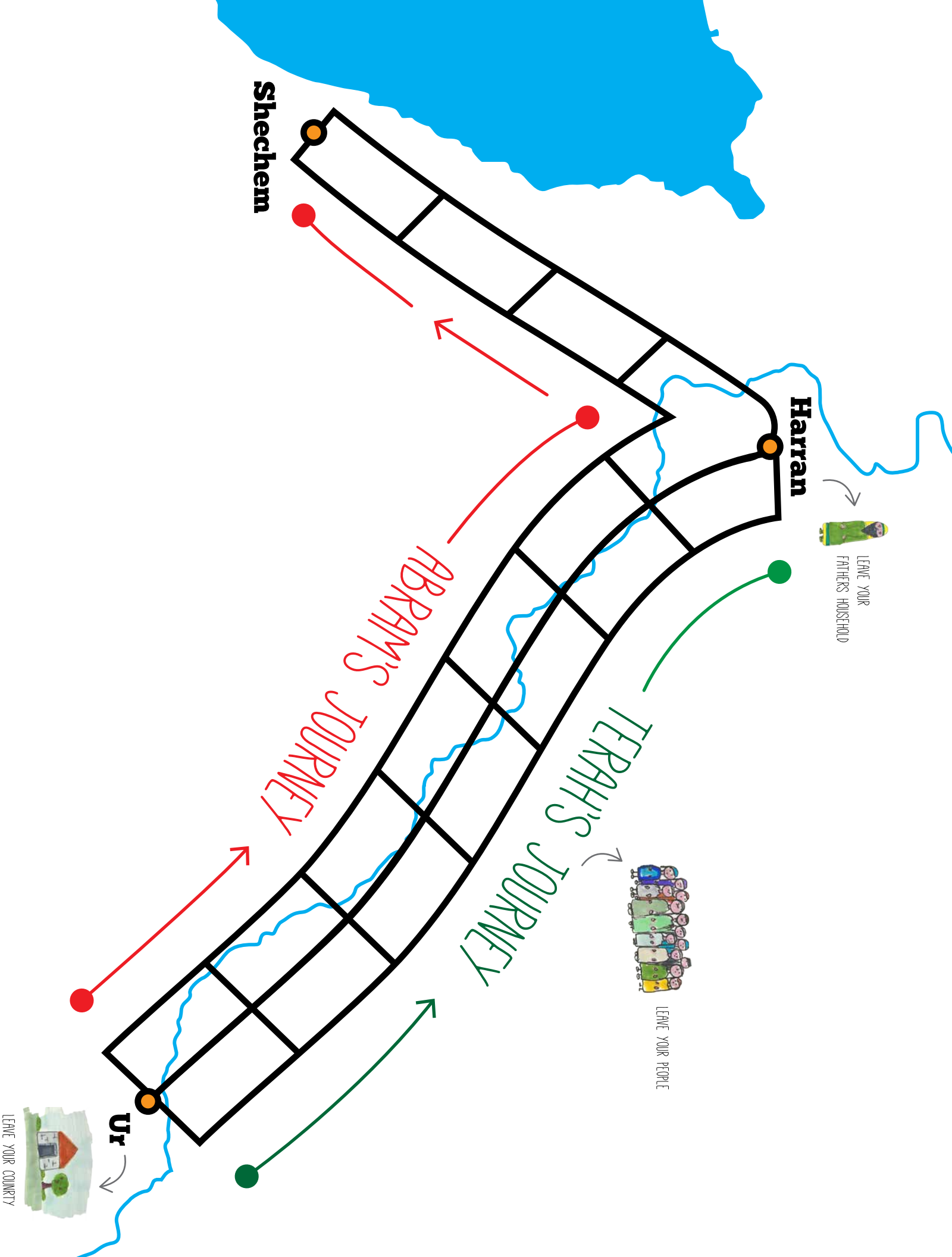
TERAH

Greetings from

Ur

Harran

Greetings from



Shechem

Harran

LEAVE YOUR FATHERS HOUSEHOLD

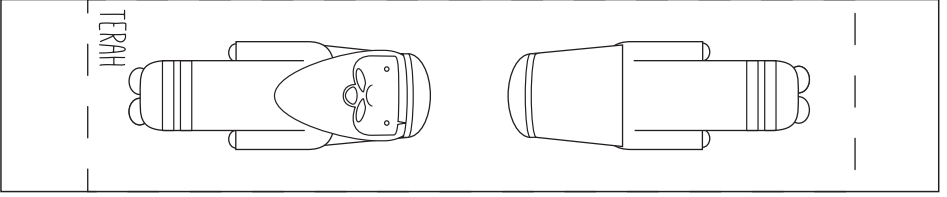
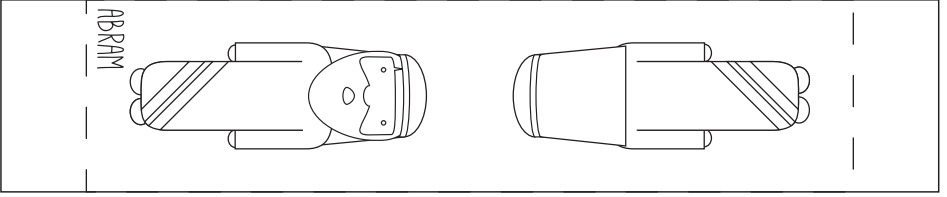
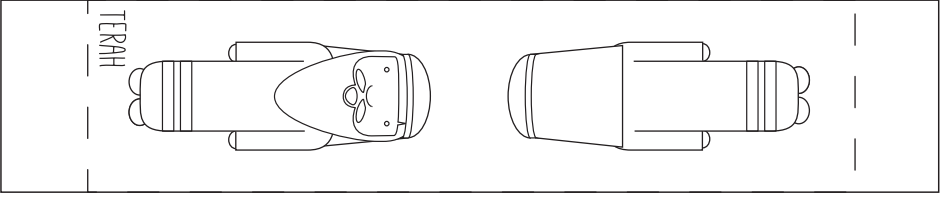
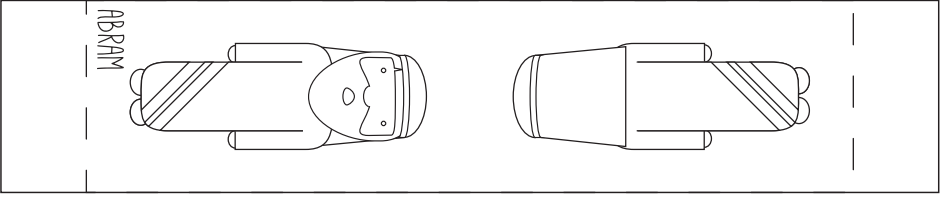
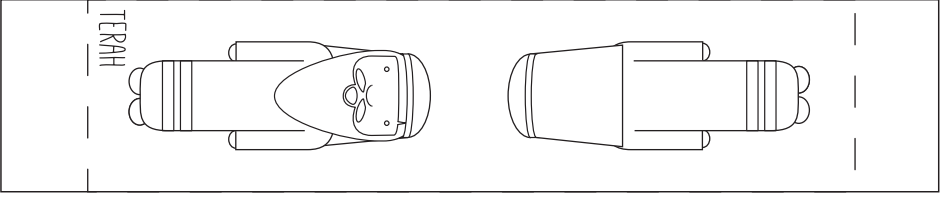
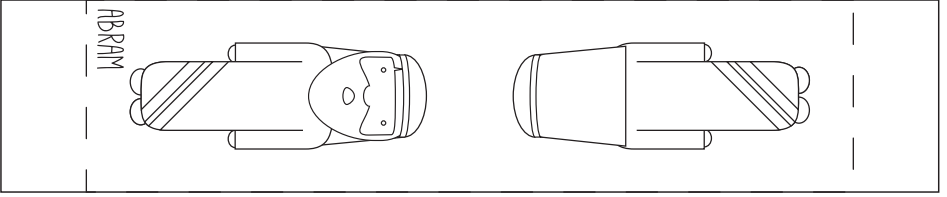
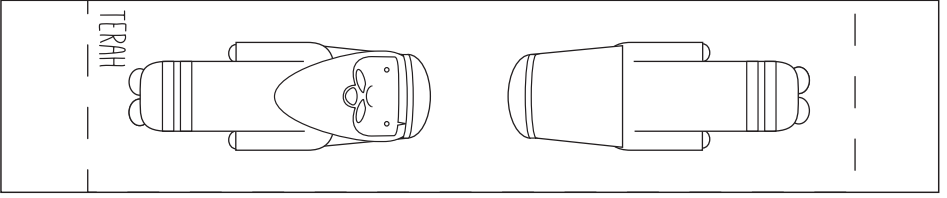
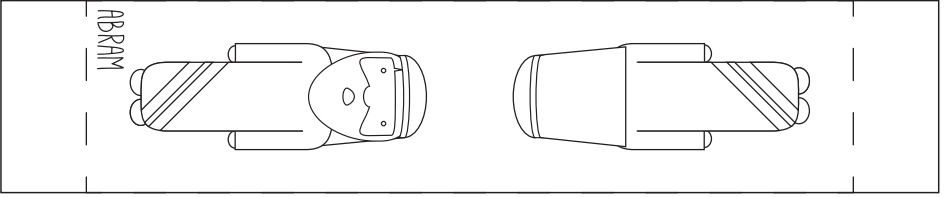
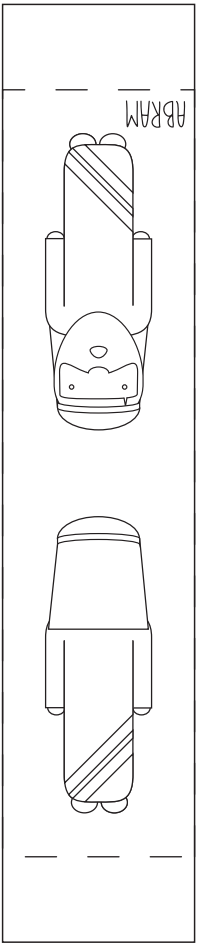
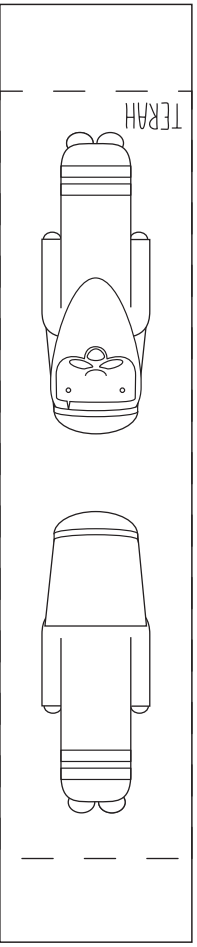
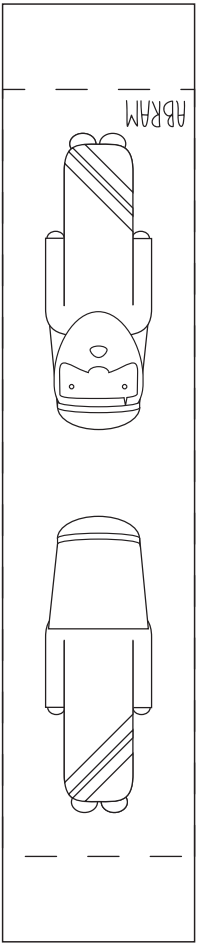
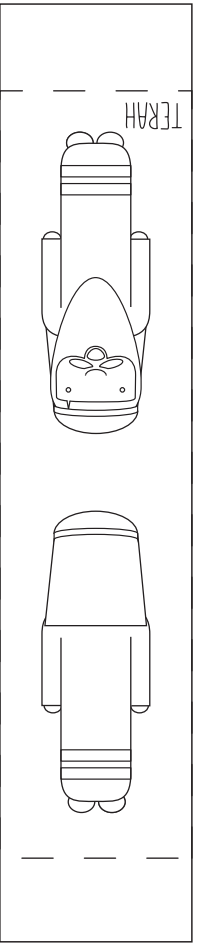
ABRAM'S JOURNEY


TERAH'S JOURNEY

LEAVE YOUR PEOPLE

Ur

LEAVE YOUR COUNTRY





GO FROM YOUR COUNTRY,
YOUR PEOPLE AND
YOUR FATHER'S HOUSEHOLD
TO THE LAND I WILL SHOW YOU.

GENESIS 12:1

GO FROM YOUR COUNTRY,
YOUR PEOPLE AND
YOUR FATHER'S HOUSEHOLD
TO THE LAND I WILL SHOW YOU.

GENESIS 12:1

GO FROM YOUR COUNTRY,
YOUR PEOPLE AND
YOUR FATHER'S HOUSEHOLD
TO THE LAND I WILL SHOW YOU.

GENESIS 12:1

GO FROM YOUR COUNTRY,
YOUR PEOPLE AND
YOUR FATHER'S HOUSEHOLD
TO THE LAND I WILL SHOW YOU.

GENESIS 12:1