


ABRAHAM WEEK 3



ABRAHAM

ABRAHAM WEEK 3

GREAT NAME & BLESSINGS

FOCUS

GENESIS 12:2-22:18

Abram's foundation. Abraham was told by God that he would have a great name and that he would bless those who bless him and through him the world would be blessed.

MATERIALS

Abram picture

Abraham's Promise box coloring page precut (1 per child)

Great Name, Blessings and Bless the World coloring pages (1 per child)

3 large Melissa and Doug red bricks or equal size boxes

Prophet Headband (1 per child)

Large sheet of plain paper (about 11" by 17" or larger) and plain white paper 8½" X 11" (1 per child)

Abram Went song (1 per parent)

Puppet of a king (hand made or store bought)

Fake or real coins (10 per child)

Bless the World coloring page (1 per child)

2" Styrofoam ball, wooden nickel, stick and block with hole (1 set per child) black, blue and green paint and extra fine green glitter

Crayons, safety scissors, tape, glue, stapler and paint


ACTIVITIES

1. INTRODUCTION

TALK: Remind children of the last class. How he was told what the boundaries of the nation his family would inherit and how he had a child named Isaac.

ACTIVITY: Show children the Abram picture and hang nearby for them to see.

CORRESPONDING VERSE



"I WILL MAKE YOUR NAME GREAT, AND YOU WILL BE A BLESSING. I WILL BLESS THOSE WHO BLESS YOU, AND WHOEVER CURSES YOU I WILL CURSE; AND ALL PEOPLES ON EARTH WILL BE BLESSED THROUGH YOU."

GENESIS 12:2-3

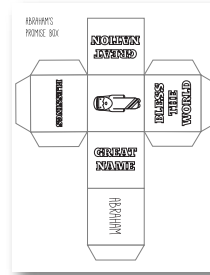
ACTIVITIES

2. ABRAHAM'S PROMISE BOX

TALK: When God told Abram to leave his country he promised him four things. That he will be a great nation, that he will have a great name, that he will bless those who bless him and that he will bless the world.

ACTIVITY: Color Abraham's Promise box coloring page then have children fold into a box and secure with tape.

BONUS: Sing "Abram was called" song while children are coloring. Handout one to each adult so they can sing along too.



CORRESPONDING VERSE

SAME AS ACTIVITY 1

3. FOUNDATIONAL BRICKS: GREAT NAME & BLESSINGS

TALK: Abraham having a great name, blessings and blessing the world were the other three of his foundational promises. Talk about how we remember Abraham today as being faithful, that his family has been blessed and is still growing and one of the ways his family blessed the world was by writing and preserving the bible.




ACTIVITY: Precut "Great Name", "Blessings" and "Bless the World" so each child has one. Let them color the words then glue or tape onto their own red brick/box. Place the three bricks together with last weeks "Great Nation" so they can see the four foundational bricks side by side.

SAME AS ACTIVITY 1

4. GREAT NAME: PROPHET

TALK: Abram was a foreigner in a new country, Gerar. God called Abram a "prophet" to their King.

ACTIVITY: Have children cut along the dotted lines then let them write "Prophet" in the middle of the circle. Next tape or staple the two strips together to make a long stripe then tape or glue the half circle to the middle of the long strip of paper (see detailed instructions on the Prophet Headband page). Staple the ends of the paper together to make a headband.



"FOR HE IS A PROPHET,
AND HE WILL PRAY FOR
YOU AND YOU WILL LIVE."
GENESIS 20:7

5. GREAT NAME: NAME CHANGE

TALK: God changed Abram's (exulted father) name to Abraham (father of many) when he was told he would have a son within the year. God added "Ha" to his name and told him his son would be called Isaac, which means laughter. ;)

ACTIVITY: Place a large piece of paper in front of the children. Have children sound out Abram and then Abraham to figure out which letters make up his name and write the letter down as they call it out. Let them practice their letters as well by writing on their own paper as its being called out.

"NO LONGER WILL YOU BE
CALLED ABRAM; YOUR NAME
WILL BE ABRAHAM, FOR I
HAVE MADE YOU INTO A
FATHER OF NATIONS."
GENESIS 17:5

ACTIVITIES

6. BLESSINGS: KING MELCHIZEDEK

TALK: King Melchizedek blessed Abram after he returned from helping his nephew. Abram blessed the king back by giving him a 10th of everything.

ACTIVITY: Give each child 10 coins then using a king puppet say Genesis 14:19-20. Have children give the king 1 of their 10 coins.



CORRESPONDING VERSE

"BLESSED BE ABRAM BY GOD MOST HIGH, CREATOR OF HEAVEN AND EARTH. AND PRAISE BE TO GOD MOST HIGH, WHO DELIVERED YOUR ENEMIES INTO YOUR HAND."

GENESIS 14:19-20

7. BLESS THE WORLD: COLORING PAGE

TALK: God told Abram that the world would be blessed through him. Since Abram was faithful we know about God and how to live a life of faith trusting God with everything.

ACTIVITY: Color Abraham Blesses the World coloring page.



"ALL PEOPLES ON EARTH WILL BE BLESSED THROUGH YOU."

GENESIS 12:3

8. BLESS THE WORLD: GLOBE

TALK: The whole world is blessed not only because Abraham obeyed but his children obeyed as well. To bless those around us we should obey God too.

ACTIVITY: Using the assembled globes have kids paint green land onto the blue Styrofoam ball. While the paint is still wet have children sprinkle green glitter onto the globe to resemble blessings covering the earth.



"AND THROUGH YOUR OFFSPRING ALL NATIONS ON EARTH WILL BE BLESSED, BECAUSE YOU HAVE OBEYED ME."

GENESIS 22:18

OPTIONAL: Hand out each child a bible verse to take home.

I WILL MAKE YOUR NAME GREAT...
I WILL BLESS THOSE WHO BLESS YOU...
AND ALL PEOPLES ON EARTH WILL
BE BLESSED THROUGH YOU

GENESIS 12:2-3

A
B
R
A
H
A
M

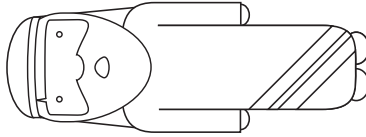
Prophet



ABRAHAM'S
PROMISE BOX

GREAT
NATION

BLESSINGS



BLESS
THE
WORLD

GREAT
NAME

ABRAHAM

ABRAM WAS CALLED

Abram was called

And Abram went

Abram was called

And Abram went

It's a great nation

His name is great

Oh he's blessed now

And so are you

It's a great nation

His name is great

Oh he's blessed now

And so are you

GREEAT NNAME

GREEAT NNAME

GREEAT NNAME

GREEAT NNAME

GREEAT NNAME

GREEAT NNAME

GREEAT NNAME

GREAT NAME

GREAT NAME

GREAT NAME

GREAT NAME

BLESSESSINGSS

BLESSESSINGSS

BLESSESSINGSS

BLESSESSINGSS

BLESSESSINGSS

BLESSESSINGSS

BLESSESSINGSS

BLESSESSINGSS

BLESSESSINGSS

BLESSESSINGSS

BLESSESSINGSS

BLESSESSINGSS

BLESSES THE WORLD

BLESSES THE WORLD

BLESSES THE WORLD

BLESSES THE WORLD

BLESSES THE WORLD


BLESSES THE WORLD

BLESSES THE WORLD

BLESS THE WORLD

BLESS THE WORLD

PROPHET HEADBAND



Cut along the lines so you have two 11" strips and one 1/2 oval. Then tape or staple side A together, then side B. This should be long enough to go around the child's head. Have child write "Prophet" on the other side of the 1/2 oval. Then staple or tape sides C together.

B

C

C

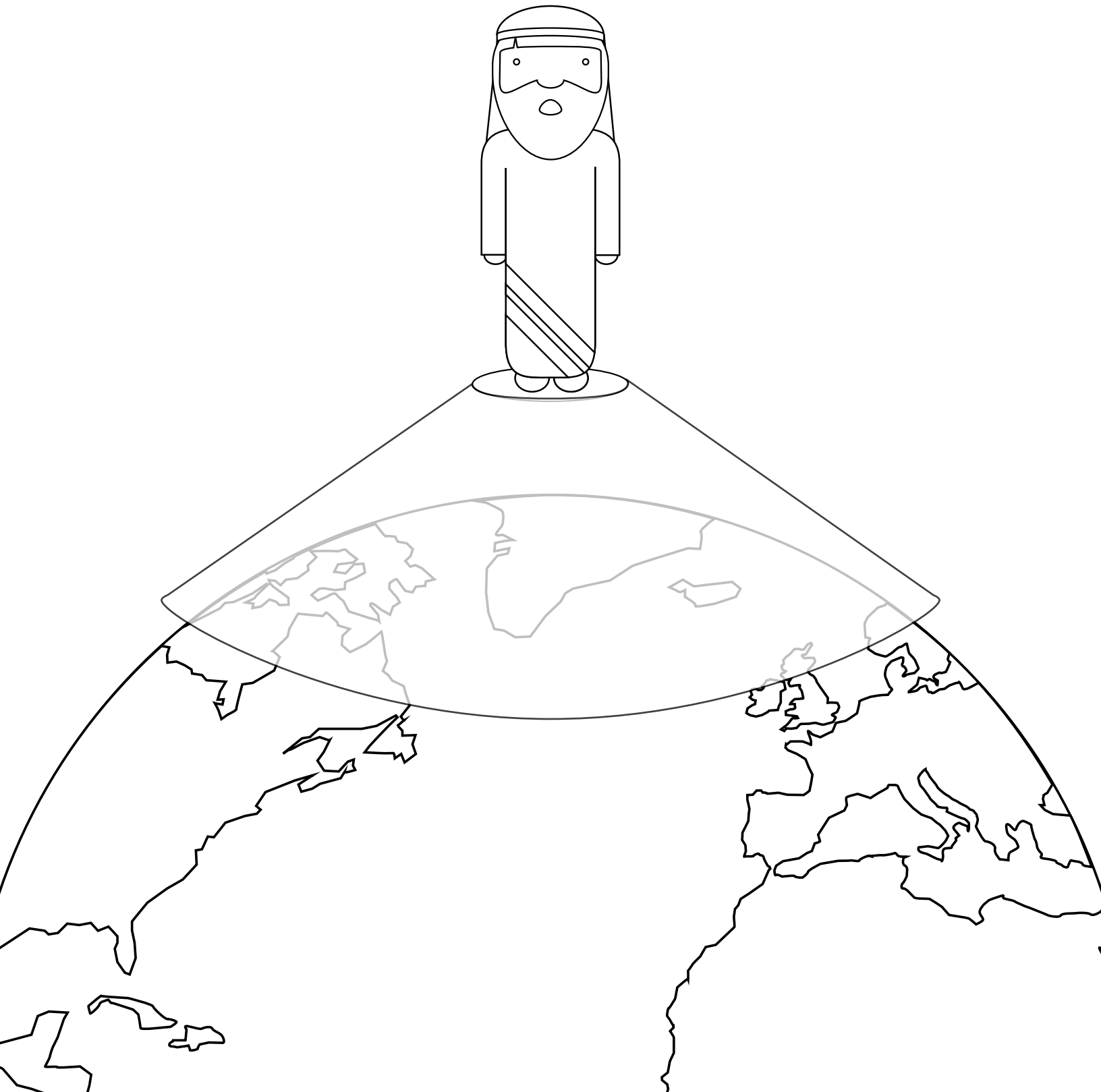
A

A

B

ABRAHAM

BLESSES THE WORLD



GLOBE




MATERIALS

2" FOAM BALL
PAINT BLUE

STICKS &
BLOCK WITH HOLE
PAINT BLACK

WOODEN NICKEL
PAINT BLACK



DIRECTIONS

1. PAINT
2. PLACE STICK IN BLOCK WITH HOLE UNTILL THE STICK IS AT THE BOTTOM OF THE BLOCK
3. GLUE BLOCK WITH STICK TO THE CENTER OF THE WOODEN NICKEL
4. PLACE FOAM BALL IN CENTER OF STICK AND PRESS DOWN UNTILL THE BALL IS 3/4 THE WAY DOWN THE STICK.

I WILL MAKE YOUR NAME GREAT...
I WILL BLESS THOSE WHO BLESS YOU...
AND ALL PEOPLES ON EARTH WILL
BE BLESSED THROUGH YOU

GENESIS 12:2-3

I WILL MAKE YOUR NAME GREAT...
I WILL BLESS THOSE WHO BLESS YOU...
AND ALL PEOPLES ON EARTH WILL
BE BLESSED THROUGH YOU

GENESIS 12:2-3

I WILL MAKE YOUR NAME GREAT...
I WILL BLESS THOSE WHO BLESS YOU...
AND ALL PEOPLES ON EARTH WILL
BE BLESSED THROUGH YOU

GENESIS 12:2-3

I WILL MAKE YOUR NAME GREAT...
I WILL BLESS THOSE WHO BLESS YOU...
AND ALL PEOPLES ON EARTH WILL
BE BLESSED THROUGH YOU

GENESIS 12:2-3