



ABRAM

ABRAM

AS MANY AS THE STARS

FOCUS

GENESIS 15:5-6, DEUTERONOMY 1:10 & GALATIANS 3:29

God keeps his promises. Abram was told he would have as many descendants as the stars.

MATERIALS

Abram Picture

Star coloring page (1 per child)

Star beads and thick elastic cord (about 10-15 stars per child)

Do you see the stars Abram song (1 per parent)

Star wooden magnet (1 per child)

Large foam stars and yarn (1 star for each member of child's family)

Crayons, hole punch and paint

ACTIVITIES

1. INTRODUCTION

TALK: Ask children if they know who Abram is. Introduce him as a man who trusted God to give him a child.

ACTIVITY: Show children the Abram picture and hang nearby for them to see.

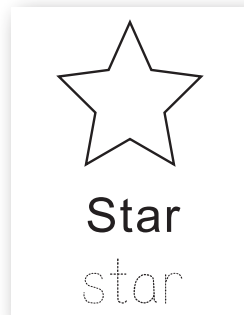
2. COLOR THE STARS

TALK: Tell kids the story of Abram and the stars. Explain how old Sarah (91) and Abram (100) were when they have a baby (Isaac).

ACTIVITY: Star coloring page.

BONUS: Sing "Do you see the stars Abram" song while children are coloring. Handout one to each adult so they can sing along too.

CORRESPONDING VERSE



HE TOOK HIM OUTSIDE AND SAID, "LOOK UP AT THE SKY AND COUNT THE STARS—IF INDEED YOU CAN COUNT THEM." THEN HE SAID TO HIM, "SO SHALL YOUR OFFSPRING BE." ABRAM BELIEVED THE LORD, AND IT WAS CREDITED TO HIM AS RIGHTEOUSNESS.

GENESIS 15:5-6

ACTIVITIES

3. GOD'S PROMISE

TALK: Further explain how we can look at the stars and remember God's promises. Abram did not have as many children as the stars, but through his children and their children he had as many descendants as the stars.

ACTIVITY: Each child got to string their own bracelet of star beads. Parents need to help tie the bracelets together.



CORRESPONDING VERSE

THE LORD YOUR GOD HAS INCREASED YOUR NUMBERS SO THAT TODAY YOU ARE AS NUMEROUS AS THE STARS IN THE SKY.

DEUTERONOMY 1:10

4. PAINT A STAR

TALK: Explain to children that they can be a child of Abraham too.

ACTIVITY: Paint star magnet. (I encouraged the children to put the magnet on their fridge so they can see it and remember what we learned.)



IF YOU ARE CHRIST'S, THEN YOU ARE ABRAHAM'S OFFSPRING, HEIRS ACCORDING TO PROMISE.

GALATIANS 3:29

5. STAR GENEALOGY

TALK: Tell the children that they are important and special in their family.

ACTIVITY: Have the parents help make a star genealogy chain for each member of the child's family. You can start with the last name, then move on to the father, mother, child, siblings, etc.



SAME AS ACTIVITY 4

A


B

R

A

M





Star

star

DO YOU SEE THE STARS ABRAM?

Do you see the stars Abram

They shine so brightly

Do you see the stars Abram

They shine so brightly

Can you count the stars Abram

There are so many

Can you count the stars Abram

There are so many

Your children outshine the stars Abram

They shine so brightly

Your children outshine the stars Abram

They shine so brightly


Your children outnumber the stars Abram

There are so many

Your children outnumber the stars Abram

There are so many

STAR BRACELET




STAR BEADS

THICK ELASTIC CORD

DIRECTIONS

CUT OFF A PIECE OF THE THICK ELASTIC CORD (LARGE ENOUGH TO FIT AROUND CHILD'S WRIST AND TIE AT THE END) THEN STRING THROUGH BEADS AND TIE.

STAR MAGNET



WOODEN STAR




MAGNETIC TAPE ROLL

DIRECTIONS

CUT OFF A PIECE OF MAGNET AND HOT GLUE GUN
TO THE BACK OF THE WOODEN STAR—
STICKY SIDE DOWN.

STAR GENEALOGY



DIRECTIONS

HOLE PUNCH THE TOP AND THE BOTTOM OF THE STARS AND CONNECT THEM WITH YARN. DO NOT HOLE PUNCH THE BOTTOM OF THE LAST STAR.