

ARMOR OF GOD

ARMOR OF GOD

STAND FIRM & PRAY

FOCUS

EPHESIANS 6:10–20, JOHN 14:6, MARK 12:31,
PSALM 29:11, LUKE 7:50, 1 PETER 1:16 &
HEBREWS 4:12

We should put on the armor of God everyday! Let's introduce them to what each aspect of the armor is.

MATERIALS

Priest coloring page (1 per child)
Belt of Truth coloring pouch, yarn and felt (1 per child)
Breastplate of Righteousness coloring page & yarn (1 per child)
2 sandals, beads and pipe cleaner (1 per child)
Shield of Faith shield (1 per child)
Helmet of Salvation coloring page and pipe cleaner (1 per child)
Sword of the Spirit sword (1 per child)
Crayons, paint, safety scissors, and glue

ACTIVITIES

1. INTRODUCTION

TALK: Read Ephesians 6:10-20. Go over how this is armor we ask God to put on everyday. The armor of God is compared to the heavenly garments the Hebrew priests wore. The belt of truth reminds us that God is truth. The breastplate of righteousness shows us that we need to have faithful hearts righteous attitudes, loving our neighbor as ourselves. The shoes of readiness are for blessing his people with strength and peace. The shield of faith protects us—your faith will save you. The helmet of salvation is to remind us to be holy because He is holy. Lastly the sword of the Spirit is the word of God, sharper than any double-edged sword.

ACTIVITY: Have your Tiny Arrow color their priest then cut out all the pieces on page 2. The helmet, breastplate, belt, shoes, shield and sword—or have them pre-cut. After each activity glue the appropriate piece on the coloring. By the end of the lesson, he should have each piece on.



CORRESPONDING VERSE

STAND FIRM THEN, WITH THE BELT OF TRUTH BUCKLED AROUND YOUR WAIST, WITH THE BREASTPLATE OF RIGHTEOUSNESS IN PLACE, AND WITH YOUR FEET FITTED WITH THE READINESS THAT COMES FROM THE GOSPEL OF PEACE... THE SHIELD OF FAITH.... TAKE THE HELMET OF SALVATION AND THE SWORD OF THE SPIRIT.

EPHESIANS 6:14-17

ACTIVITIES

2. BELT OF TRUTH

TALK: The first thing we are told to put on is the belt of truth. Not only should we be truthful, but we should never let the enemies lies effect us. The belt of truth is to help us stand firm in God's truth.



ACTIVITY: Have your Tiny Arrow lace the yarn through the holes to make a pouch. Then place the felt through the laced X on the back and tie the belt around their waist. They can put their 3x5 stones in the pouch to always have God's truth near them and ready for when they need it! When finished, glue the belt on the priest.

CORRESPONDING VERSE

JESUS ANSWERED, "I AM THE WAY AND THE TRUTH AND THE LIFE."

JOHN 14:6

3. BREASTPLATE OF RIGHTEOUSNESS

TALK: The next piece of armor we are told to put on is the breastplate of righteousness. Not only is it important that our deeds are righteous before God but our heart has to have the right motives too. We are to remember the second greatest command is to love your neighbor as yourself. We can strengthen our neighbors and friends with kind words as well as be helpful and sharing.



ACTIVITY: Have kids color the heart then place around themselves like a necklace. When finished, glue the breastplate on the priest.

LOVE YOUR NEIGHBOR AS YOURSELF.

MARK 12:31

4. SHOES OF READINESS

TALK: The third piece of armor are the shoes of readiness that comes from the gospel of peace. If we know God's truth and are loving our neighbor as ourselves we will be able to better proclaim God's peace and strengthen our friends!



ACTIVITY: Have your Tiny Arrow color their sandals then thread beads through the pipe cleaners and lace to become sandals. When finished, glue the shoes on the priest.

THE LORD GIVES STRENGTH TO HIS PEOPLE;
THE LORD BLESSES HIS PEOPLE WITH PEACE.

PSALM 29:11

ACTIVITIES

5. SHIELD OF FAITH

TALK: The shield of faith is to help us extinguish all the flaming arrows of the evil one (Ephesians 6:16). If we are blocking every lie that comes at us with the faith we have in God and the patience to wait for His promises to come true it will save us from spiritual attacks!

ACTIVITY: Let your Tiny Arrows color their shield. When finished, glue the shield on the priest.



CORRESPONDING VERSE

JESUS SAID TO THE WOMAN,
"YOUR FAITH HAS SAVED YOU."

LUKE 7:50

6. HELMET OF SALVATION

TALK: Ask your Tiny Arrow what they are thinking. Is what they are thinking pleasing to God? Does it go against what he says in his Word? Our thoughts are the hardest to take captive, but Jesus tells us to be holy. We should have holy actions and thoughts!

ACTIVITY: Let your Tiny Arrow color their helmet. When finished, glue the helmet on the priest.



BE HOLY, BECAUSE I AM HOLY

1 PETER 1:16

7. SWORD OF THE SPIRIT

TALK: The last piece of armor we are to put on is the sword of the Spirit. The sword is God's word and can help us in any situation. When we are happy we can sing His praises, when we need correction we can ask for oil on our heads, when we are sad we can remember that our troubles are light and momentary.

ACTIVITY: Let your Tiny Arrow paint their sword, then write Word of God on the sword. When finished, glue the sword on the priest.

BONUS: Sing "Stand Firm and Pray" song.



FOR THE WORD OF GOD IS
ALIVE AND ACTIVE. SHARPER
THAN ANY DOUBLE-EDGED
SWORD, IT PENETRATES EVEN
TO DIVIDING SOUL AND SPIRIT,
JOINTS AND MARROW, IT
JUDGES THE THOUGHTS AND
ATTITUDES OF THE HEART.

HEBREWS 4:12

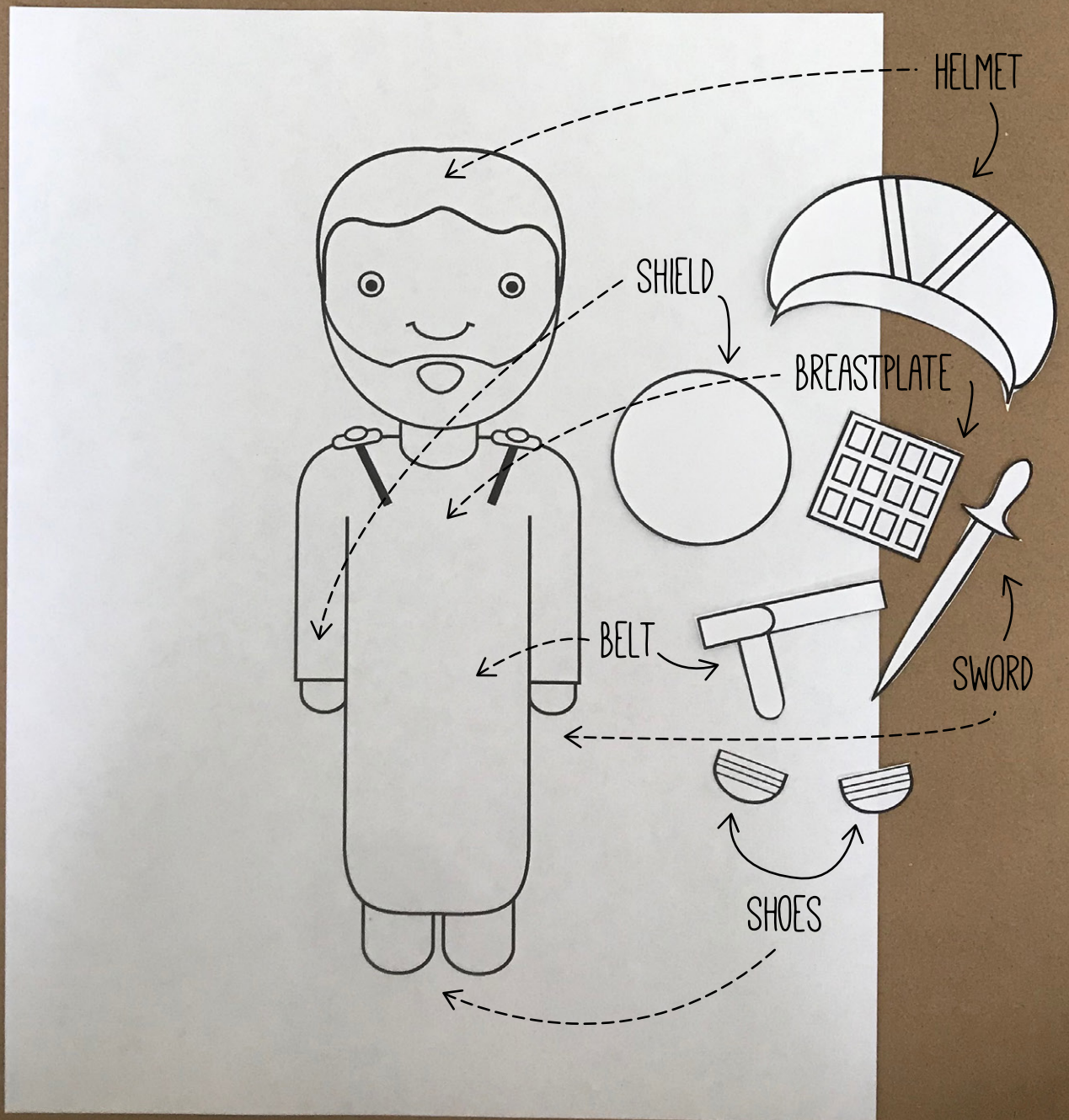
OPTIONAL: Give your Tiny Arrow their Armor of God bible verse/stone!

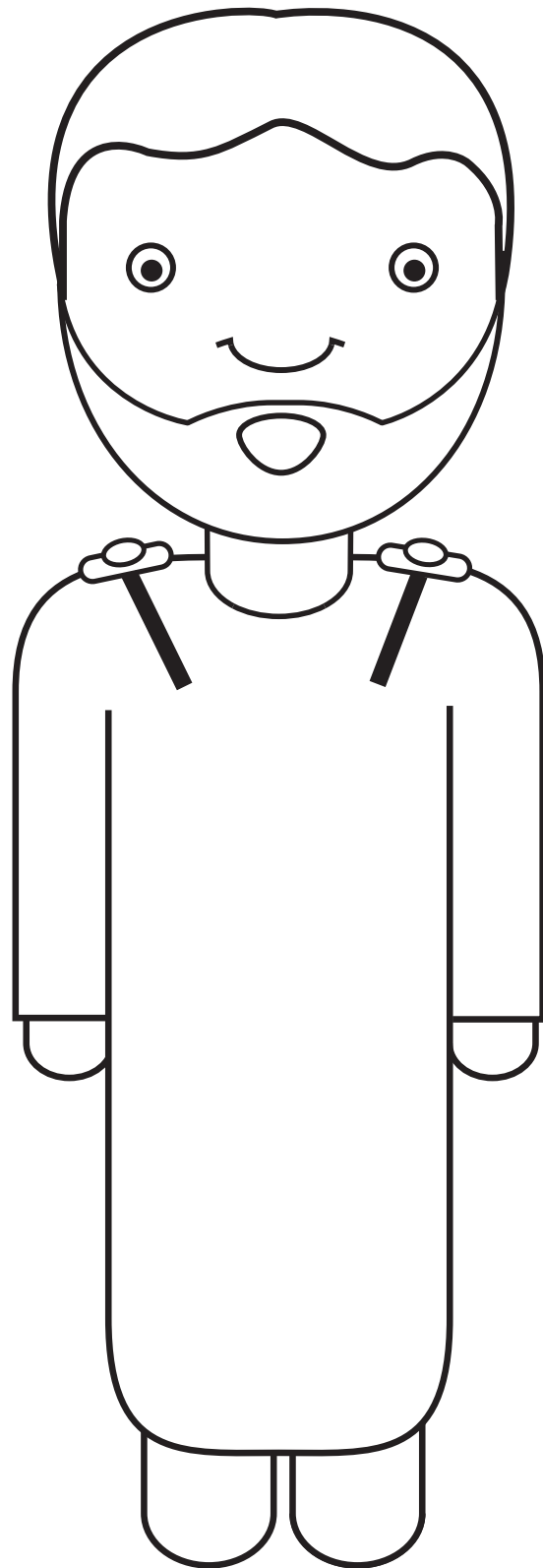


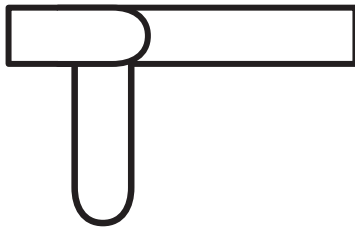


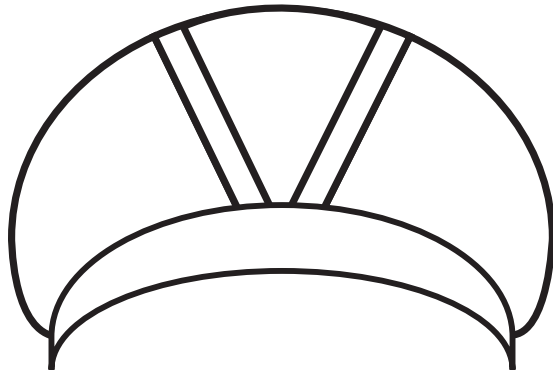
PRIEST



CUT OUT PIECES AND GLUE WHERE THEY GO!







BELT OF TRUTH

PRINT AND CUT ↓

FOLD ↻


BELT OF TRUTH
JESUS ANSWERED, "I AM THE WAY
AND THE TRUTH AND THE LIFE."
JOHN 14:6

FOLD ↻

FOLD BELT OF TRUTH POUCH
THEN HOLE PUNCH THROUGH
BOTH SIDES AT THE SAME TIME

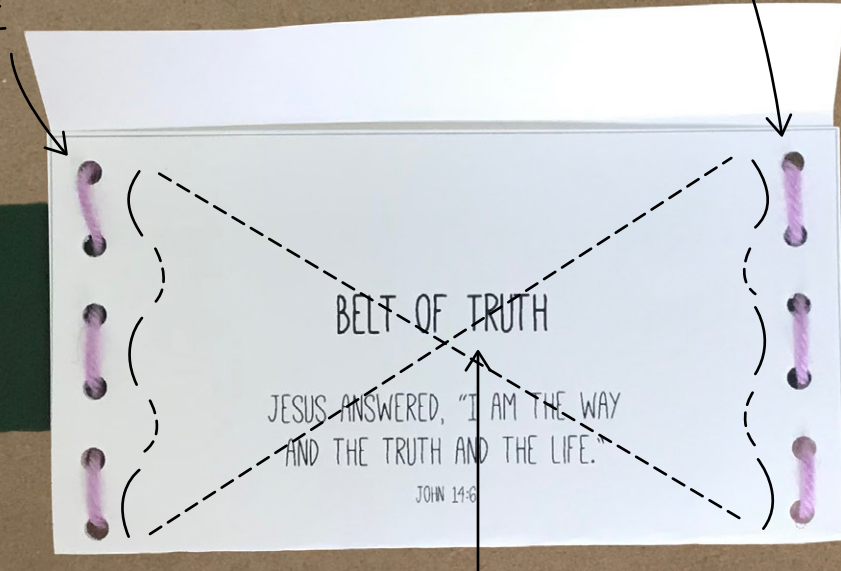
36" OF FELT, 1.75" WIDE ↓

38" OF YARN ↓



LACE YARN THROUGH HOLES


START LACING HERE



END LACING HERE

CROSS YARN IN THE BACK TO MAKE AN X

CUT OFF EXTRA YARN



TIE YARN TOGETHER

CENTER FELT BEHIND THE YARN TO HOLD

○ ○

BELT OF TRUTH

○ ○

JESUS ANSWERED, "I AM THE WAY
AND THE TRUTH AND THE LIFE."

○ ○

JOHN 14:6

○ ○

○ ○

○ ○

○ ○

○ ○

○ ○

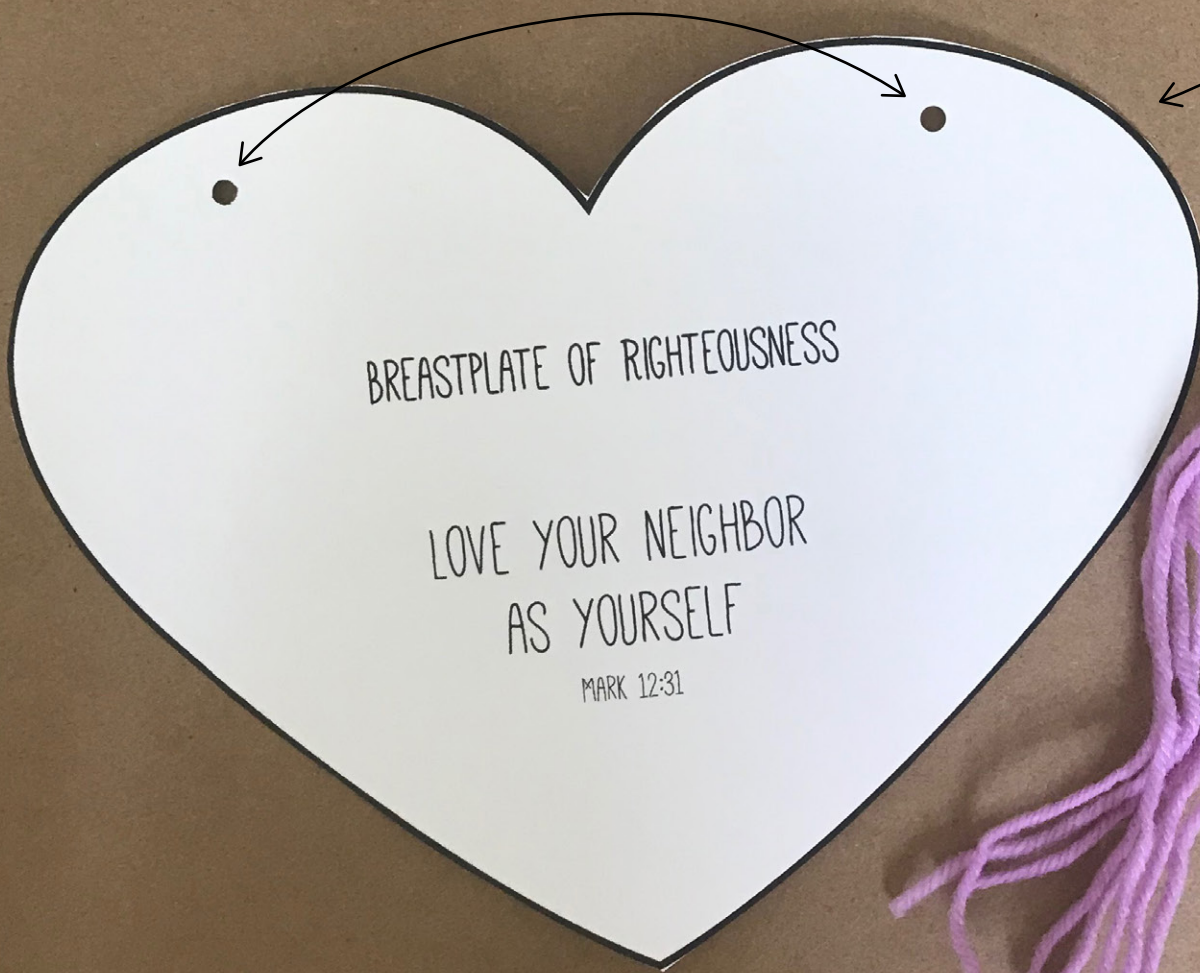
○ ○

○ ○

BREASTPLATE OF RIGHTEOUSNESS


HOLE PUNCH

PRINT & CUT OUT



YARN

LACE YARN THROUGH HOLE PUNCH
AND TIE AT DESIRED NECKLACE LENGTH






BREASTPLATE OF RIGHTEOUSNESS

LOVE YOUR NEIGHBOR
AS YOURSELF

MARK 12:31

SHOES OF READINESS



STRING PIPE CLEANERS THROUGH HOLES AND BEAD AS YOU GO



GLUE PAPER TO CARDBOARD



THE LORD GIVES STRENGTH
TO HIS PEOPLE;
THE LORD BLESSES
HIS PEOPLE WITH PEACE.

PSALM 29:11

SHOES OF
READINESS



THE LORD GIVES STRENGTH
TO HIS PEOPLE;
THE LORD BLESSES
HIS PEOPLE WITH PEACE.

PSALM 29:11

SHOES OF
READINESS

SHIELD

STRIP OF FELT
APPROX. 3" X 9"

PRINT & CUT


8" CAKE BOARD/CARDBOARD



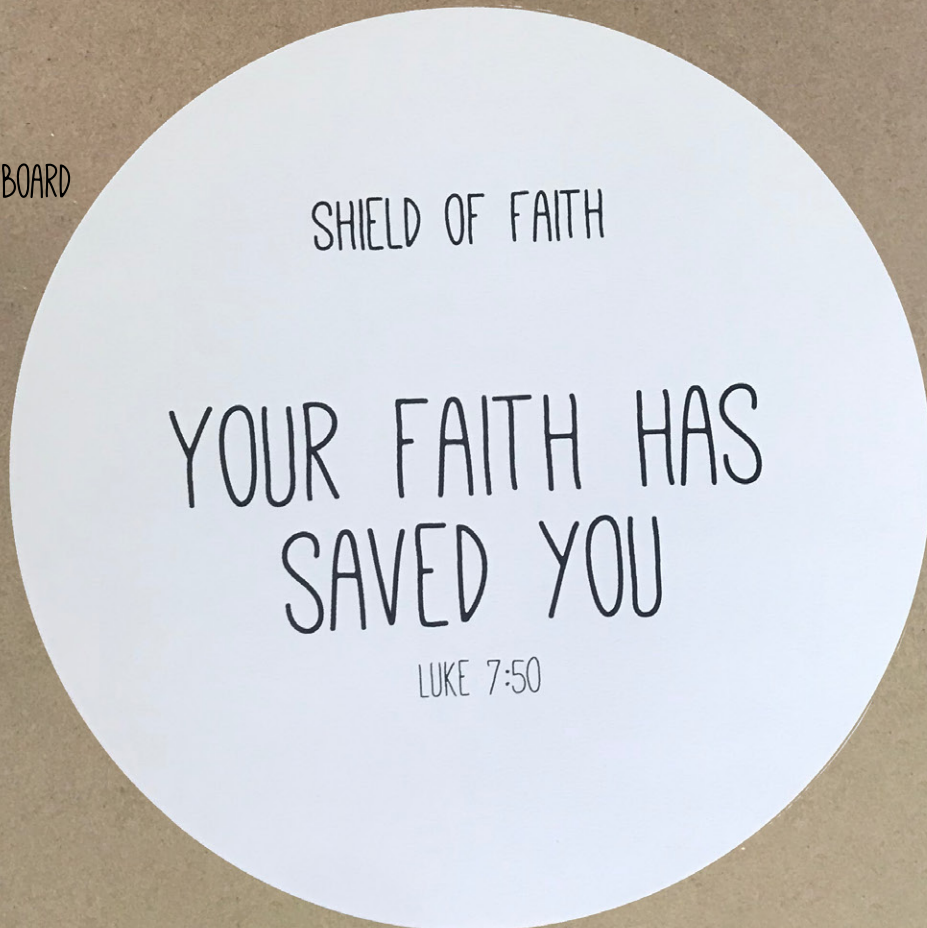
FLIP BOARD OVER

DIRECTIONS

USING A GLUE GUN,
GLUE DOWN BOTH
EDGES OF FELT ABOUT
1" FROM THE EDGE
WITH A GAP IN THE
CENTER TO MAKE A HANDLE



GLUE PAPER ON BOARD

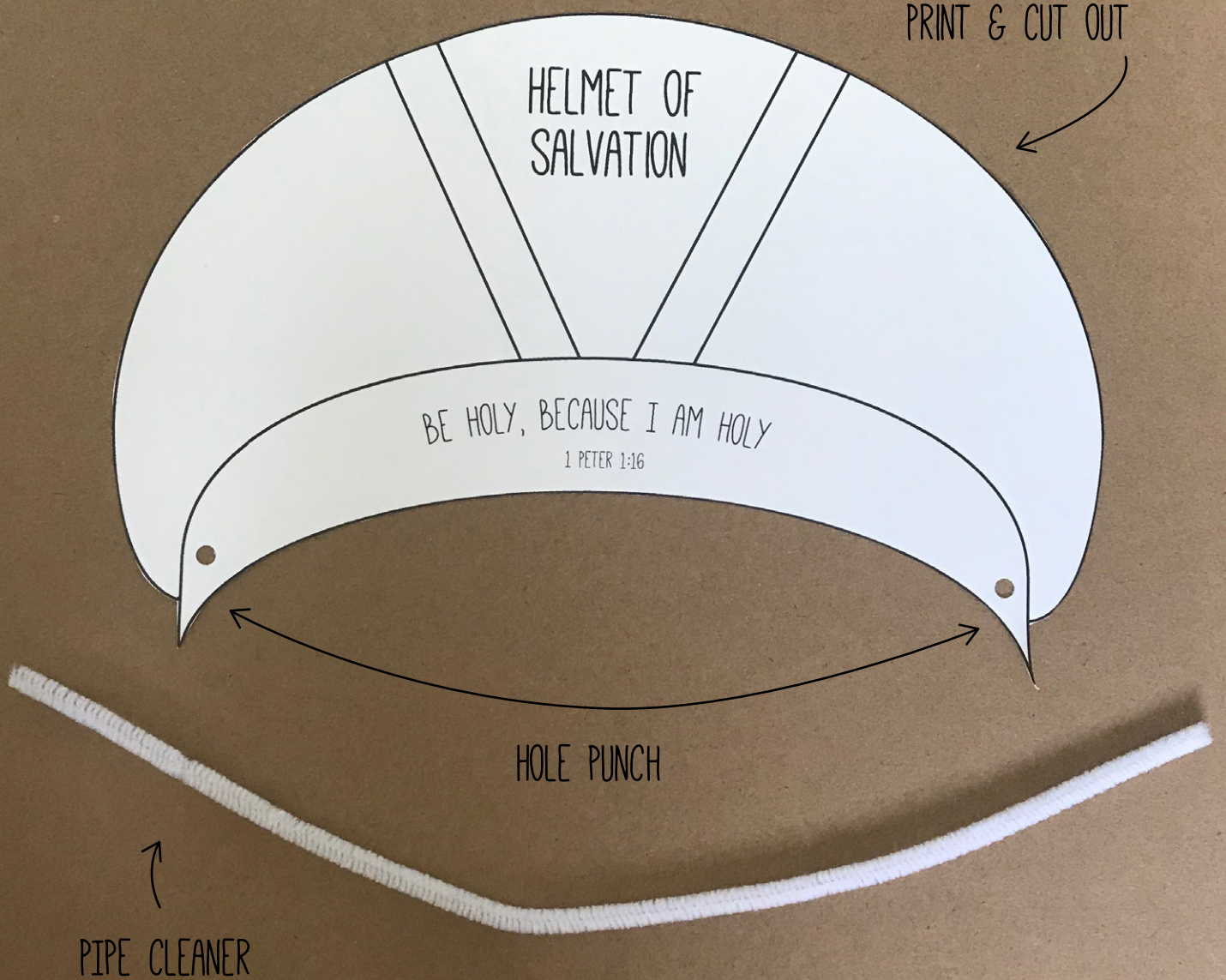


SHIELD OF FAITH

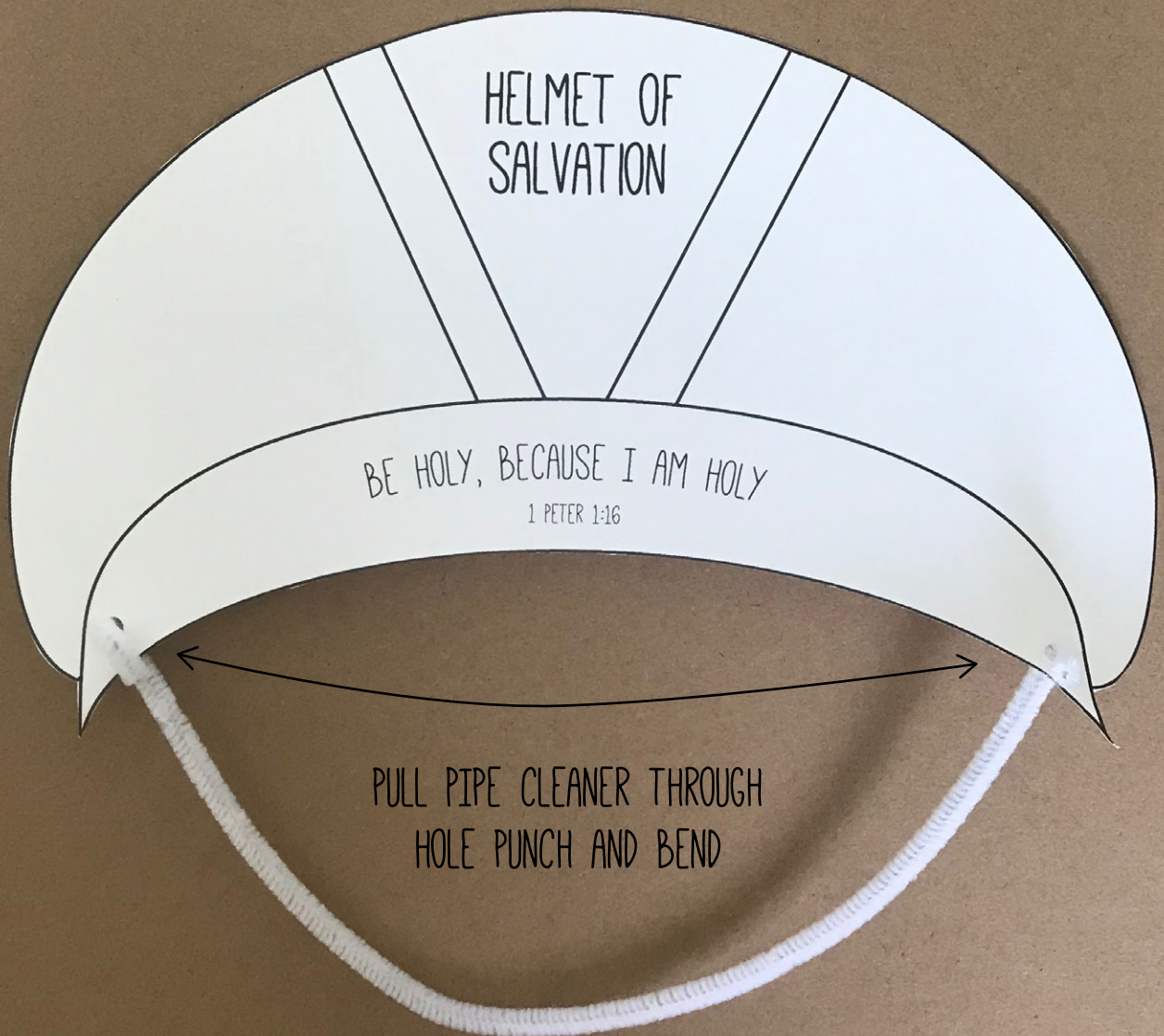
YOUR FAITH HAS
SAVED YOU

LUKE 7:50

HELMET OF SALVATION



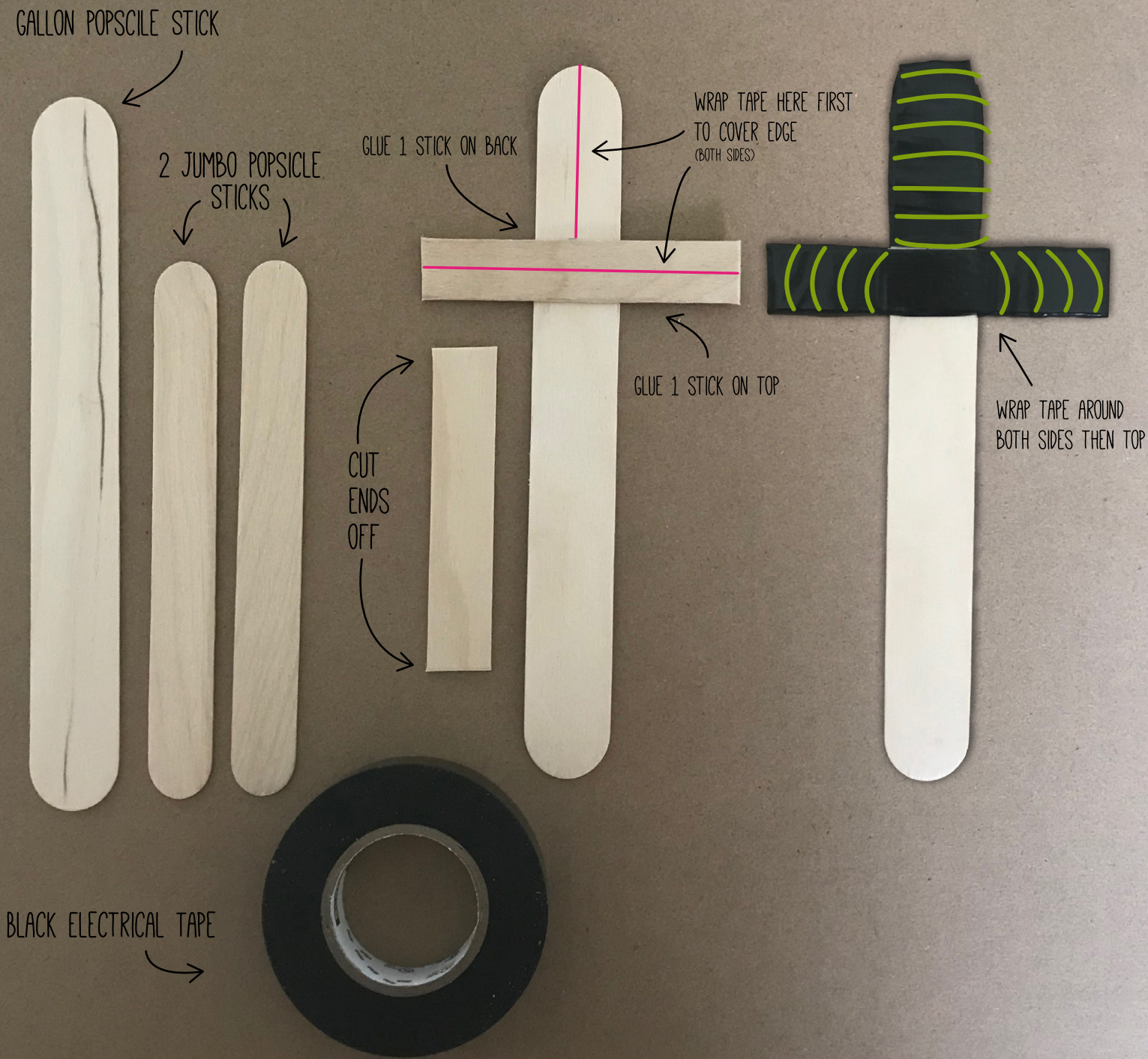
HELMET OF SALVATION



HELMET OF
SALVATION

BE HOLY, BECAUSE I AM HOLY
1 PETER 1:16

SWORD OF THE SPIRIT



STAND FIRM AND PRAY

When the day of evil comes, stand firm, stand firm.

When the day of evil comes, stand firm, stand firm.

Put on the full armor of God and pray, and pray

Put on the full armor of God and pray, and pray

Be fearless and strong in the Lord, stand firm and pray

Be fearless and strong in the Lord, stand firm and pray

PUT ON THE FULL ARMOR OF GOD,
SO THAT YOU CAN TAKE
YOUR STAND AGAINST
THE DEVIL'S SCHEMES.

EPHESIANS 6:11

PUT ON THE FULL ARMOR OF GOD,
SO THAT YOU CAN TAKE
YOUR STAND AGAINST
THE DEVIL'S SCHEMES.

EPHESIANS 6:11

PUT ON THE FULL ARMOR OF GOD,
SO THAT YOU CAN TAKE
YOUR STAND AGAINST
THE DEVIL'S SCHEMES.

EPHESIANS 6:11

PUT ON THE FULL ARMOR OF GOD,
SO THAT YOU CAN TAKE
YOUR STAND AGAINST
THE DEVIL'S SCHEMES.

EPHESIANS 6:11