



DAVID

DAVID

DAVID

SHEPHERD, FIGHTER, KING

FOCUS

EXODUS 7:14-11:10 & 20:1-21

First David was a shepherd, second he was a fighter, and third he was a king.

MATERIALS

David Picture

Sheep coloring page (1 per child) and cotton balls

David song (1 per parent)

Air dry clay or Playdough (1/4 cup per child)

Painted stone with scripture (1 per child)

Paper crown and pipe cleaner (1 per child)

Stone wooden magnet (1 per child)

Crayons, glue and paint

ACTIVITIES

1. INTRODUCTION

TALK: Ask children if they know who David is. Talk about how he was first a shepherd tending and protecting his sheep, then he was a fighter, and then a king!

ACTIVITY: Show children the David picture and hang nearby for them to see.

2. SHEPHERD

TALK: Tell kids that David was a shepherd first. How he was first in charge of sheep and had to take care of them and protect them.

ACTIVITY: Color sheep coloring page. You can also let children glue cotton balls onto the sheep as well.

CORRESPONDING VERSE



SO HE ASKED JESSE, "ARE THESE ALL THE SONS YOU HAVE?" "THERE IS STILL THE YOUNGEST," JESSE ANSWERED. "HE IS TENDING THE SHEEP."

1 SAMUEL 16:11

ACTIVITIES

3. FIGHTER

TALK: Go over the story of David and Goliath. Focus on how David defeated Goliath with a stone. How we can use stones (God's word) to fight our own giants.

ACTIVITY: Using clay have kids make their own stones. Then have kids go and search for stones with scripture on them.

BONUS: Sing "David" song while children are coloring. Handout one to each adult so they can sing along too.



CORRESPONDING VERSE

DAVID SAID TO SAUL,
"LET NO ONE LOSE HEART
ON ACCOUNT OF THIS
PHILISTINE; YOUR SERVANT
WILL GO AND FIGHT HIM.

1 SAMUEL 17:32

4. KING

TALK: Tell kids how David became the king of Israel.

ACTIVITY: Have kids color their own crown.



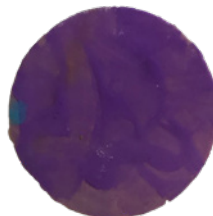
THEN THE MEN OF JUDAH
CAME TO HEBRON, AND THERE
THEY ANOINTED DAVID KING
OVER THE TRIBE OF JUDAH.

2 SAMUEL 2:4

5. PAINT A STONE

TALK: Continue to emphasize how God's word can help you win any battle.

ACTIVITY: Paint stone magnet. (I encouraged the children to put the magnet on their fridge so they can see it and remember what we learned.)



THE WORD OF GOD IS ALIVE
AND ACTIVE. SHARPER THAN
ANY DOUBLE-EDGED SWORD.

HEBREWS 4:12

D


A

V

I

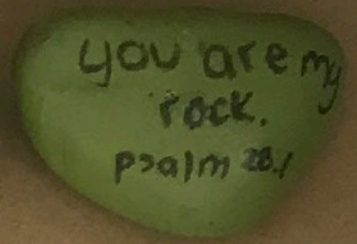
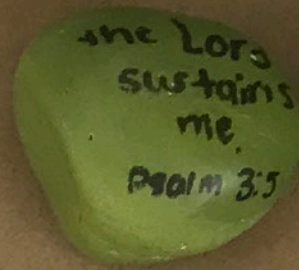
D





Sheep
sheep

STONE



SMOOTH STONE →



ALSO: PAINT, PRIMER
& PERMANENT MARKER

DIRECTIONS

PRIMER THEN PAINT STONE. ONCE DRY
ADD VERSE WITH PERMANENT MARKER

VERSE OPTIONS

THE LORD SUSTAINS ME
PSALM 3:5

YOU ARE MY ROCK
PSALM 28:1

WHOSE LEAF DOES NOT WITHER
PSALM 8:3

YOUR HEAR MY VOICE
PSALM 5:3

YOUR SAVE THE HUMBLE
PSALM 18:27

NEVER BE SHAKEN
PSALM 15:5

HIS GLORY IS GREAT
PSALM 21:5

THE LORD IS MY SHEPHERD
PSALM 23:1

I TRUST IN YOU
PSALM 25:2

DAVID

March March
Ready for battle
Stomp stomp
Battle lines are drawn

Stand tall
Goliath comes forward
Run hide
Everyone's gone

Hi ho
David comes to visit
Oh no
Goliath is here

Ask frown
Who's gunna fight him
Tell convince
David will fight


Clip clap
Armor doesn't fit
Seek find
5 smooth stones

Whirl swish
David hit Goliath
Splat boom
He fell to the ground


Hooray hooray
Goliath is defeated
Run attack
The enemy is gone

Be brave
David trusted God
Sing praise
The battle is won

CROWN
TEMPLATE



STONE MAGNET



DIRECTIONS

CUT OFF A PIECE OF MAGNET AND HOT GLUE GUN
TO THE BACK OF THE WOODEN CIRCLE—
STICKY SIDE DOWN.