



GOD'S WONDERS WEEK 3



GOD'S WONDERS

GOD'S WONDERS WEEK 3

PASSOVER

FOCUS

EXODUS 11:1, 12:3, 12:5-11, 12:13, 12:15 & 12:29-30

The last plague the Egyptians faced and the first Passover for the Israelites.

MATERIALS

Passover picture
Passover coloring page (1 per child)
Sheep and crooks from week 1 (1 per child) and straw
Large house
Moses, Aaron and Pharaoh actors (adults)
Rice Krispie lamb
Yeast, a loaf of bread and tortilla
Crayons, red paint, watercolor and glue

ACTIVITIES

1. INTRODUCTION

TALK: Remind children of last weeks class. We learned that Moses asked Pharaoh to let God's people go and he said no, so God sent 9 plagues.

ACTIVITY: Show children the Passover picture and hang nearby for them to see.

2. HE WILL LET YOU GO

TALK: God had one more plague for Egypt, the last plague that would change Pharaoh's heart so that he would let the Israelites go.

ACTIVITY: Children are to color the Passover coloring sheet. Have Moses and Aaron actor tell Pharaoh the last plague.

CORRESPONDING VERSE



I WILL BRING ONE MORE PLAGUE ON PHARAOH AND ON EGYPT. AFTER THAT HE WILL LET YOU GO FROM HERE.

EXODUS 11:1

ACTIVITIES

3. COLLECT THE LAMBS

TALK: God told Moses to tell the community of Israel to collect a sheep for each family.

ACTIVITY: Using the shepherds crooks and sheep from week 1. Have children collect sheep using their shepherds crooks.



CORRESPONDING VERSE

EACH MAN IS TO TAKE A LAMB FOR HIS FAMILY, ONE FOR EACH HOUSEHOLD.

EXODUS 12:3

4. TAKE CARE OF THE LAMBS

TALK: After the Israelites collected their lambs they brought them into their houses and took care of them for 4 days.

ACTIVITY: Color the precut house then glue together. Have the children put their sheep near the house and give it food.



THE ANIMALS YOU CHOOSE MUST BE ONE-YEAR OLD MALES WITHOUT DEFECT... TAKE CARE OF THEM.

EXODUS 12:5-6

5. SMEAR THE BLOOD

TALK: After they took care of the lambs they slaughtered them at twilight then painted the door frames of their houses with the blood.

ACTIVITY: Using red paint, have children paint red on the door frame of their houses.

BONUS: Sing "Long, long night" song while children are painting. Handout one to each adult so they can sing along too.

THEN THEY ARE TO TAKE SOME OF THE BLOOD AND PUT IT ON THE SIDES AND TOPS OF THE DOORFRAMES OF THE HOUSES WHERE THEY EAT THE LAMBS.

EXODUS 12:7

6. BLOOD ON THE HOUSE

TALK: God did not want the plague to affect the Israelites, but they had to do as God said in order to be spared. If they put blood on their door frames, then it was a sign to God that he was to pass over their house.

ACTIVITY: Give each child a chance to put red paint on the door frame of the larger house.

THE BLOOD WILL BE A SIGN FOR YOU ON THE HOUSES WHERE YOU ARE, AND WHEN I SEE THE BLOOD, I WILL PASS OVER YOU.

EXODUS 12:13

7. UNLEAVENED BREAD

TALK: The Israelites were told to remember this night and to celebrate it each year. They were to remove the yeast from their households and only eat unleavened bread for seven days.

ACTIVITY: Show children what yeast is. Let them touch and smell the powder, then show them bread made with yeast (loaf) and bread without yeast (tortilla).

FOR SEVEN DAYS YOU ARE TO EAT BREAD MADE WITHOUT YEAST.

EXODUS 12:15

ACTIVITIES

8. PASSOVER

TALK: The Israelites were suppose to eat the lamb by roasting it over a fire, and have bread without yeast as well. They were suppose to eat it in haste, because that night God would deliver them from Egypt and they had to be ready to go.

ACTIVITY: Let children eat the Rice Krispie lamb.

9. PYRAMID

TALK: Even though all the Israelites were spared from the last plague, the Egyptians were not. All the firstborn sons were killed. There was not a house left without someone dead.

ACTIVITY: Watercolor pre-made pyramid. Then place small wooden dolls in pyramid. Have Pharaoh actor send Moses and Aaron out of his country.



OPTIONAL: Hand out each child a bible verse to take home.

IT IS THE PASSOVER SACRIFICE TO THE LORD, WHO PASSED OVER THE HOUSES OF THE ISRAELITES IN EGYPT AND SPARED OUR HOMES WHEN HE STRUCK DOWN THE EGYPTIANS
EXODUS 12:27

CORRESPONDING VERSE


THAT SAME NIGHT THEY ARE TO EAT THE MEAT ROASTED OVER THE FIRE... AND BREAD MADE WITHOUT YEAST...EAT IT IN HASTE; IT IS THE LORD'S PASSOVER.

EXODUS 12:8-11


AT MIDNIGHT THE LORD STRUCK DOWN ALL THE FIRSTBORN IN EGYPT... THERE WAS A LOUD WAILING IN EGYPT, FOR THERE WAS NOT A HOUSE WITHOUT SOMEONE DEAD.

EXODUS 12:29-30

PASSOVER



PASSOVER



MOSES & AARON

WHEN: AFTER COLORING PASSOVER SHEET


SAY: AT MIDNIGHT GOD WILL GO THROUGHOUT EGYPT AND KILL EVERY FIRSTBORN SON IN EGYPT. BUT THE ISRAELITES WILL BE SPARED.

SHEEP



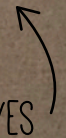
YARN



CARDBOARD CUT OUT
USING SHEEP STENCIL



2 GOOGLY EYES



2 SMALL WHITE
CLOTHESPINS

SHEEP



PAINT HALF OF SHAPE ON BOTH SIDES WITH WHITE PAINT

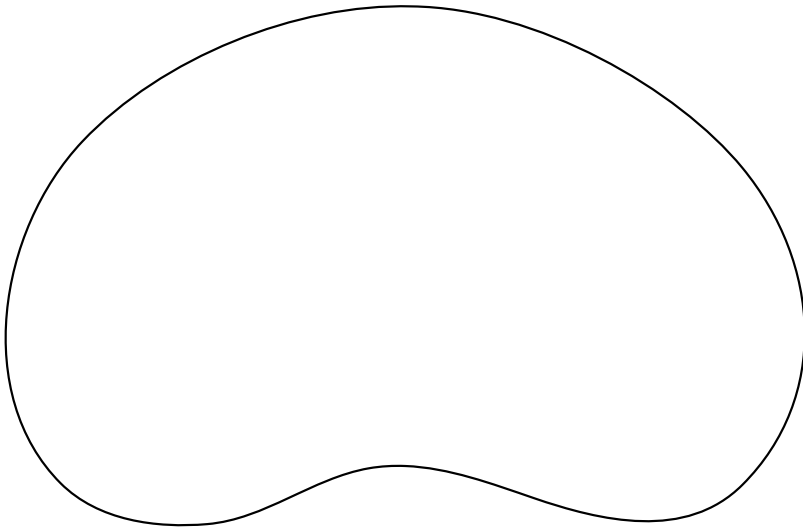
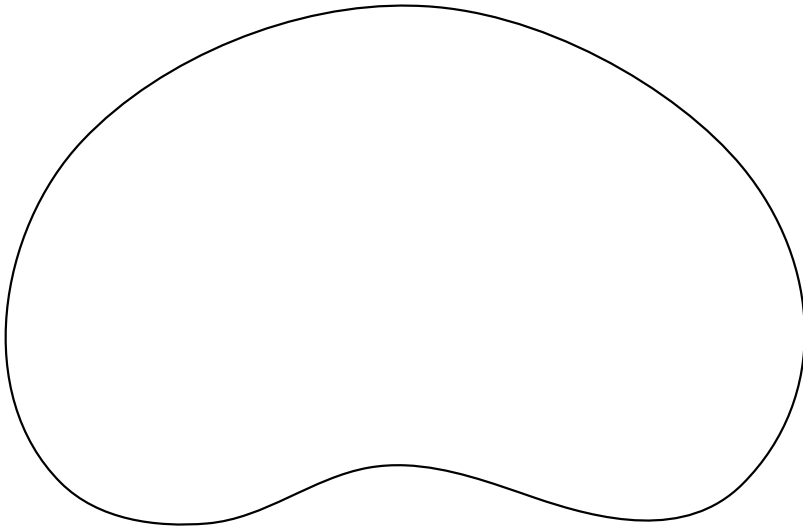
TAPE YARN ON SHEEP AND START ROLLING AROUND NON-PAINTED SIDE

GLUE EYE ON BOTH SIDES


CLIP CLOTHESPINS ON BOTTOM

TUCK IN END OF YARN WITH CLOTHESPIN

SHEEP OUTLINE




SHEPHERDS CROOK




← BROWN PIPE CLEANER

42 BROWN PONY BEADS



STRING BEADS THEN
CURVE INTO CROOK
SHAPE

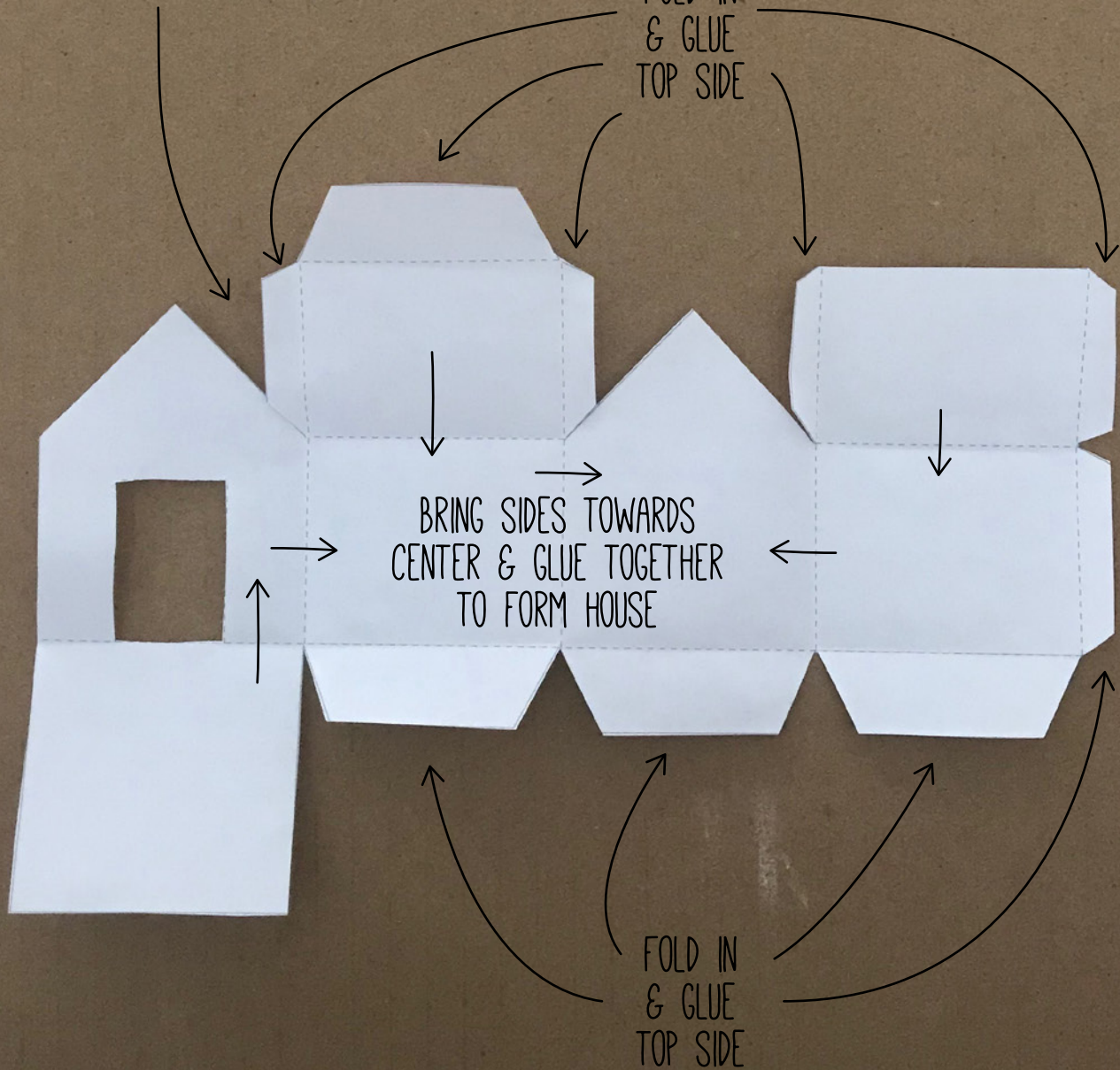


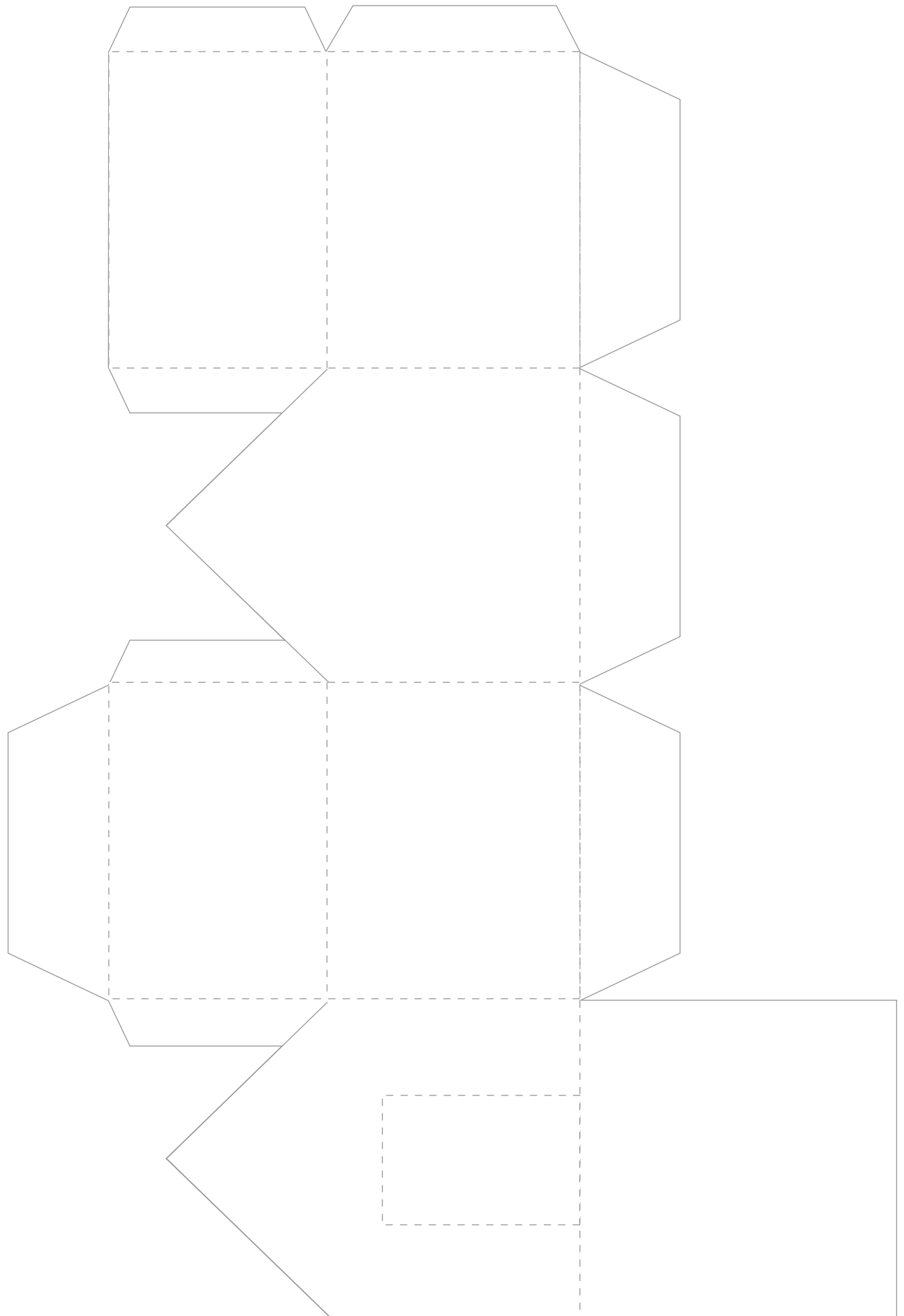
TUCK END OF PIPE
CLEANER INTO 2ND
TO LAST BEAD

HOUSE

PRINT AND CUT OUT

FOLD IN
& GLUE
TOP SIDE





LONG, LONG NIGHT


It's gunna be a long, long night
But God said it'd be all right
It's gunna be a long, long night
But God said it'd be all right

Smear the blood on the door
I ain't gunna live here anymore

It's gunna be a long, long night
But God said it'd be all right

LARGE HOUSE

Tape together large pieces of cardboard to form a house. I used 10 (about 3'x4') pieces of cardboard. Tape together with Gorilla glue. Cut out a door in the entrance leaving a headboard and sides for the kids to paint.



LARGE SHEEP

First I made a basic Rice Krispie treat recipe and formed a head and body. Then after it cooled I covered the top of the body with a thick royal icing and using toothpicks placed the head on the body. Then, using toothpicks, I placed large marshmallows and eyes on the body as well.



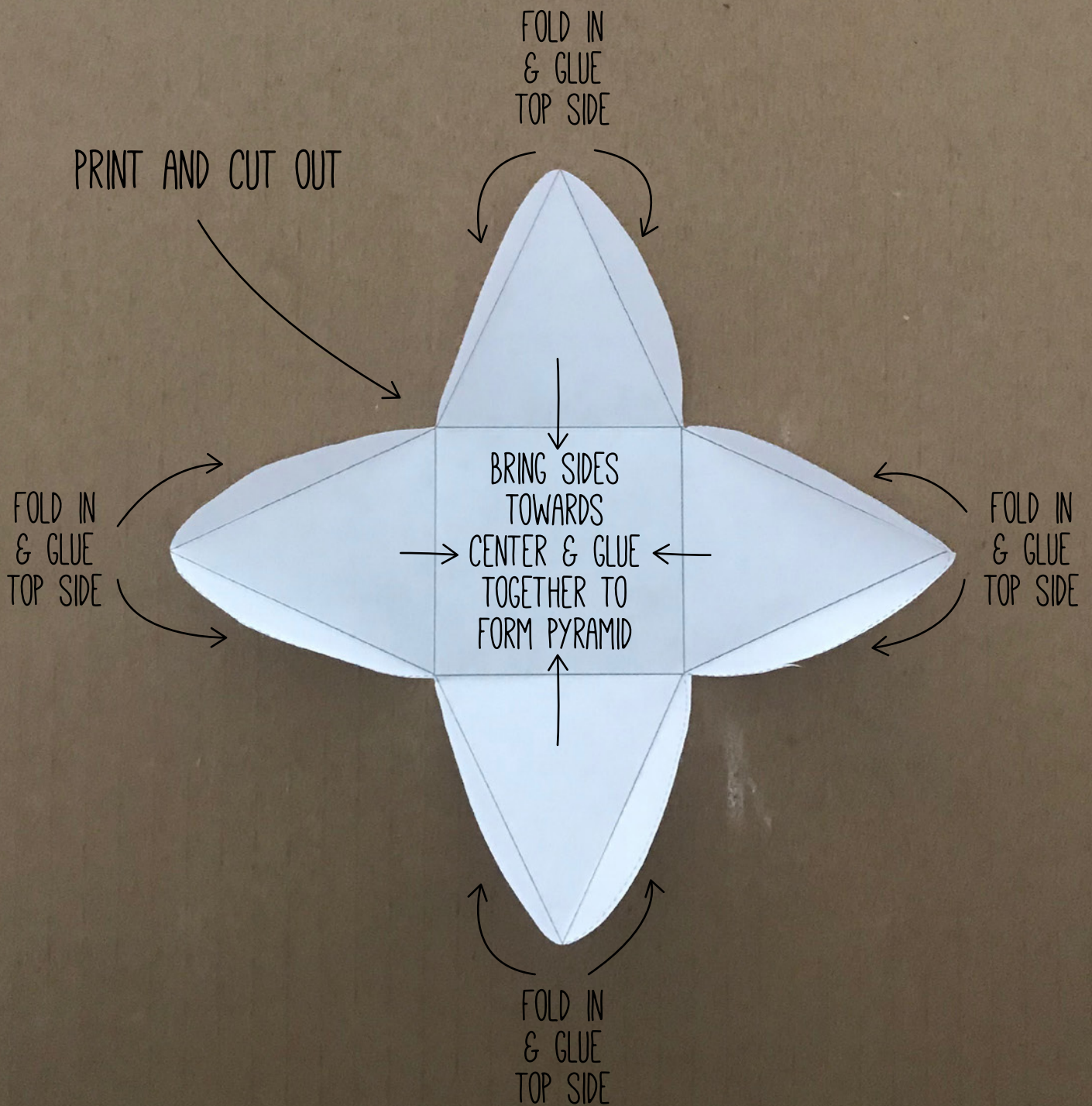
INGREDIENTS


- 1 bag of mini marshmallows
- 1 bag of large marshmallows
- 2 candy eyes
- 2 Tbs butter
- 6 cups rice krispies
- 1 bag of large rod pretzels
- 1 cup confectioners sugar
- 2 tsp milk
- 2 tsp light corn syrup

DIRECTIONS

Melt butter in pan. Add marshmallows until all melted. Take off heat then add rice krispies. Allow to cool in a greased bowl for 10 minutes before forming shapes (oil hands when forming shapes to prevent sticking). Make [icing recipe](#) (you do not have to add the almond extract). Then allow to harden for at least an hour before adding the icing, eyes and large marshmallows. Break 2 pretzels in half then, using a skewer, form out 4 holes on the bottom of the sheep to place the legs in (pretzels). Refrigerate until serving.

PYRAMID





PHARAOH

WHEN: AFTER MAKING PYRAMIDS

SAY: UP! LEAVE MY PEOPLE AND GO!

IT IS THE PASSOVER SACRIFICE TO THE
LORD, WHO PASSED OVER THE HOUSES
OF THE ISRAELITES IN EGYPT AND
SPARED OUR HOMES WHEN HE
STRUCK DOWN THE EGYPTIANS

EXODUS 12:27

IT IS THE PASSOVER SACRIFICE TO THE
LORD, WHO PASSED OVER THE HOUSES
OF THE ISRAELITES IN EGYPT AND
SPARED OUR HOMES WHEN HE
STRUCK DOWN THE EGYPTIANS

EXODUS 12:27

IT IS THE PASSOVER SACRIFICE TO THE
LORD, WHO PASSED OVER THE HOUSES
OF THE ISRAELITES IN EGYPT AND
SPARED OUR HOMES WHEN HE
STRUCK DOWN THE EGYPTIANS

EXODUS 12:27

IT IS THE PASSOVER SACRIFICE TO THE
LORD, WHO PASSED OVER THE HOUSES
OF THE ISRAELITES IN EGYPT AND
SPARED OUR HOMES WHEN HE
STRUCK DOWN THE EGYPTIANS

EXODUS 12:27