



JOSHUA WEEK 1



JOSHUA

JOSHUA WEEK 1

THE AIDE

FOCUS

EXODUS & NUMBERS

Joshua did not start out as a great leader, first he was Moses' aide. He went to battle against the Amalekites, ate bread from heaven at the foot of Mount Sinai and visited the promised land before Israel inherited it.

MATERIALS

Joshua Picture

Joshua the Aide coloring page (1 per child)

Joshua the Aide song (1 per parent)

Sword and shield (1 per child)

Moses actor/actress

Letter to Parents coloring page (1 per child)

Mount Sinai color, cut and glue page (1 per child)

Moses and Joshua coloring page (1 per child), a large cardboard Mountain, Rice Krispies cereal and small cup to collect cereal

Grape stencil, purple paper, Honey and Milk cutout (1 per child)

*Optional drawing of 9 foot giant

Be Strong and Courageous medal and yarn (1 per child)

Take home bible verse

Crayons, safety scissors, glue and tape

ACTIVITIES

1. INTRODUCTION

TALK: Ask children if they know who Joshua is. Introduce him as a man who lead Israel to inherit the promised land, but first he had to learn from Moses.

ACTIVITY: Show children the Joshua picture and hang nearby for them to see.


2. JOSHUA THE AIDE COLORING PAGE

TALK: Introduce Joshua as a fighter. He fought battles against Israel's enemy, but also loved God and his word.

ACTIVITY: Color Joshua the Aide coloring page.

BONUS: Sing "Joshua the Aide" song while children are coloring. Handout one to each adult so they can sing along too.

CORRESPONDING VERSE



JOSHUA SON OF NUN,
WHO HAS BEEN MOSES'
AIDE SINCE YOUTH.

NUMBERS 11:28

ACTIVITIES

3. GET ARMED!

TALK: Explain how Israel was going to inherit a land that was already occupied, and would have to fight for what God gave them. Some of the inhabitants did not want to follow God's rules and fought the Israelites for what was not theirs. (After done coloring) Have an adult who is playing the role of "Moses" come and tell the children that the Amalekites have attacked and that we need to go to war!

ACTIVITY: Have ready made swords and let children color the shields.



CORRESPONDING VERSE

THE AMALEKITES CAME AND ATTACKED THE ISRAELITES AT REPHIDIM. MOSES SAID TO JOSHUA, "CHOOSE SOME OF OUR MEN AND GO OUT TO FIGHT THE AMALEKITES."

EXODUS 17:8-9

4. WAR!

TALK: Explain to children how Joshua fought the Amalekites while Moses stood on a mountain. When Moses raised his hands the Israelites were winning. Whenever he lowered his hands the Amalekites were winning.

*Explain to kids the rules of activity

ACTIVITY: Have a race similar to Red Light, Green Light. Have the Moses actor stand at the end of a driveway or long area of grass. When 'Moses' raises their hands have the kids race ahead with the sword and shield in their hands. When 'Moses' lowers their hands have the kids stop and run backwards. Play until they reach Moses.

SO JOSHUA FOUGHT THE AMALEKITES AS MOSES HAD ORDERED, AND MOSES, AARON AND HUR WENT TO THE TOP OF THE HILL. AS LONG AS MOSES HELD UP HIS HANDS, THE ISRAELITES WERE WINNING, BUT WHENEVER HE LOWERED HIS HANDS, THE AMALEKITES WERE WINNING.

EXODUS 17:10-11

5. LETTER TO PARENTS

TALK: God told Moses to encourage Joshua in his calling of leading the Israelites to inherit the land. You can ask your parents to encourage you in God's calling for you.

ACTIVITY: Color the Letter to Parent coloring page. Have kids draw a picture of themselves above the words "Draw a picture of yourself".




"BUT YOUR ASSISTANT, JOSHUA SON OF NUN, WILL ENTER IT. ENCOURAGE HIM BECAUSE HE WILL LEAD ISRAEL TO INHERIT IT."

DEUTERONOMY 1:38

6. MOUNT SINAI

TALK: Joshua sat at the mountain of God and waited for Moses to come back with God's law. He was all alone for 40 days eating bread from Heaven.

ACTIVITY: Color Moses, Joshua and bread from heaven, then using child safe scissors, have children cut them out. Then have them draw and cut out a large triangle from brown paper. Then glue mountain, Moses, Joshua and bread onto yellow paper.



THEN MOSES SET OUT WITH JOSHUA HIS AIDE, AND MOSES WENT UP THE MOUNTAIN OF GOD.

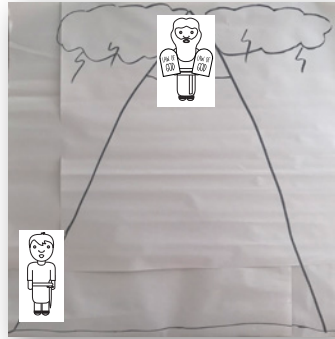
EXODUS 24:13

ACTIVITIES

7. BREAD FROM HEAVEN

TALK: Tell children how Joshua sat at the bottom of Mount Sinai waiting for Moses to come down for 40 days! While he waited he ate bread from heaven.

ACTIVITY: Have kids color and cut out Moses and Joshua from the coloring page. Then have them tape Moses at the top of the mountain and Joshua at the bottom. Then scatter some Rice Krispies at the bottom of the mountain for the kids to collect in their small cups.



CORRESPONDING VERSE

THEN THE LORD SAID TO MOSES, "I WILL RAIN DOWN BREAD FROM HEAVEN FOR YOU."

EXODUS 16:4

8. THE PROMISED LAND

TALK: Moses asked Joshua and 11 others to visit the promised land. To bring back the produce of the land and to tell everyone what they saw.

ACTIVITY: Have kids visit the backyard and collect and tell what they see. Put cutouts of the grapes and milk and honey in the backyard for them to collect and pictures of giants for them to see. Remind them to be strong and courageous!

BONUS: Have a few moms act as the other 11 spies and check out the land too. When you return to seats, have moms say it is too scary to go back. There were giants in the land!



THE LORD SAID TO MOSES, "SEND SOME MEN TO EXPLORE THE LAND OF CANAAN, WHICH I AM GIVING THE ISRAELITES."

NUMBERS 13:1-2

9. STRONG LEADER

TALK: When they came back 10 of Joshua's friends told the Israelites that it was too scary to go to the promised land. But Joshua and his friend Caleb said they could do it. So out of everyone who had followed Moses into the wilderness, only Joshua and Caleb were allowed to enter it. Before Moses died he named Joshua the next leader, and told him to be strong and courageous!

ACTIVITY: Have the Moses actor say farewell then give each child a medal, telling them to be strong and courageous!



JOSHUA... AND CALEB... SAID TO THE ENTIRE ISRAELITE ASSEMBLY, "THE LAND... IS EXCEEDINGLY GOOD... A LAND FLOWING WITH MILK AND HONEY... AND DO NOT BE AFRAID OF THE PEOPLE OF THE LAND... THE LORD IS WITH US. DO NOT BE AFRAID OF THEM."

NUMBERS 14:6-9

OPTIONAL: Hand out each child a bible verse to take home.


JOSHUA SON OF NUN,
WHO HAS BEEN MOSES'
AIDE SINCE YOUTH

NUMBERS 11:28

JOSHUA THE AIDE



JOSHUA THE AIDE



JOSHUA THE AIDE

Gunna go fight the Amalekites

Moses the leader and Joshua the aide

Moses raise your hands while Joshua fights

Moses the leader and Joshua the aide

Learn Joshua, learn Joshua, learn how to lead the people of God

Learn Joshua, learn Joshua, learn how to lead the people of God

Get your bread from heaven everyday

Moses the leader and Joshua the aide

Find out from God what your suppose to say

Moses the leader and Joshua the aide

Learn Joshua, learn Joshua, learn how to lead the people of God

Learn Joshua, learn Joshua, learn how to lead the people of God

Gunna go check out the promised land

Moses the leader and Joshua the aide

Gunna trust in God and not in man

Moses the leader and Joshua the aide

Learn Joshua, learn Joshua, learn how to lead the people of God

Learn Joshua, learn Joshua, learn how to lead the people of God

The people of God

SWORD



BLACK ELECTRICAL TAPE



5 GALLON PAINT STICK



*YOU WILL ALSO NEED WHITE & GRAY PAINT & A GLUE GUN

SPRAY PAINT OR CRAFT PAINT



JUMBO POPSICLE STICKS

DIRECTIONS

1. LIGHTLY SAND PAINT STICK WITH 120 SAND PAPER SO EDGES ARE SMOOTH AND ROUNDED



2. PRIME PAINT STICK WITH 2 COATS OF WHITE PAINT

(SAND WITH 220 SAND PAPER BETWEEN COATS)



3. PAINT STICK WITH 2 COATS OF GRAY PAINT

(SAND WITH 220 SAND PAPER BETWEEN COATS & WHEN FINISHED USE 400 SAND PAPER TO SMOOTH)



*OPTIONAL: ADD THIRD PAINT COAT WITH SILVER PAINT

4. GLUE POPSICLE STICKS 5" FROM THE EDGE OF THE SWORD THEN WRAP WITH TAPE

1 STICK ON BOTTOM




1 STICK ON TOP


WRAP HERE FIRST TO COVER EDGE (BOTH SIDES)



THEN WRAP THE SIDES AND HILT IN A SPIRAL TO COVER ALL WOOD AND BIND THE STICKS TOGETHER




THEN HERE TO COVER EDGE AND MIDDLE (BOTH SIDES)



SHIELD


STRIP OF FELT
APPROX. 3" X 9"



10" CAKE BOARD



FLIP BOARD OVER



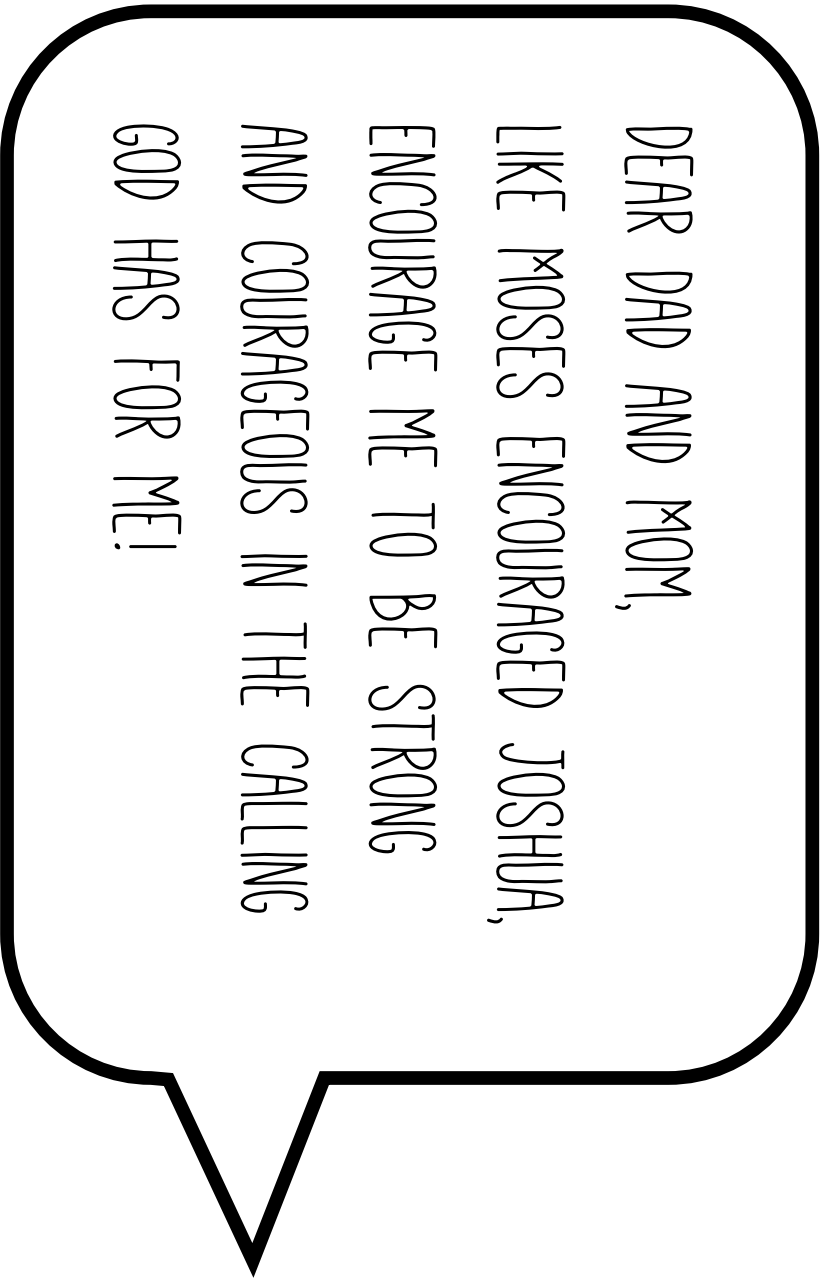
DIRECTIONS

USING A GLUE GUN, GLUE DOWN BOTH EDGES OF FELT ABOUT 1" FROM THE EDGE WITH A GAP IN THE CENTER TO MAKE A HANDLE

MOSES

WHEN: AFTER CHILDREN FINISH DECORATING
THEIR SHIELDS

SAY: CHOOSE SOME OF OUR
MEN AND GO OUT TO
FIGHT THE AMALEKITES.





DEAR DAD AND MOM,
LIKE MOSES ENCOURAGED JOSHUA,
ENCOURAGE ME TO BE STRONG
AND COURAGEOUS IN THE CALLING
GOD HAS FOR ME!

BUT YOUR ASSISTANT, JOSHUA SON OF NUN, WILL ENTER IT.
ENCOURAGE HIM BECAUSE HE WILL LEAD ISRAEL TO INHERIT IT.

DEUTERONOMY 1:38

DRAW A PICTURE OF YOURSELF

MOUNT SINAI





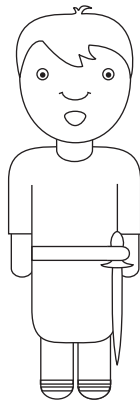


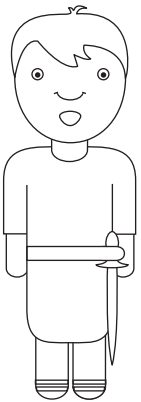


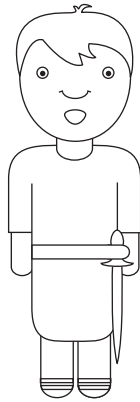


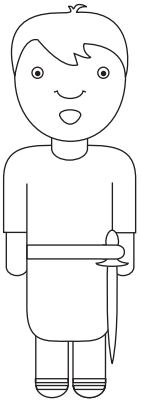


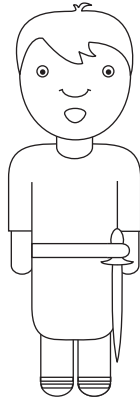


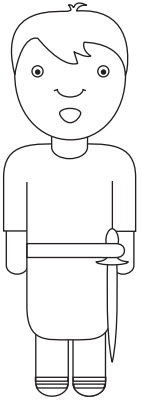


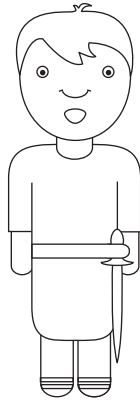


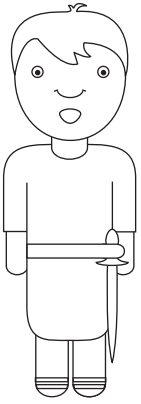
BROWN TRIANGLE

MOSES

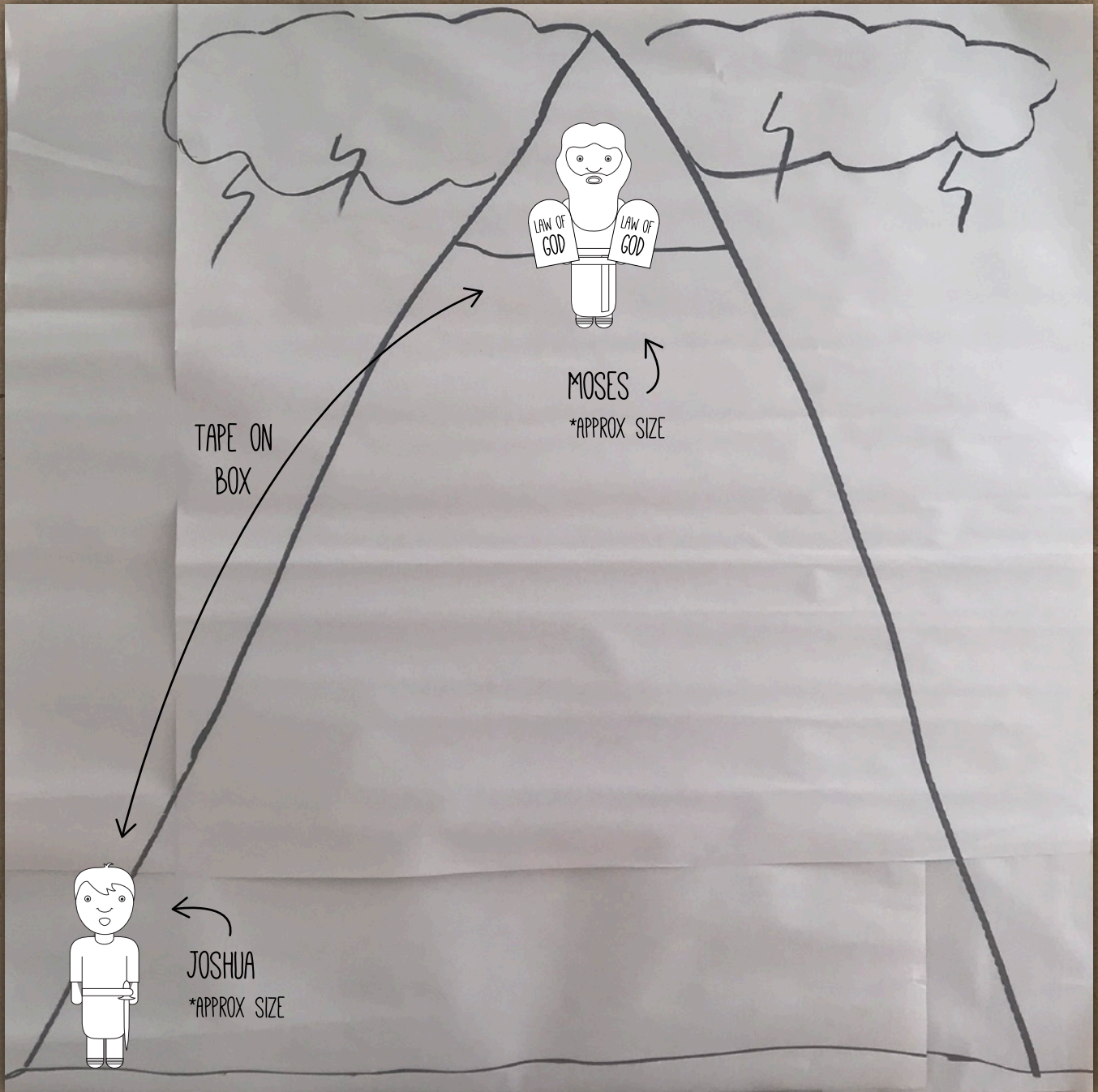
JOSHUA

MANNA


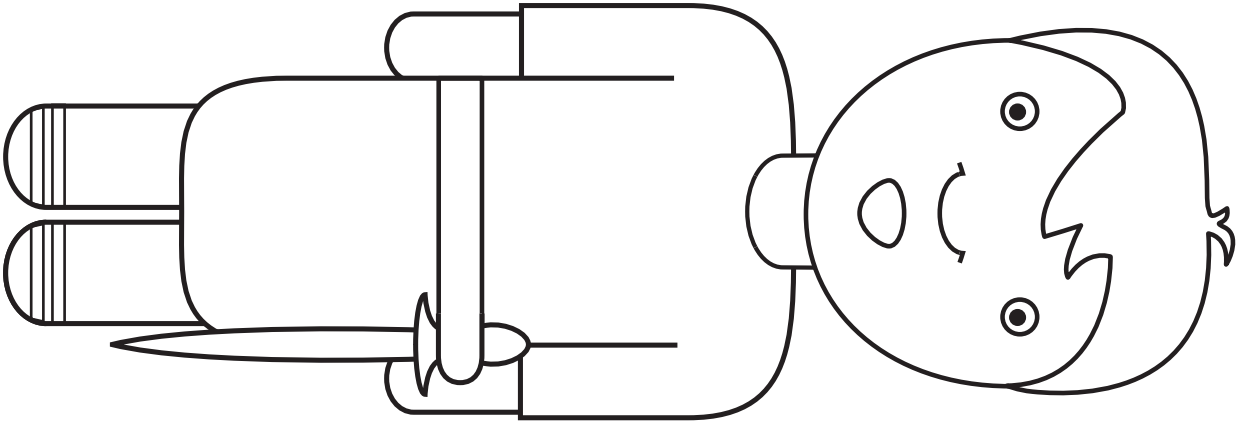
4.25" X 5.5" YELLOW CONSTRUCTION PAPER
(PAPER CUT IN HALF)




MOUNTAIN



LARGE BOX (3' BY 3') →
IF THERE IS WRITING ON THE BOX, IT CAN
BE COVERED WITH PAPER TO DRAW A MOUNTAIN



PROMISED LAND




USE GRAPE STENCIL ON
PURPLE PAPER





PRINT ON YELLOW PAPER
AND CUT OUT



PRINT ON WHITE PAPER
AND CUT OUT







MEDAL



HOLE PUNCH

YARN

BE STRONG
& COURAGEOUS

FOR YOU MUST GO WITH THIS
PEOPLE INTO THE LAND THAT
THE LORD SWORE TO THEIR
ANCESTORS TO GIVE THEM



AND YOU MUST DIVIDE IT AMONG
THEM AS THEIR INHERITANCE.
THE LORD HIMSELF GOES BEFORE
YOU AND WILL BE WITH YOU;
HE WILL NEVER LEAVE YOU
NOR FORSAKE YOU

DO NOT BE
AFRAID
DO NOT BE
DISCOURAGED

DEUTERONOMY 31:7-8

PRINT PAPER ON
COLORED CARDSTOCK
& CUT OUT

MEDAL



JOSHUA SON OF NUN,
WHO HAS BEEN MOSES'
AIDE SINCE YOUTH

NUMBERS 11:28

JOSHUA SON OF NUN,
WHO HAS BEEN MOSES'
AIDE SINCE YOUTH

NUMBERS 11:28

JOSHUA SON OF NUN,
WHO HAS BEEN MOSES'
AIDE SINCE YOUTH

NUMBERS 11:28

JOSHUA SON OF NUN,
WHO HAS BEEN MOSES'
AIDE SINCE YOUTH

NUMBERS 11:28