



JOSHUA WEEK 3



JOSHUA

JOSHUA WEEK 3

JERICO

FOCUS

JOSHUA 2:1, 6:4, 10 & 16-19

The first city Israel had to fight was Jericho! Joshua relied on God's timing, his battle plan and his strength to completely destroy the city. Since this was the first city in the promised land, everything inside was devoted to God. The treasure was meant for him.

MATERIALS

Joshua Picture

Joshua Fights Jericho coloring page (1 per child)

Jericho song (1 per parent)

Rahab actress (mom)

Jericho, two spies and Rahab coloring page (1 per child)

*Please note I took artistic liberties with the shape of Jericho and Rahab's location

Treasure Chest assembled (1 per child)

Commander of the Lord actress (mom)

Rice Krispies

Small Jericho model and mini treasure chest

Large cardboard city of Jericho (big enough for child to go in) and large treasure chest

Crayons, watercolor paint, safety scissors, and glue

ACTIVITIES

1. INTRODUCTION

TALK: Go over last weeks class, how we learned that Joshua was now leader of the Israelites. Now that they are in the promised land, the real battle begins... Jericho.



ACTIVITY: Show children the Joshua picture and hang nearby for them to see.

2. JOSHUA FIGHTS JERICO

TALK: Jericho was the first city in the promised land the Israelites had to defeat.

ACTIVITY: Color the Joshua Fights Jericho coloring page.

CORRESPONDING VERSE



THEN JOSHUA SON OF NUN SECRETLY SENT TWO SPIES FROM SHITTIM. "GO, LOOK OVER THE LAND," HE SAID, "ESPECIALLY JERICO." SO THEY ENTERED THE HOUSE OF A PROSTITUTE NAMED RAHAB AND STAYED THERE.

JOSHUA 2:1

ACTIVITIES

3. SEND SPIES TO JERICO

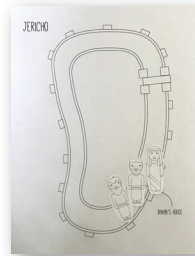
TALK: Joshua sent two spies to check out the promised land, especially Jericho.

ACTIVITY: Have kids explore the large model of Jericho. Have them meet Rahab, where she tells them, "I know that the Lord has given you this land and that a great fear of you has fallen on us, so that all who live in this country are melting in fear because of you." (Joshua 2:9)

4. COLOR JERICO

TALK: Jericho was a large fortress with high walls, but nothing is too big for God!

ACTIVITY: Have kids color then cut and glue the two spies and Rahab in Jericho.




NOW THE GATES OF JERICO WERE SECURELY BARRED BECAUSE OF THE ISRAELITES. NO ONE WENT OUT AND NO ONE CAME IN.

JOSHUA 6: 1

5. MAKE A TREASURE CHEST

TALK: All the silver, gold and articles of bronze were to be given to God and to go into his treasury.

ACTIVITY: Have kids paint the treasure chest with watercolor paint.



SHOUT! FOR THE LORD HAS GIVEN YOU THIS CITY! THE CITY AND ALL THAT IS IN IT ARE TO BE DEVOTED TO THE LORD... ALL THE SILVER AND GOLD AND ARTICLES OF BRONZE AND IRON ARE SACRED TO THE LORD AND MUST GO INTO HIS TREASURY.

JOSHUA 6: 16-19

6. BATTLE PLANS

TALK: If Israel was to defeat Jericho, they had to follow God's battle plans. No matter how odd they sounded.

ACTIVITY: Have the Commander of the Lord come and give the kids the battle plan: "March around the city once with all the armed men. Do this for six days. Have seven priests carry trumpets of rams' horns in front of the ark. On the seventh day, march around the city seven times, with the priests blowing the trumpets. When you hear them sound a long blast on the trumpets, have the whole army give a loud shout; then the wall of the city will collapse and the army will go up, everyone straight in." (Joshua 6:2-5)

ON THE SEVENTH DAY, MARCH AROUND THE CITY SEVEN TIMES.

JOSHUA 6:4

7. JERICO PRACTICE

TALK: Remind children of God's battle plans for Jericho.

ACTIVITY: Using their figurine from the previous week. Have children practice God's battle plans with the with coloring page of Jericho. Focus on day 7, where they go around the city 7 times. Have them be as quiet as possible then give a loud shout after someone makes a trumpet sound (with their hands) then have their figurine go in the gate and collect the treasure (Rice Krispies) to place in their treasure chest.

BUT JOSHUA HAD COMMANDED THE ARMY, "DO NOT GIVE A WAR CRY, DO NOT RAISE YOUR VOICES, DO NOT SAY A WORD UNTILL THE DAY I TELL YOU TO SHOUT. THEN SHOUT!"

JOSHUA 6:10

CORRESPONDING VERSE

SAME AS ACTIVITY 2

ACTIVITIES

8. MINI JERICO

TALK: Again, remind children of God's battle plans for Jericho.

ACTIVITY: Again, using their figurine from the previous week. Have children practice God's battle plans with the mini Jericho. Have each child try to walk around a small table with the mini Jericho in the middle. After the seventh time, have the kids shout then push the walls down and grab the treasure (Rice Krispies) and put in a small treasure chest.



CORRESPONDING VERSE

SAME AS ACTIVITY 6 & 7

9. JERICO!

TALK: Now is the time to put God's plan into practice.

ACTIVITY: Go around the larger Jericho according to God's battle plan (7 times for the last day). Sing the "Jericho" song while the kids are marching to help them to remember to be quiet. After someone makes a loud trumpet sound have them shout then destroy the city! Bringing the treasure out and placing it in a large treasure chest for God.



SAME AS ACTIVITY 6 & 7


BONUS: Sing "Jericho" song while children are walking around the city. Handout one to each adult so they can sing along too.

OPTIONAL: Hand out each child a bible verse to take home.


SHOUT! FOR THE LORD
HAS GIVEN YOU THIS CITY!

JOSHUA 6:16

JOSHUA FIGHTS JERICHO



JOSHUA FIGHTS JERICHO

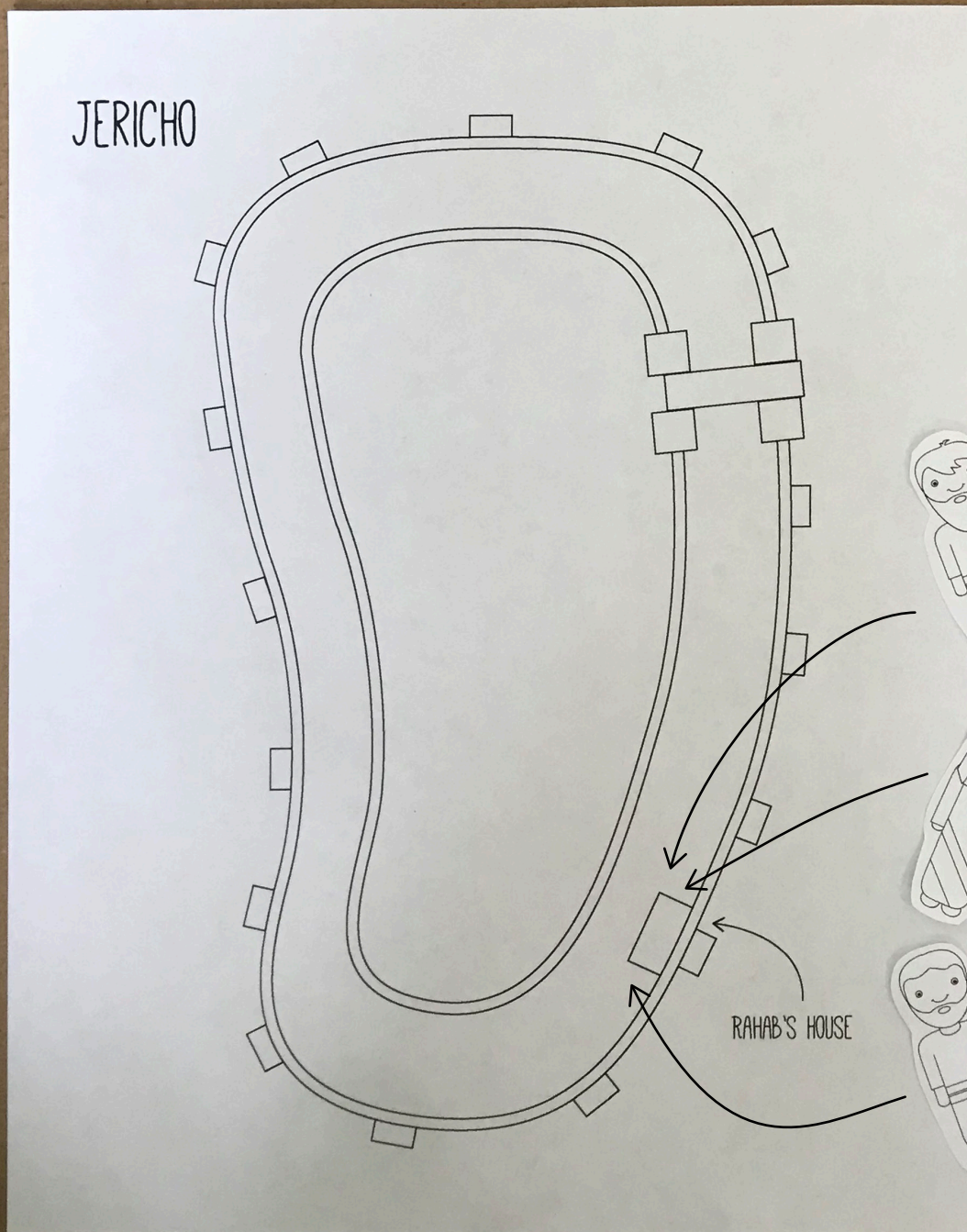
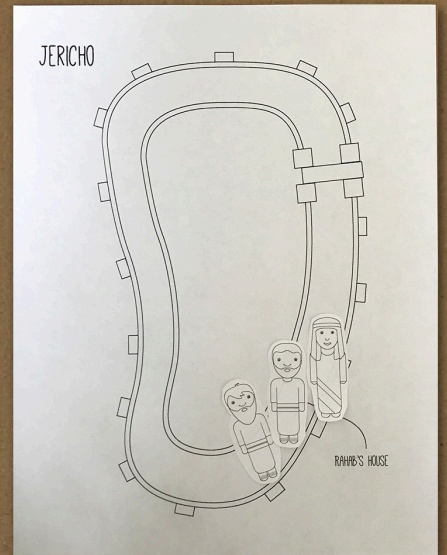


RAHAB

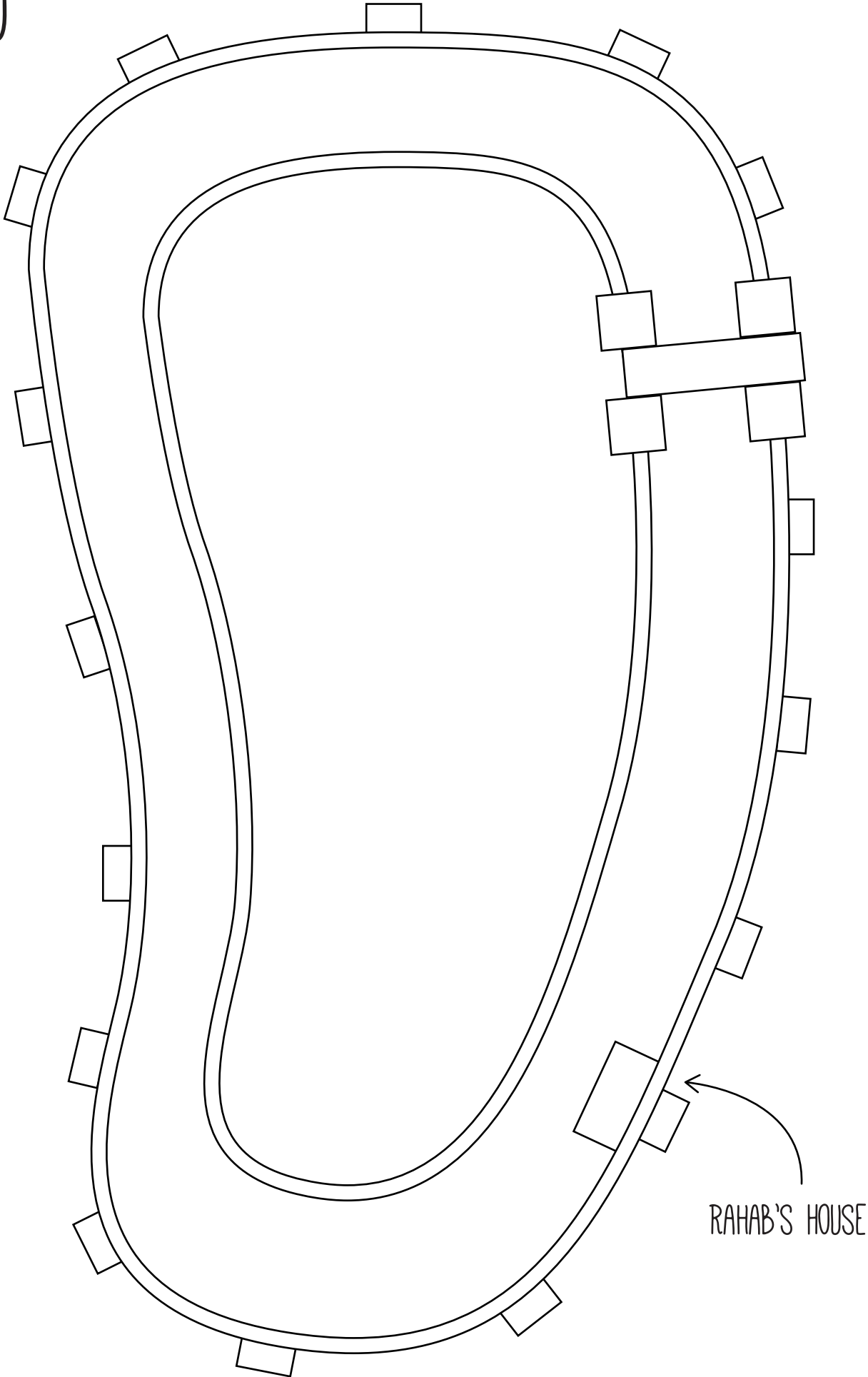
WHEN: CHILDREN ARE EXPLORING JERICHO

SAY: I KNOW THAT THE LORD
HAS GIVEN YOU THIS LAND
AND THAT A GREAT FEAR
OF YOU HAS FALLEN ON US,
SO THAT ALL WHO LIVE IN
THIS COUNTRY ARE MELTING
IN FEAR BECAUSE OF YOU.

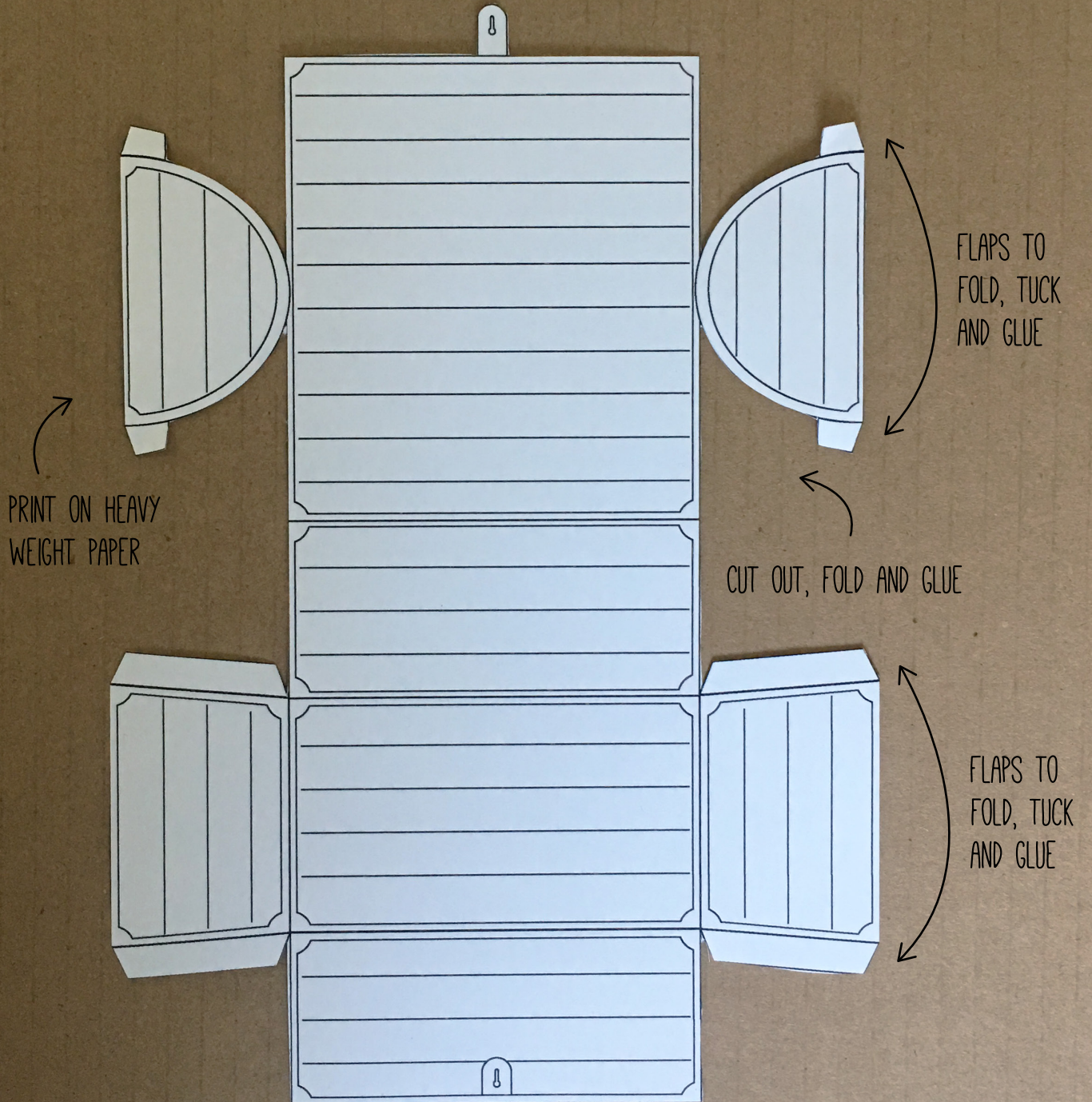
JERICHO MAP

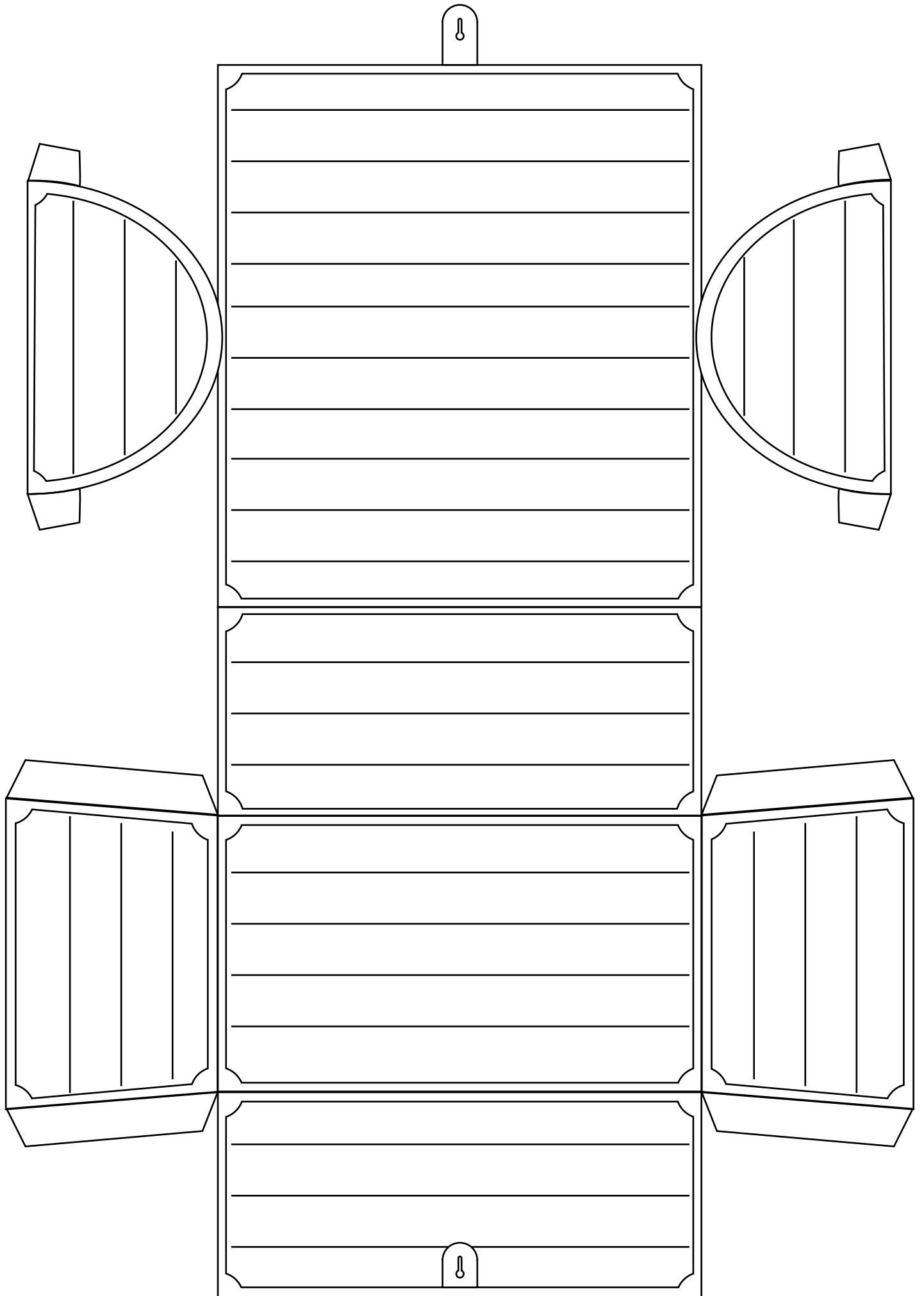


JERICHO



TREASURE CHEST





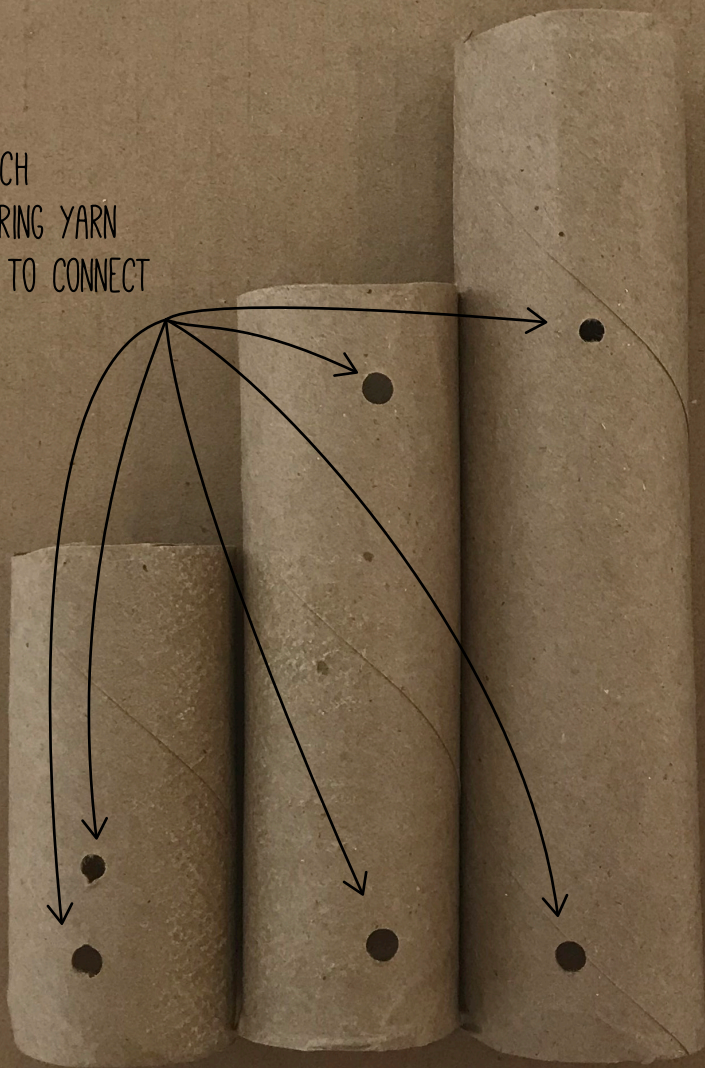
COMMANDER OF THE LORD

WHEN: AFTER KIDS COLOR JERICHO

SAY: MARCH AROUND THE CITY ONCE WITH ALL THE ARMED MEN. DO THIS FOR SIX DAYS. HAVE SEVEN PRIESTS CARRY TRUMPETS OF RAMS' HORNS IN FRONT OF THE ARK. ON THE SEVENTH DAY, MARCH AROUND THE CITY SEVEN TIMES, WITH THE PRIESTS BLOWING THE TRUMPETS. WHEN YOU HEAR THEM SOUND A LONG BLAST ON THE TRUMPETS, HAVE THE WHOLE ARMY GIVE A LOUD SHOUT; THEN THE WALL OF THE CITY WILL COLLAPSE AND THE ARMY WILL GO UP, EVERYONE STRAIGHT IN.

JERICHO

HOLE PUNCH
THEN STRING YARN
THROUGH TO CONNECT
THEN TIE



1/4 PAPER TOWEL
ROLL (2)

1/2 PAPER TOWEL
ROLL (14)

3/4 PAPER TOWEL
ROLL (4)



YARN



PATTERN

JERICHO

God's got a battle plan
Follow along if you can

March, march, march, march
Shush, shush, shush, shush

March, march, march, march
Shush, shush, shush, shush

March, march, march, march
Shush, shush, shush, shush

(Trumpet sound) Now everybody scream!!!
Ahhhhhhhhhhh

Watch the walls coming tumbling down
Do do do do do do do do do do do do do do do do
Do do do do do do do do do do do do do do do do

Jericho is ours!
Yay!!!!!

SHOUT! FOR THE LORD
HAS GIVEN YOU THIS CITY!

SHOUT! FOR THE LORD
HAS GIVEN YOU THIS CITY!

JOSHUA 6:16

JOSHUA 6:16

SHOUT! FOR THE LORD
HAS GIVEN YOU THIS CITY!

SHOUT! FOR THE LORD
HAS GIVEN YOU THIS CITY!

JOSHUA 6:16

JOSHUA 6:16