

# PRODIGAL SON

## PRODIGAL SON

## NOT LOST, BUT FOUND

### FOCUS

LUKE 15:11-24

The parable of the Prodigal Son.  
How he left his home for wild living  
then ended up hungry and helpless.  
When he decided to go back home  
his father was not angry but rejoiced!

### MATERIALS

Puppets coloring page and Popsicle sticks  
Puppet show display  
Bag of 10 coins (1 per child)  
Sweats & Treats coloring page (1 per child)  
Ball and hoop  
Trough and Pods coloring page (1 per child)  
Let's Celebrate song (1 per parent)  
Ring (1 per child)  
Crayons, and glue or tape

### ACTIVITIES

#### 1. THE PRODIGAL SON

**TALK:** One day, Jesus told the people a story about a man and his two sons.

**ACTIVITY:** Let your Tiny Arrow color the puppets then tape or glue each to a Popsicle stick.


**OPTIONAL:** Color the puppet stage.

#### 2. SCENE 1 – LEAVING HOME

**TALK:** One day the youngest son said to his father, "Father I would like my inheritance now." So his father gave his son his share of his inheritance.

**ACTIVITY:** Using the "Father" and "Son before leaving" puppet act out scene 1 in the left display. Then give your Tiny Arrow the bag of 10 coins.

### CORRESPONDING VERSE



"THERE WAS A MAN WHO HAD TWO SONS. THE YOUNGER ONE SAID TO HIS FATHER, 'FATHER, GIVE ME MY SHARE OF THE ESTATE.' SO HE DIVIDED HIS PROPERTY BETWEEN THEM."


LUKE 15:11-12

## ACTIVITIES

### 3. SCENE 2 – LIVING IT UP

**TALK:** The son was so excited to leave and do things his own way. He played games all day, and ate whatever he wanted!

**ACTIVITY:** Using the “Son after leaving” puppet. Show him jumping up and down excited in the middle display.



## CORRESPONDING VERSE

“NOT LONG AFTER THAT, THE YOUNGER SON GOT TOGETHER ALL HE HAD, SET OFF FOR A DISTANT COUNTRY AND THERE SQUANDERED HIS WEALTH IN WILD LIVING.”

LUKE 15:13

### 4. SCENE 3 — WILD LIVING

**TALK:** The youngest son played and ate until all his money ran out. Then one day, the food in that place ran out, and he had no way eat. His stomach grumbled and no one gave him anything!

**ACTIVITY:** Cut and color the sweet treats coloring page. Then give your Tiny Arrow a bouncy ball and the sweet treats. They have the choice to give the “Son after leaving” puppet sweet treats or to play a game with his money. 1 coin for every 1 try to throw the ball through the hoop (hold the hoop in the center of the middle display), and 1 coin for every sweet treat. After all the coins are gone bring out the “Son after leaving” puppet and be looking for something to do or eat in the middle display.




“AFTER HE HAD SPENT EVERYTHING, THERE WAS A SEVERE FAMINE IN THAT WHOLE COUNTRY, AND HE BEGAN TO BE IN NEED.”

LUKE 15:14

### 5. SCENE 4 – HIRED OUT

**TALK:** The son asked everyone he could find to help him, and finally there was a man who said he could feed his pigs. But even though he fed his pigs, he still had nothing to eat!

**ACTIVITY:** Bring out the “Son as servant” and “Citizen” puppets. Have them act out scene 3 in the right display.




“SO HE WENT AND HIRED HIMSELF OUT TO A CITIZEN OF THAT COUNTRY, WHO SENT HIM TO HIS FIELDS TO FEED PIGS.”

LUKE 15:15

### 6. FEEDING THE PIGS

**TALK:** The son worked hard to feed the pigs, and he was so hungry he wanted to eat the piggy food too!

**ACTIVITY:** Cut out trough and pods then color. Assemble the trough then put it in front of the right display. Then, using the “Pig” puppet have your Tiny Arrow feed the pig by putting the pods in the trough one at a time.



“HE LONGED TO FILL HIS STOMACH WITH THE PODS THAT THE PIGS WERE EATING, BUT NO ONE GAVE HIM ANYTHING.”


LUKE 15:16

## ACTIVITIES

### 7. SCENE 5 – THE BIG SPEECH

**TALK:** “Here I am starving to death, while my fathers servants have food to spare! I will go back to my father and tell him I am sorry. That I am no longer worthy to be his son. Maybe he will let me work for him and I can be like one of his servants and at least have food to eat!”

**ACTIVITY:** Using the “Son as servant” puppet say the sons big speech in the right display.



### 8. THE FATHER

**TALK:** How do you think the father reacted to his son coming home? Do you think the father was angry that he had come home empty handed? Do you think his father was sad that he was starving?


**ACTIVITY:** Ask your Tiny Arrow how they think the father will react.

### 9. SCENE 6 – THE REUNION

**TALK:** The father saw his son walking home and was filled with compassion for him. He ran to his son and threw his arms around him! The son told his father he was sorry, but his father said to his servants to get him a ring for his finger and new clothes. Then he told them to prepare a feast to celebrate. The father said, “This son of mine was dead and is alive again; he was lost and is found!” Have puppet father sing “Let’s Celebrate” song.

**ACTIVITY:** Using the “Son as servant” and “father” puppet act out scene 6.

**BONUS:** Sing “Let’s Celebrate” song after the father’s speech.



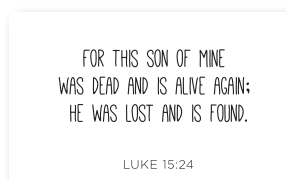
### 10. RING ON HIS FINGER

**TALK:** Even though the son had spent half of the father’s inheritance the father still gave him new clothes and a ring for his finger.

**ACTIVITY:** Give your Tiny Arrow the ring.



**OPTIONAL:** Hand out each child a bible verse to take home.



## CORRESPONDING VERSE

“HOW MANY OF MY FATHER’S HIRED SERVANTS HAVE FOOD TO SPARE, AND HERE I AM STARVING TO DEATH! I WILL SET OUT AND GO BACK TO MY FATHER AND SAY TO HIM: FATHER, I HAVE SINNED AGAINST HEAVEN AND AGAINST YOU. I AM NO LONGER WORTHY TO BE CALLED YOUR SON; MAKE ME LIKE ONE OF YOUR HIRED SERVANTS;’ SO HE GOT UP AND WENT TO HIS FATHER.”



LUKE 15:17-20

“BUT WHILE HE WAS STILL A LONG WAY OFF, HIS FATHER SAW HIM AND WAS FILLED WITH COMPASSION FOR HIM; HE RAN TO HIS SON, THREW HIS ARMS AROUND HIM AND KISSED HIM. THE SON SAID TO HIM, ‘FATHER, I HAVE SINNED AGAINST HEAVEN AND AGAINST YOU. I AM NOT LONGER WORTHY TO BE CALLED YOUR SON.’ BUT THE FATHER SAID TO THE SERVANTS, ‘QUICK! BRING THE BEST ROBE AND PUT IT ON HIM. PUT A RING ON HIS FINGER AND SANDALS ON HIS FEET... LET’S HAVE A FEAST AND CELEBRATE. FOR THIS SON OF MINE WAS DEAD AND IS ALIVE AGAIN.; HE WAS LOST AS IS FOUND.’”

LUKE 15:20-24


# PUPPETS

PRINT PUPPETS ON HEAVY PAPER AND PRECUT

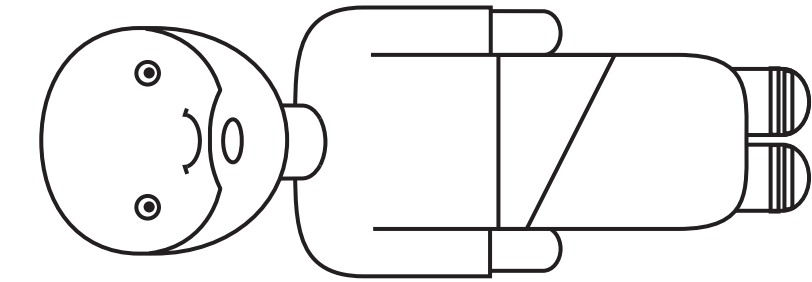


OPTIONAL: DIFFERENT  
COLOR POPSICLE STICK  
PER PUPPET ↗

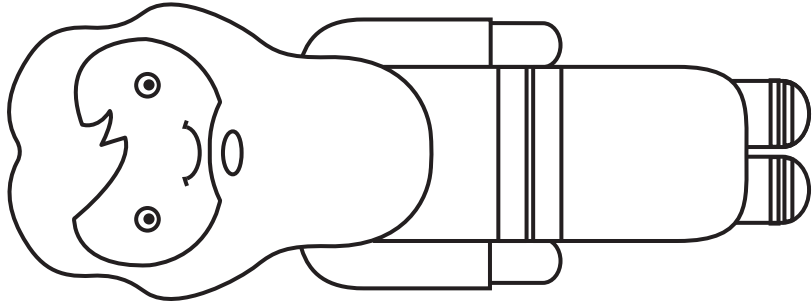
# PUPPETS



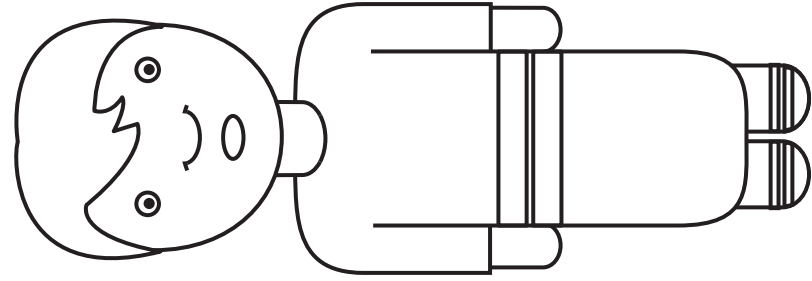
GLUE OR TAPE  
POPSICLE STICK TO  
BACK OF PUPPET



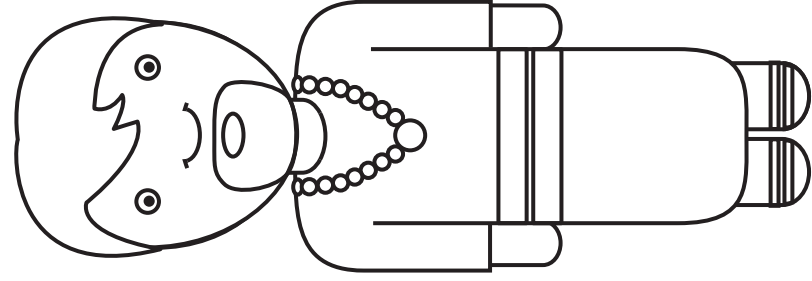
CITIZEN



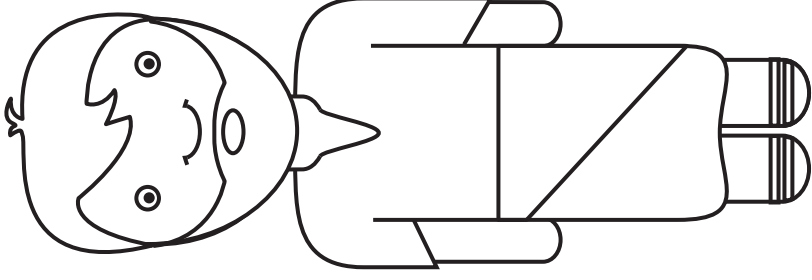
FATHER




SON BEFORE LEAVING



SON AFTER LEAVING



SON AS SERVANT




# DISPLAY

PRINT ON HEAVY PAPER




3 PIECES OF CARDBOARD OR  
NOTEBOOK BACKING



# DISPLAY

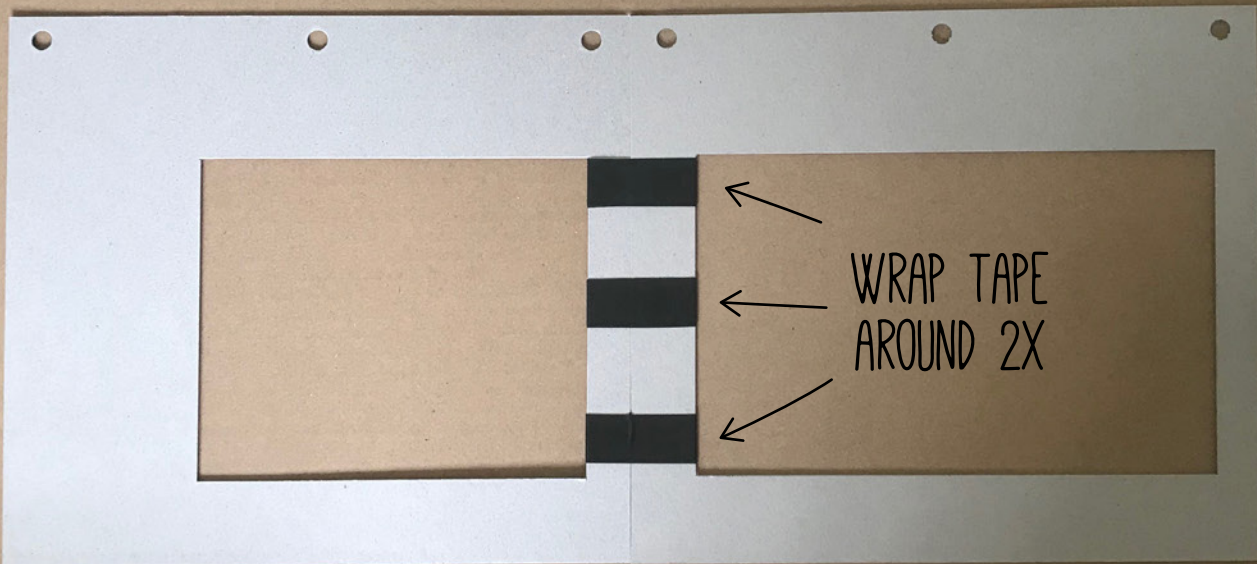

CUT OUT EACH CARDBOARD AND  
PAPER TO MATCH





# DISPLAY

PUT PIECES SIDE BY SIDE




ELECTRICAL TAPE




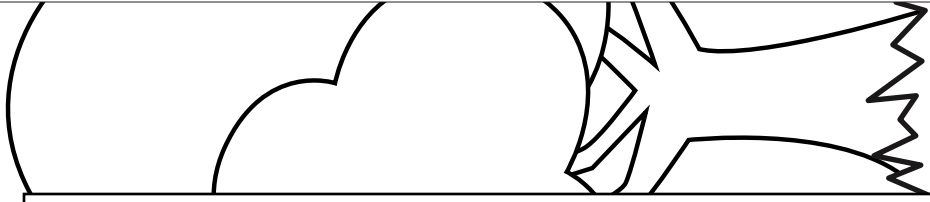



REPEAT STEPS WITH OTHER SIDE OF CARDBOARD THEN GLUE (SPRAY GLUE)  
THE PAPER ONTO EACH CARDBOARD

LEFT DISPLAY



MIDDLE DISPLAY





# GAMES & SWEETS


HOOP



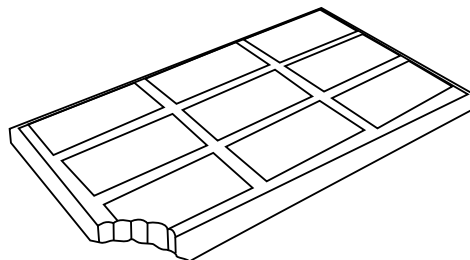


BALL



SWEETS & TREATS

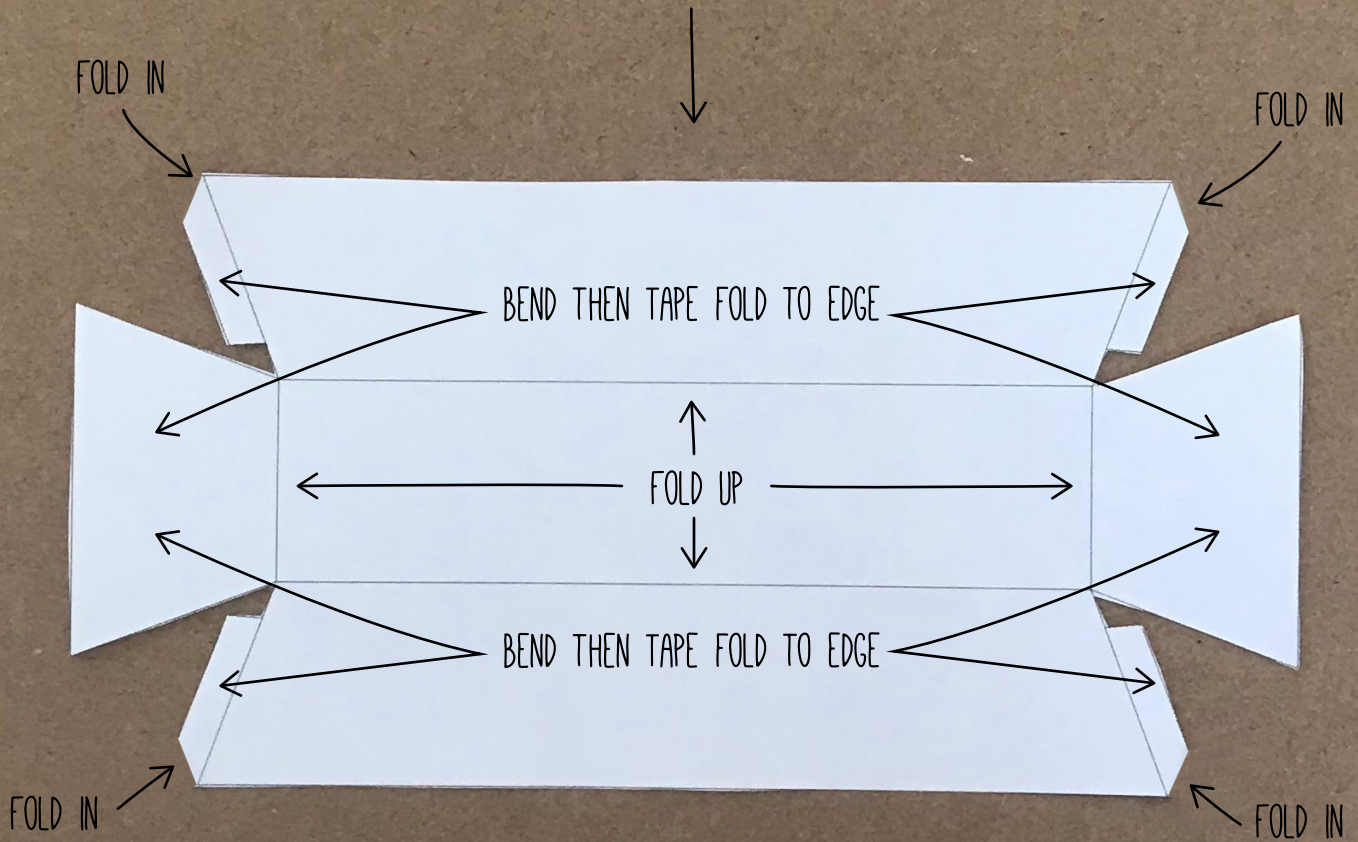


# SWEETS & TREATS



# TROUGH

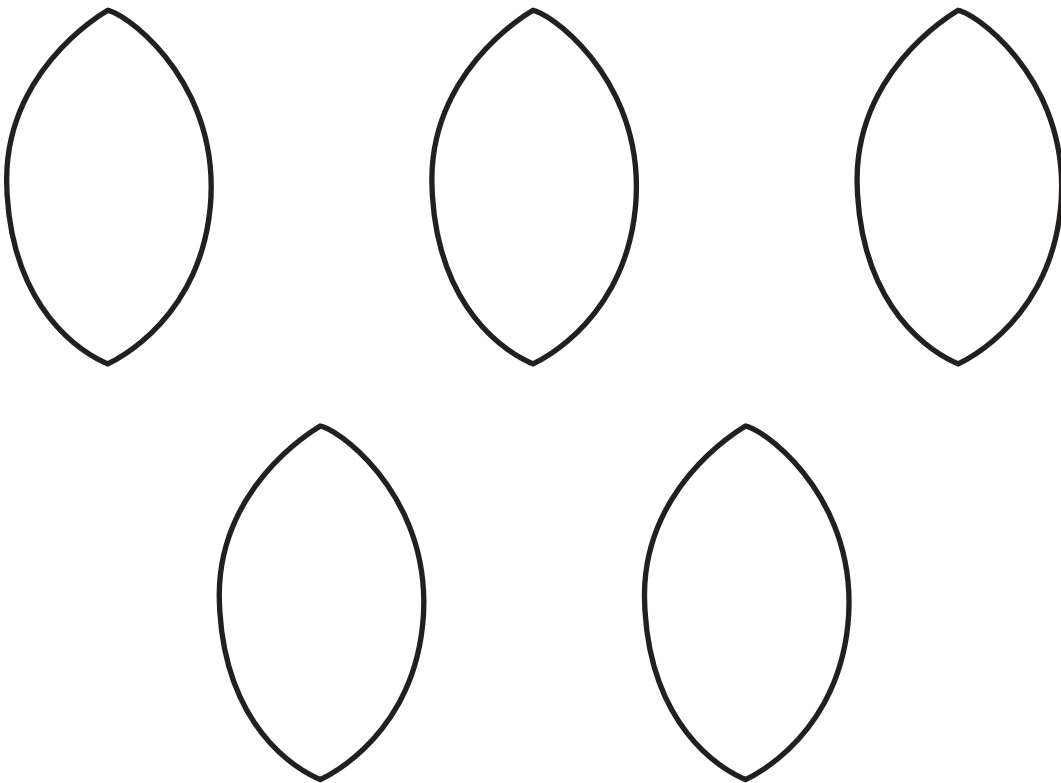
PRINT ON HEAVY PAPER  
AND CUT OUT



# TROUGH



# PODS





# LET'S CELEBRATE

He once was dead

And now he's alive

Let's celebrate!

Celebrate!

He once was lost

And now he's found

Let's celebrate!

Celebrate!

# RING

GEM OR WOODEN SHAPE



ADJUSTABLE RING  
SQUEEZED TO SIZE



GLUE



FOR THIS SON OF MINE  
WAS DEAD AND IS ALIVE AGAIN;  
HE WAS LOST AND IS FOUND.

LUKE 15:24

FOR THIS SON OF MINE  
WAS DEAD AND IS ALIVE AGAIN;  
HE WAS LOST AND IS FOUND.

LUKE 15:24

FOR THIS SON OF MINE  
WAS DEAD AND IS ALIVE AGAIN;  
HE WAS LOST AND IS FOUND.

LUKE 15:24

FOR THIS SON OF MINE  
WAS DEAD AND IS ALIVE AGAIN;  
HE WAS LOST AND IS FOUND.

LUKE 15:24