

STARS

STARS

AS MANY AS THE STARS

FOCUS

GENESIS 1:16 & 15:5, DEUTERONOMY 1:10,
MATTHEW 2:2-10 & JOHN 12:46

God made the stars. Abram was told he would have as many descendants as the stars. Moses led a group as numerous as the stars. Jesus was born under a star. Jesus is the light to outshine the darkness.

ACTIVITIES

1. INTRODUCTION

TALK: Go over the shape of a star, how many points it has, and what letters are in its name.

ACTIVITY: Color the star and have your Tiny Arrow trace the letters.

2. PAINT THE STARS

TALK: On day four of creation, God made the stars!

ACTIVITY: Using the foam star tool, paint yellow stars on paper. Afterwards, glue “God made the stars” star onto the black paper.

MATERIALS

Star coloring page

Black paper and stars (1 set per child)

He also made the stars painting page (1 per child)

Star beads and thick elastic cord
(about 10-15 stars per child)

Do you see the stars Abram song (1 per parent)

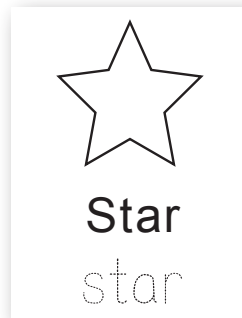
Large foam stars and yarn (1 star for each member of child’s family)

Manger scene ornament (1 per child)

Star wooden magnet (1 per child)

Crayons, hole punch and paint

CORRESPONDING VERSE



GOD MADE TWO GREAT LIGHTS—THE GREATER LIGHT TO GOVERN THE DAY AND THE LESSER TO GOVERN THE NIGHT. HE ALSO MADE THE STARS.

GENESIS 1:16

ACTIVITIES

3. GOD'S PROMISE

TALK: God used the stars to help explain to Abraham that his promise was beyond counting and measure. We can look at the stars and remember God's promises. Abram did not have as many children as the stars, but through his children and their children he had as many descendants as the stars.

ACTIVITY: Have your Tiny Arrow string their own bracelet of star beads. Parents need to help tie the bracelets together. Afterwards, glue "God promised Abraham to have as many descendants as the stars" star onto the black paper.

BONUS: Sing "Do you see the stars Abram" song while your Tiny Arrow is stringing the beads.



CORRESPONDING VERSE

HE TOOK HIM OUTSIDE AND SAID, "LOOK UP AT THE SKY AND COUNT THE STARS— IF INDEED YOU CAN COUNT THEM." THEN HE SAID TO HIM, "SO SHALL YOUR OFFSPRING BE."

GENESIS 15:5

4. STAR GENEALOGY

TALK: When Moses led the Israelites into the promised land there were as many people as the stars. Even though it took over 400 years, God kept his promise!

ACTIVITY: Help your Tiny Arrow make a star genealogy chain for each member of their family. You can start with the last name, then move on to the father, mother, child, siblings, etc. Afterwards, glue "Abraham had as many descendants as the stars" star onto the black paper.



THE LORD YOUR GOD HAS INCREASED YOUR NUMBERS SO THAT TODAY YOU ARE AS NUMEROUS AS THE STARS IN THE SKY.

DEUTERONOMY 1:10

5. BABY BORN UNDER A STAR

TALK: A star led the three Magi to Bethlehem, where Jesus was born.

ACTIVITY: Put together Manger Scene Ornament. Afterwards, glue "A star led the three Magi to Jesus" star onto the black paper.



"WHERE IS THE ONE WHO HAS BEEN BORN KING OF THE JEWS? WE SAW HIS STAR WHEN IT ROSE AND HAVE COME TO WORSHIP HIM..." THE STAR THEY HAD SEEN WHEN IT ROSE WENT AHEAD OF THEM UNTIL IT STOPPED OVER THE PLACE WHERE THE CHILD WAS. WHEN THEY SAW THE STAR THEY WERE OVERJOYED.


MATTHEW 2:2-10

ACTIVITIES

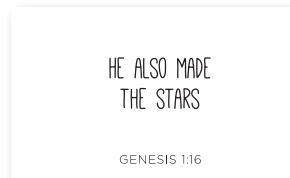
6. PAINT A STAR

TALK: Jesus came into the world as a light! He is brighter than any star and will outshine any darkness!

ACTIVITY: Paint star magnet. (Encourage your Tiny Arrow to put the magnet on their fridge so they can see it and remember what they learned.) Afterwards, glue “Jesus is brighter than any star” star onto the black paper.



OPTIONAL: Hand out each child a bible verse to take home.



CORRESPONDING VERSE

I HAVE COME INTO THE WORLD AS A LIGHT, SO THAT NO ONE WHO BELIEVES IN ME SHOULD STAY IN THE DARKNESS.

JOHN 12:46




Star



star

STARS

BLACK SHEET OF PAPER

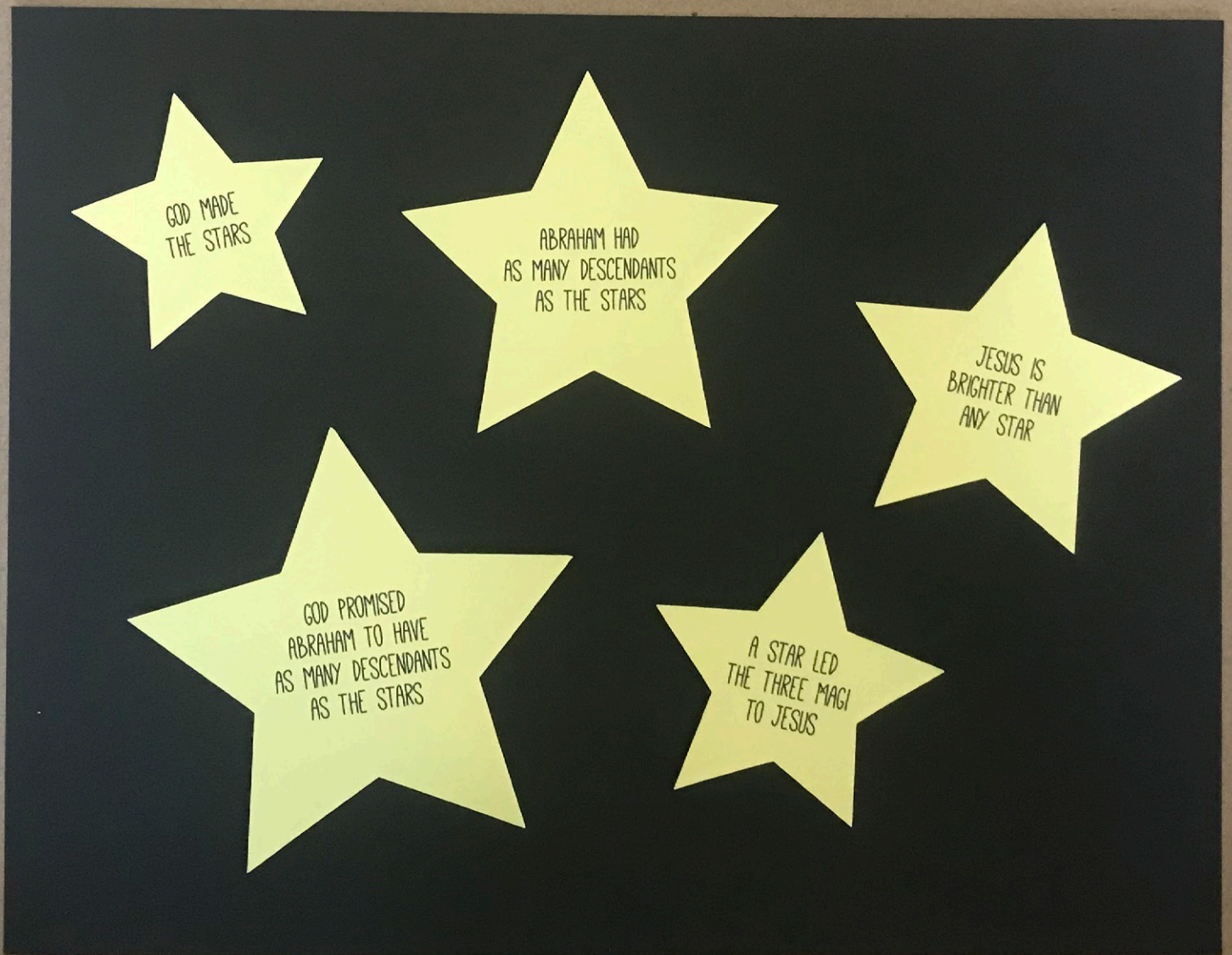



PRINT STARS ON YELLOW
PAPER & PRECUT




STARS

GLUE STARS ON PAPER AFTER EACH CORRESPONDING ACTIVITY





GOD MADE
THE STARS



ABRAHAM HAD
AS MANY DESCENDANTS
AS THE STARS



GOD PROMISED
ABRAHAM TO HAVE
AS MANY DESCENDANTS
AS THE STARS



A STAR LED
THE THREE MAGI
TO JESUS




JESUS IS
BRIGHTER THAN
ANY STAR

HE ALSO
MADE THE
STARS

GENESIS 1:16

STAR BRACELET



STAR BEADS

THICK ELASTIC CORD

DIRECTIONS

CUT OFF A PIECE OF THE THICK ELASTIC CORD (LARGE ENOUGH TO FIT AROUND CHILD'S WRIST AND TIE AT THE END) THEN STRING THROUGH BEADS AND TIE.

DO YOU SEE THE STARS ABRAM?

Do you see the stars Abram

They shine so brightly

Do you see the stars Abram

They shine so brightly

Can you count the stars Abram

There are so many

Can you count the stars Abram

There are so many

Your children outshine the stars Abram

They shine so brightly

Your children outshine the stars Abram

They shine so brightly


Your children outnumber the stars Abram

There are so many

Your children outnumber the stars Abram

There are so many

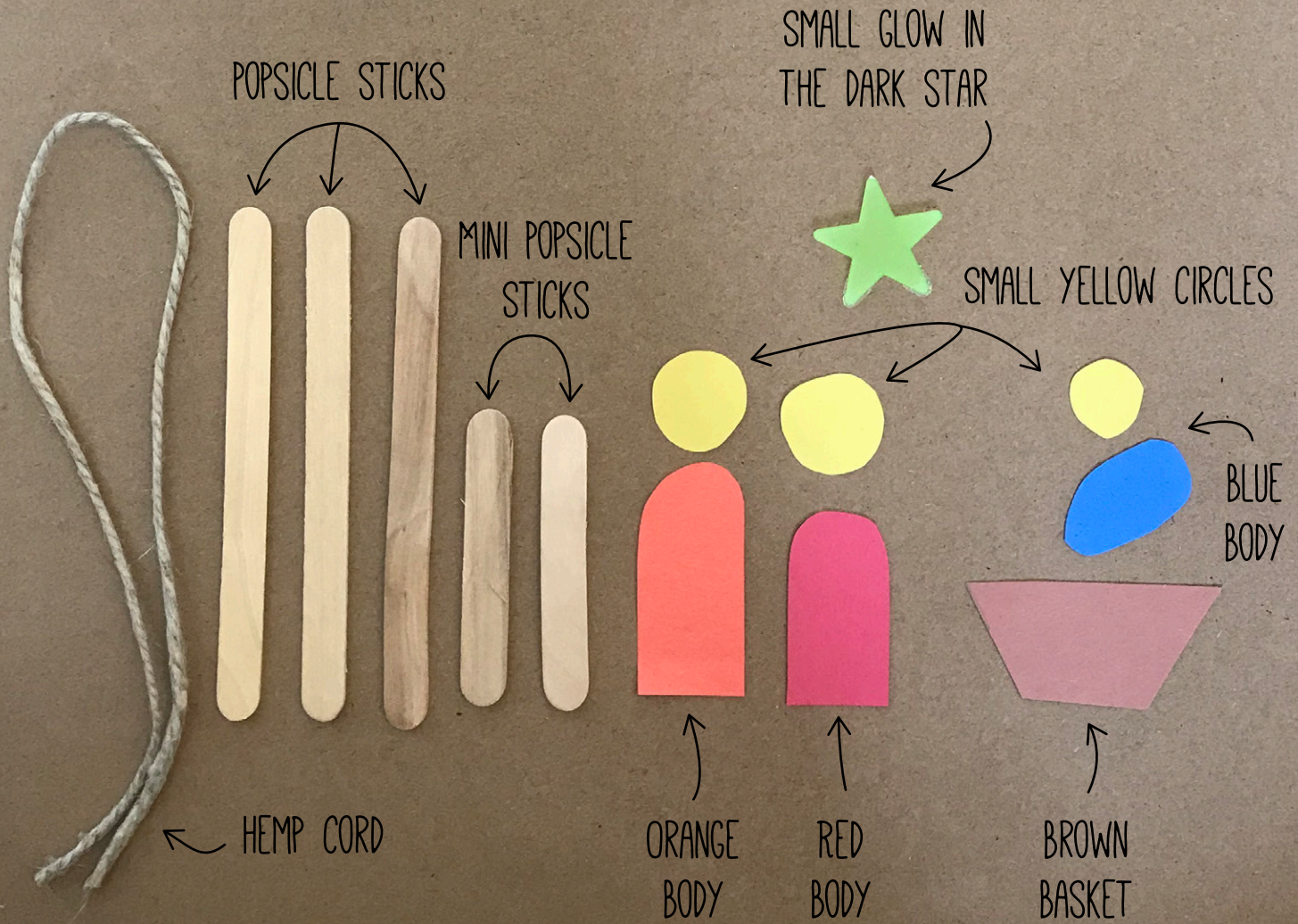
STAR GENEALOGY




DIRECTIONS

HOLE PUNCH THE TOP AND THE BOTTOM OF THE STARS AND CONNECT THEM WITH YARN. DO NOT HOLE PUNCH THE BOTTOM OF THE LAST STAR.

MANGER SCENE




MANGER SCENE



DIRECTIONS

PRE ASSEMBLE MANGER AND GLUE STICKS AND CORD TOGETHER WITH A HOT GLUE GUN. USE CRAFT GLUE TO ASSEMBLE BODIES AND GLUE ONTO POPSICLE STICK.

STAR MAGNET



DIRECTIONS

CUT OFF A PIECE OF MAGNET AND HOT GLUE GUN
TO THE BACK OF THE WOODEN STAR—
STICKY SIDE DOWN.

HE ALSO MADE
THE STARS

GENESIS 1:16

HE ALSO MADE
THE STARS

GENESIS 1:16

HE ALSO MADE
THE STARS

GENESIS 1:16

HE ALSO MADE
THE STARS

GENESIS 1:16