

WEAPONS

WEAPONS

ARMOR-BEARER

FOCUS

JOSHUA 8:18, 1 SAMUEL 14:6-7 PSALM 127:4, LUKE 6:40,
JOHN 10:11, EPHESIANS 6:17 & HEBREWS 4:12

Your Tiny Arrow can be an armor-bearer!
They can help provide the tools to the
mighty man they are following and learn
from them how to fight rightly!

MATERIALS


Armor-Bearer picture (1 per child)
Bow and Arrow (1 set per child)
Javelin (1 per child)
Staff (1 per child)
Sword (1 per child)
Mighty Man picture (1 per child)
Crayons, scissors and glue

ACTIVITIES

1. INTRODUCTION

TALK: When you are a Tiny Arrow you are a student!
You are always learning about God! The best way to
learn and train is to have a teacher! Your teacher should
fully train you in everything they know so you can be
like them!

ACTIVITY: Color the Armor-Bearer picture.



CORRESPONDING VERSE

THE STUDENT IS NOT ABOVE
THE TEACHER, BUT EVERYONE
WHO IS FULLY TRAINED WILL
BE LIKE THEIR TEACHER.

LUKE 6:40

2. BOW & ARROW

TALK: A bow and arrow is like a someone who is discipling
someone (or teacher), and someone who is being disciplined.
The teacher will train, teach and release the student for their
calling. Your parents are your teachers, they will help train
you for your purpose!

ACTIVITY: Write child's name on the arrow and have an
adult shoot it while telling the child a mission.



LIKE ARROWS IN THE HANDS
OF A WARRIOR ARE CHILDREN
BORN IN ONE'S YOUTH.

PSALM 127:4

ACTIVITIES

3. JAVELIN

TALK: When Joshua and the Israelites went to fight Ai the first time, they lost. The second time they went God told Joshua to take the javelin in his hand and point it toward Ai. He promised him that the city would be defeated that time and it was!

ACTIVITY: Write a scripture or God's purpose for your family on a piece of paper (your Tiny Arrow can help write if they are able). Hang the paper on the wall and have your Tiny Arrow point the javelin toward it and say the scripture/phrase out loud then ask God to give you victory in it!



CORRESPONDING VERSE

THEN THE LORD SAID TO JOSHUA, "HOLD OUT TOWARD AI THE JAVELIN THAT IS IN YOUR HAND, FOR INTO YOUR HAND I WILL DELIVER THIS CITY."

JOSHUA 8:18

4. STAFF

TALK: Jesus was a good shepherd, he was also a leader! A good shepherd lays down his life for his sheep. He seeks after those who are lost and finds them. He protects his flock from danger. The sheep follow their shepherd because they know and trust him!

ACTIVITY: Insert the legs into the sheep, then pin the cotton ball for a tail. Glue eyes to the sheep's face then glue it to the ball. Once completed, hide the sheep somewhere in the room while your Tiny Arrow's eyes are closed and then have your Tiny Arrow go and find it!



I AM THE GOOD SHEPHERD. THE GOOD SHEPHERD LAYS DOWN HIS LIFE FOR HIS SHEEP.

JOHN 10:11

5. SWORD

TALK: The sword, which is the Word of God is powerful! It is alive and active. I can cut between soul and spirit, joint and marrow and expose our innermost thoughts and desires! Your mighty man uses their sword all the time!

ACTIVITY: Write "Word of God" on the sword, then encourage your Tiny Arrow to find more inspiring bible verses to write on the sword as well!



THE SWORD OF THE SPIRIT, WHICH IS THE WORD OF GOD.

EPHESIANS 6:17

FOR THE WORD OF GOD IS ALIVE AND ACTIVE. SHARPER THAN ANY DOUBLE-EDGED SWORD, IT PENETRATES EVEN TO DIVIDING SOUL AND SPIRIT, JOINTS AND MARROW; IT JUDGES THE THOUGHTS AND ATTITUDES OF THE HEART.

HEBREWS 4:12

ACTIVITIES


6. MIGHTY MAN

TALK: Jonathan was a mighty man! He knew with God acting on his behalf that the Lord could save him from any enemy. Only Jonathan had a sword, but his armor-bearer followed, he trusted Jonathan and together they fought the Philistines and won! Until you are ready to yield these weapons of your own, watch how your mighty man wields them. In times when he is leading, give him the staff. In times when he is fighting, give him the sword. In times the the is looking ahead toward the future, give him the spear. And in times he is teaching you, give him the bow and arrows.

ACTIVITY: Cut, color and glue the Mighty Man next to the Armor-Bearer.

BONUS: Sing “I am” song while children are coloring.

OPTIONAL: Hand out each child a bible verse to take home.



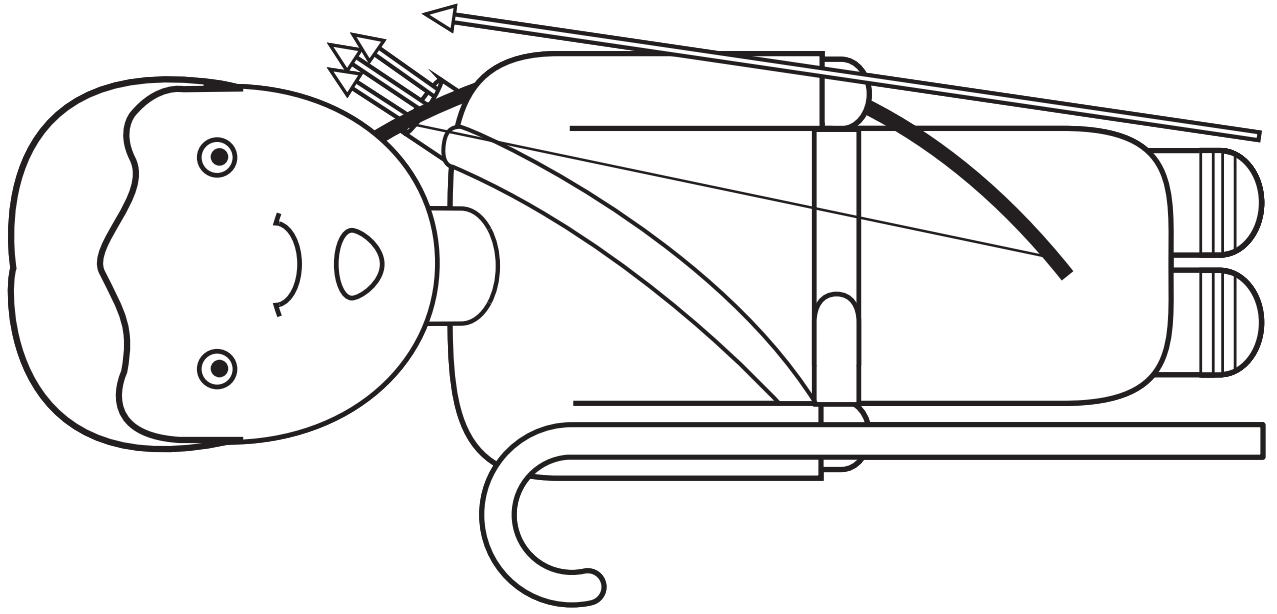
CORRESPONDING VERSE

JONATHAN SAID TO HIS YOUNG ARMOR-BEARER, “COME, LET’S GO OVER TO THE OUTPOST OF THOSE UNCIRCUMCISED MEN. PERHAPS THE LORD WILL ACT IN OUR BEHALF. NOTHING CAN HINDER THE LORD FROM SAVING, WHETHER BY MANY OR BY FEW.” “DO ALL THAT YOU HAVE IN MIND;” HIS ARMOR-BEARER SAID, “GO AHEAD; I AM WITH YOU HEART AND SOUL.”

1 SAMUEL 14:6-7

THE STUDENT IS NOT ABOVE
THE TEACHER, BUT EVERYONE
WHO IS FULLY TRAINED WILL
BE LIKE THEIR TEACHER.

LUKE 6:40



BOW & ARROW

30" LONG
(1/4" X 3/4"
PVC COMPOSITE
SCREEN MOLDING)

ERASER CAPS



1/4" DOWEL 18" LONG




TWINE

APPROX 1/8"

APPROX 1"

USING A SAW, CUT 1"
DOWN FROM THE EDGE
ON BOTH SIDES APPROX 1/8"





INSERT TWINE IN BOTH SIDES OF CUT HOLES AND TIE TOGETHER

BRING OTHER END OF STRING DOWN

INSERT A SMALL AMOUNT OF GLUE FROM A HOT GLUE GUN INTO THE ERASER CAP THEN INSERT THE DOWEL INTO THE ERASER CAP AND PRESS FIRMLY UNTIL DRY

BEND


INSERT TWINE IN BOTH SIDES OF CUT HOLES AND TIE TOGETHER

JAVELIN

ERASER CAP

INSERT A SMALL AMOUNT OF GLUE FROM A HOT GLUE GUN INTO THE ERASER CAP THEN INSERT THE DOWEL INTO THE ERASER CAP AND PRESS FIRMLY UNTIL DRY

1/4" WIDE 36" LONG
DOWEL



STAFF

30" TALL CANDY CANE



BROWN ELECTRICAL TAPE

WRAP ENDS OF
CANE UNTIL IT
IS COMPLETELY
COVERED

WRAP CANE
UNTIL IT IS
COMPLETELY
COVERED



SHEEP

SMALL FOAM BALL



SMALL GOOGLY EYES



SHEEP HEAD
(CUT FROM BLACK PAPER)



4 WOOD BEADS
(20MM WIDTH
PAINTED BLACK)

2 WOOD STICKS
(3 1/8" HEIGHT
1/8" DIAMETER)



COTTON BALL




WHITE PIN

GLUE GOOGLY EYES TO FACE



GLUE FACE TO BALL



INSERT STICKS INTO BOTTOM OF BALL

PUSH PIN THROUGH COTTON BALL AND INTO BACK OF BALL AS A TAIL

CUT STICKS IN HALF



PLACE BEAD AT THE BOTTOM OF THE STICK AND GLUE TO SECURE

SWORD



BLACK ELECTRICAL TAPE



5 GALLON PAINT STICK



*YOU WILL ALSO NEED WHITE & GRAY PAINT & A GLUE GUN

SPRAY PAINT OR CRAFT PAINT



JUMBO POPSICLE STICKS

DIRECTIONS

1. LIGHTLY SAND PAINT STICK WITH 120 SAND PAPER SO EDGES ARE SMOOTH AND ROUNDED



2. PRIME PAINT STICK WITH 2 COATS OF WHITE PAINT

(SAND WITH 220 SAND PAPER BETWEEN COATS)



3. PAINT STICK WITH 2 COATS OF GRAY PAINT

(SAND WITH 220 SAND PAPER BETWEEN COATS & WHEN FINISHED USE 400 SAND PAPER TO SMOOTH)



*OPTIONAL: ADD THIRD PAINT COAT WITH SILVER PAINT

4. GLUE POPSICLE STICKS 5" FROM THE EDGE OF THE SWORD THEN WRAP WITH TAPE

1 STICK ON BOTTOM



1 STICK ON TOP


WRAP HERE FIRST TO COVER EDGE (BOTH SIDES)

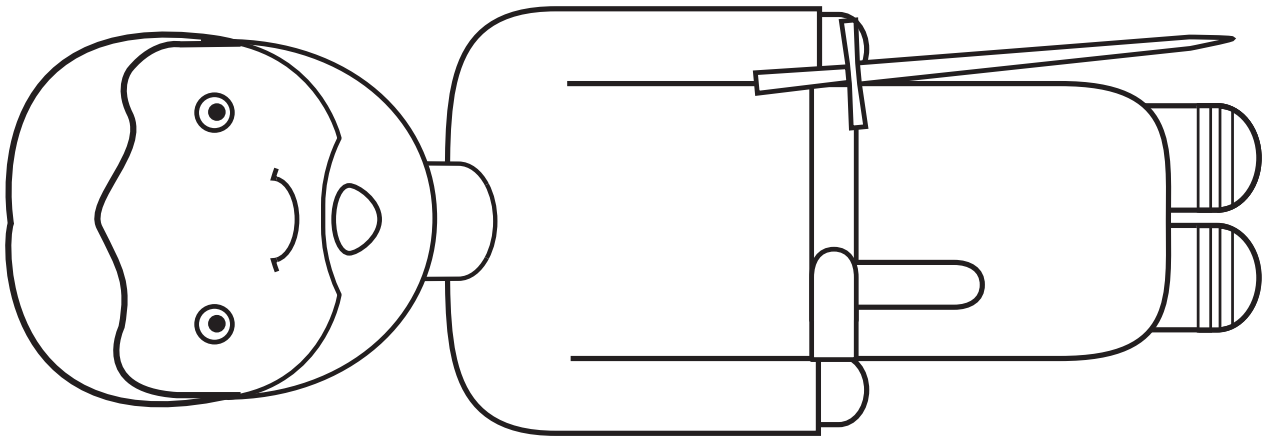


THEN WRAP THE SIDES AND HILT IN A SPIRAL TO COVER ALL WOOD AND BIND THE STICKS TOGETHER



THEN HERE TO COVER EDGE AND MIDDLE (BOTH SIDES)





I AM

ADULT: I am your mighty man

CHILD: I am your armor-bearer

ADULT: I am your shepherd

CHILD: I am your sheep

ADULT: I am your warrior

CHILD: I am your arrow

ADULT: I am your leader

CHILD: I am your disciple

THE STUDENT IS NOT ABOVE
THE TEACHER, BUT EVERYONE
WHO IS FULLY TRAINED WILL
BE LIKE THEIR TEACHER.

LUKE 6:40

THE STUDENT IS NOT ABOVE
THE TEACHER, BUT EVERYONE
WHO IS FULLY TRAINED WILL
BE LIKE THEIR TEACHER.

LUKE 6:40

THE STUDENT IS NOT ABOVE
THE TEACHER, BUT EVERYONE
WHO IS FULLY TRAINED WILL
BE LIKE THEIR TEACHER.

LUKE 6:40

THE STUDENT IS NOT ABOVE
THE TEACHER, BUT EVERYONE
WHO IS FULLY TRAINED WILL
BE LIKE THEIR TEACHER.

LUKE 6:40