

DAY 1

FEASTS

WEEKS

FOCUS

Recalling the three things that are associated with the festival of Weeks!

MATERIALS

The Festival of Weeks coloring page (1 per child)


ACTIVITY

3 THINGS

TALK: Today let's remember the three things the Israelites celebrate on the Festival of weeks!


ACTIVITY: Let's color the coloring page and write down the three things the festival celebrates: bringing some of their harvest to God, their wedding with God and the Holy Spirit coming to them!

CORRESPONDING VERSE



THE FESTIVAL OF WEEKS CELEBRATES

THE



BETWEEN GOD AND THE ISRAELITES,

GIVING GOD SOME OF YOUR



& BEING FILLED WITH THE



HOLY

DAY 2

FEASTS

WEDDING

FOCUS

Reading some of the Torah which was given on God and the Israelites wedding day.

MATERIALS

Bible

ACTIVITY

THE TORAH

TALK: Ask your Tiny Arrows what God gave the Israelites on their wedding day. The law!

ACTIVITY: Today let's celebrate the day the Israelites and God married and read your favorite bible story from the Torah!

CORRESPONDING VERSE

DAY 3

FEASTS

GIVING TO GOD

FOCUS

During the Festival the Israelites would give God a portion of their harvest.

MATERIALS

ACTIVITY

OFFERING

TALK: On the Festival of Weeks the Israelites gave an offering in proportion to what they received.

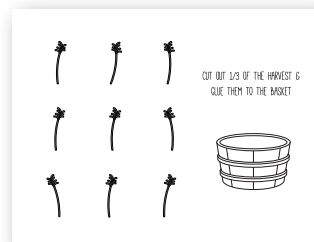
ACTIVITY: Let's cut and glue one third of the harvest and put it in the basket. Then read Deuteronomy 26:1-11.

When you have entered the land the Lord your God is giving you as inheritance and have taken possession of it and settled in it, take some of the firstfruits of all that you produce from the soil of the land the Lord your God is giving you and put them in a basket. Then go to the place the Lord your God will choose as a dwelling for his Name and say to the priest in office at the time, "I declare today to the Lord your God that I have come to the land the Lord swore to our ancestors to give us." The priest shall take the basket from your hands and set it down in front of the altar of the Lord your God. Then you shall declare before the Lord your God: "My father was a wandering Aramean, and he went down into Egypt with a few people and live there and became a great nation, powerful and numerous.

But the Egyptians mistreated us and made us suffer, subjecting us to harsh labor. Then we cried out to the Lord, the God of our ancestors, and the Lord heard our voice and saw our misery, toil and oppression. So the Lord brought us out of Egypt with a mighty hand and with an outstretched arm, and great terror and with signs and wonders. He brought us to this place and gave us this land, a land flowing with milk and honey, and now I bring the first fruits of the soil that you, Lord, have given me." Place the basket before the Lord your God and bow down before him. Then you and the Levites and the foreigners residing among you shall rejoice in all the good things the Lord your God has given to you and your household.

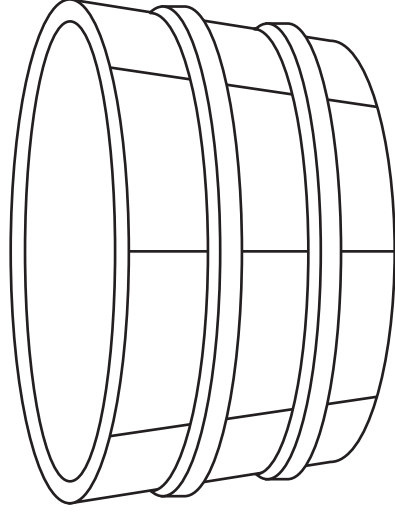
Deuteronomy 26:1-11

CORRESPONDING VERSE





CUT OUT 1/3 OF THE HARVEST &
GLUE THEM TO THE BASKET



DAY 4

FEASTS

HOLY SPIRIT

FOCUS

For Firstfruits, the Israelites had to pick some of their harvest and give it to God!

MATERIALS

ACTIVITY

FIRE

TALK: On the day of Pentecost God gave the Israelites the Holy Spirit!

ACTIVITY: Today lets read Acts 2:1-4 then talk with our Tiny Arrows about what being filled with the Holy Spirit means!

When the day of Pentecost came, they were all together in one place. Suddenly the sound like the blowing of a violent wind came from heaven and filled the whole house where they were sitting. They saw what seemed to be tongues of fire that separated and came to rest on each of them. All of them were filled with the Holy Spirit and began to speak in other tongues as the Spirit enabled them.

Acts 2:1-4

CORRESPONDING VERSE