

FISHER OF MEN

FISHER OF MEN

GONE FISHIN'

FOCUS

MATTHEW 4:18-19, 14:29-30, 17:27, LUKE 5:6
& JOHN 21:6

Before Peter met Jesus he was a fisherman! Then Jesus told him that if he followed him, he would fish for men!

MATERIALS

Water box (1 per child)
Boat (1 per child)
Fishing pole (1 per child)
Red fish (1 set per child)
Men and fish shaker (1 set per child)
Jesus and Peter puppets (1 set per child)
Green fish (1 per child)
Blue fish (1 set per child)
Crayons, scissors, tape and glue

ACTIVITIES

1. INTRODUCTION

TALK: Before Peter met Jesus his job was to go fishing! He would fish with his brother by throwing a net out into the water then seeing how many fish swam in it!

ACTIVITY: Have your Tiny Arrow color the boat then tape it to one side of the water box.



CORRESPONDING VERSE

AS JESUS WAS WALKING BESIDE THE SEA OF GALILEE, HE SAW TWO BROTHERS, SIMON CALLED PETER AND HIS BROTHER ANDREW. THEY WERE CASTING A NET INTO THE LAKE, FOR THEY WERE FISHERMEN.

MATTHEW 4:18

2. BAD CATCH/GOOD CATCH

TALK: One day Peter was tired from fishing all night. He hadn't caught anything. He was about to leave when he saw Jesus! Jesus sat in his boat and taught people about God. When he was done Jesus told Peter to fish again. Peter did and caught lots of fish!

ACTIVITY: Help your Tiny Arrow go fishing by placing the fishing pole in the water box. After they try a few times, secretly add in the red fish as you talk to them about Jesus, then have them try again and catch the fish!



THEY CAUGHT SUCH A LARGE NUMBER OF FISH THAT THEIR NETS BEGAN TO BREAK.

LUKE 5:6

ACTIVITIES

3. FISHER OF MEN

TALK: After Peter had caught so many fish Jesus told him that if he followed him, he would fish for men instead!

ACTIVITY: Have your Tiny Arrow go fishing for the men then color them!

BONUS: Color the fish shaker and sing the “Fisher of Men was a Fisherman” song using the shaker!



CORRESPONDING VERSE

“COME, FOLLOW ME,” JESUS SAID, “AND I WILL SEND YOU OUT TO FISH FOR PEOPLE.”

MATTHEW 4:19

4. WALKING ON WATER

TALK: One day Peter and the other disciples were on a boat when they saw Jesus walking on the water! Peter wanted to walk on the water too! He asked Jesus to call out to him and Jesus told him to come to him! So Peter walked on the water to Jesus! But when he saw the wind he got afraid and started to sink! Jesus helped him and he was saved!

ACTIVITY: Color and assemble the puppets then act out Jesus and Peter walking on the water using the slit in the box to have Peter go up and down.

THEN PETER GOT DOWN OUT OF THE BOAT, WALKED ON THE WATER AND CAME TOWARD JESUS. BUT WHEN HE SAW THE WIND, HE WAS AFRAID AND, BEGINNING TO SINK, CRIED OUT, “LORD, SAVE ME!”

MATTHEW 14:29-30

5. FISH FOR COINS

TALK: One day Peter told Jesus that the tax collector was collecting taxes! Jesus told Peter to go to the lake and catch a fish! Inside was enough money to pay for the taxes for Peter and Jesus!

ACTIVITY: Tell your Tiny Arrow they have to go fishing to get money for the taxes. Have them fish for the green fish, and once caught, have them open the fish up to find the coin inside!



“GO TO THE LAKE AND THROW OUT YOUR LINE. TAKE THE FIRST FISH YOU CATCH; OPEN ITS MOUTH AND YOU WILL FIND A FOUR-DRACHMA COIN. TAKE IT AND GIVE IT TO THEM FOR MY TAX AND YOURS.”

MATTHEW 17:27

6. GREAT CATCH

TALK: After Jesus died, Peter and his friends were waiting to see him again, but were hungry, so they went fishing. They fished all night but caught nothing! Then Jesus came and told them to try the right side instead, when they did they instantly caught lots of fish!

ACTIVITY: Place the blue fish on the right side of the water box, and have your Tiny Arrow go fishing!

OPTIONAL: Hand out each child a bible verse to take home.



HE SAID “THROW YOUR NET ON THE RIGHT SIDE OF THE BOAT AND YOU WILL FIND SOME.” WHEN THEY DID, THEY WERE UNABLE TO HAUL THE NET IN BECAUSE OF THE LARGE NUMBER OF FISH.

JOHN 21:6

“COME, FOLLOW ME,” JESUS SAID,
“AND I WILL SEND YOU OUT
TO FISH FOR PEOPLE.”

MATTHEW 4:19

WATER BOX

3 PIECES OF BLUE CONSTRUCTION PAPER




SMALL SHALLOW
BOX



WATER BOX

MARK THE SIZE
OF THE BOTTOM
OF THE BOX

CUT OFF THE
CORNERS



WATER BOX

GLUE THE PAPER ONTO THE BOTTOM &
SIDES OF THE BOX



WATER BOX

TAKE THE SECOND PIECE OF BLUE CONSTRUCTION PAPER
& CUT OUT WAVES ON BOTH ENDS




WATER BOX

GLUE THE BLUE CONSTRUCTION PAPER
TO THE BOTTOM & SIDES OF THE BOX



TUCK THE
EXTRA PAPER
& SECURE
WITH TAPE




WATER BOX

FOLD THE LAST BLUE CONSTRUCTION PAPER IN HALF



CUT WAVES ON
BOTH SIDES




WATER BOX

CUT THE LAST BLUE CONSTRUCTION PAPER TO THE SIZE OF THE BOX



GLUE ON
BOTTOM &
SIDES



WATER BOX



← GLUE ON
BOTTOM &
SIDES &
SECURE
WITH TAPE

← YOU MAY
NEED TO TRIM
WAVES SO
THEY ARE
ALL AT THE
SAME HEIGHT


WATER BOX




CUT A SMALL
SLIT IN THE
BOTTOM FOR
THE PUPPETS
TO GO
THROUGH

BOAT

PRINT & PRECUT THEN TAPE TO SIDE
OF THE WATER BOX





FISHING POLE

1 PIPE CLEANER →



1 JUMBO
POPSICLE
STICK





.375"
NEODYMIUM
RING MAGNET



FISHING POLE

WRAP & TUCK
PIPE CLEANER
AROUND JUMBO
POPSICLE STICK





WRAP & TUCK PIPE
CLEANER AROUND
RING MAGNET

RED FISH



PRINT & CUT OUT RED FISH

FRONT


BACK









1 WASHER



FLIP OVER
BACK FISH &
PLACE WASHER
ON FISH



GLUE FISH TOGETHER
WITH WASHER INSIDE




MEN

PRINT & CUT OUT MEN


FRONT

BACK




FRONT

BACK




FRONT

BACK




FRONT

BACK



FRONT

BACK




FRONT

BACK



6 WASHERS




MEN

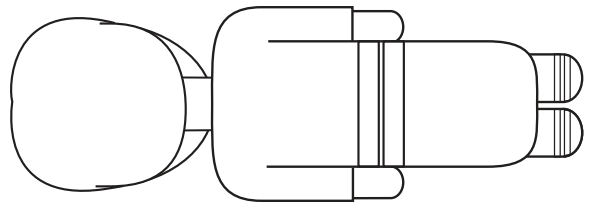
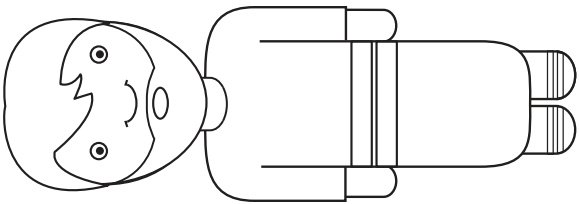
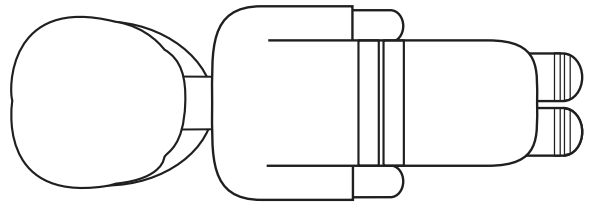
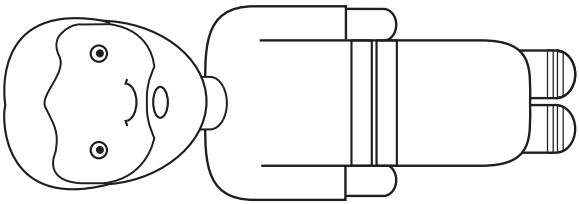
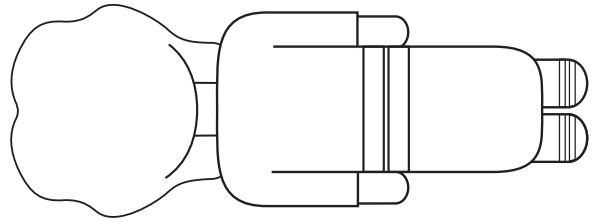
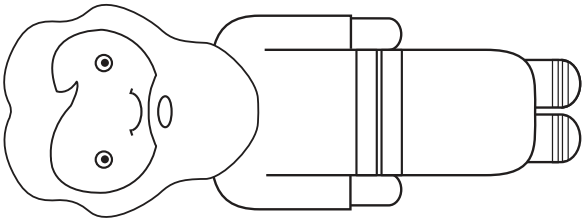
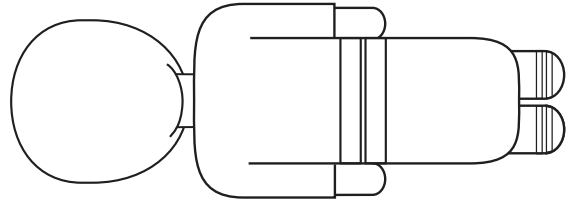
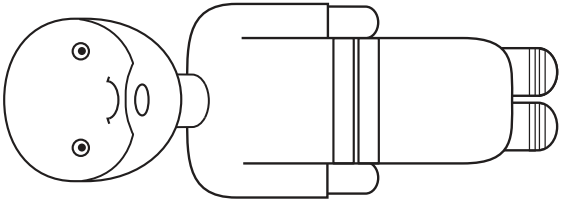
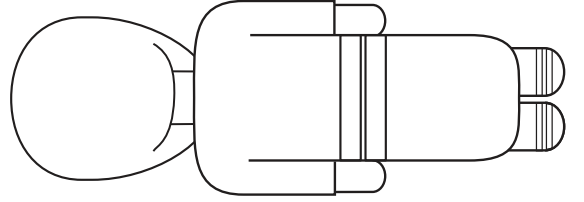
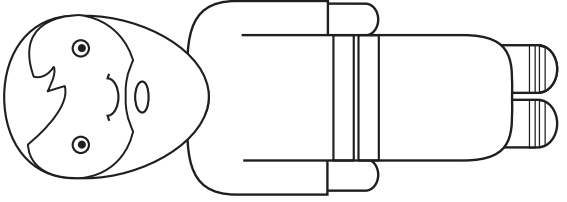
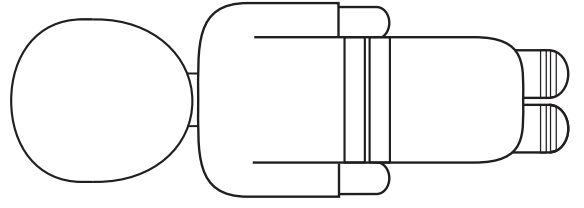
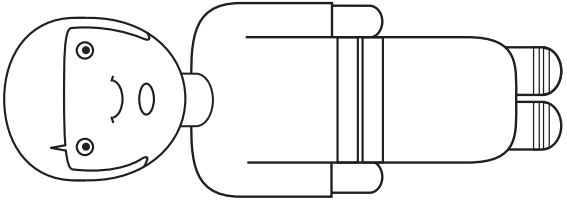
FLIP OVER BACK OF MAN & PLACE WASHER ON TOP



MEN

GLUE THE FRONT MAN ON TOP OF THE BACK MAN WITH WASHER INSIDE





THE FISHER OF MEN WAS A FISHERMEN

Peter fished all night and fished all day
He fished 'til Jesus said come my way
Bum bum bum bum (shake shake shake)
The fisher of men was a fisherman
Bum bum bum bum (shake shake shake)
The fisher of men was a fisherman
Bum bum bum bum


Jesus said leave your net and leave your boat
I'm the one whose gonna help you float
Bum bum bum bum (shake shake shake)
The fisher of men was a fisherman
Bum bum bum bum (shake shake shake)
The fisher of men was a fisherman
Bum bum bum bum

Jesus said don't you worry about the tax
Go catch a fish and pay off the max
Bum bum bum bum (shake shake shake)
The fisher of men was a fisherman
Bum bum bum bum (shake shake shake)
The fisher of men was a fisherman
Bum bum bum bum

Peter fished all night he tried and tried
Until Jesus came and said try the other side
Bum bum bum bum (shake shake shake)
The fisher of men was a fisherman
Bum bum bum bum (shake shake shake)
The fisher of men was a fisherman
Bum bum bum bum

SHAKER

TOILET PAPER TUBE



SMALL DUCT TAPE



SMALL PLASTIC EGG



2 STICKY EYES




HANDFUL OF RICE

SHAKER


PAINT TUBE WHITE
TO PRIME



PAINT TUBE YELLOW



FLATTEN TUBE



SHAKER

CUT OFF ONE END OF THE
TUBE WITH A SEMI-CIRCLE



CUT TWO ANGLED SLITS
ON THE OPPOSITE EDGE




TUCK THE EDGES IN
TO FORM THE FINS



SHAKER

PLACE RICE IN EGG




PLACE TAPE AROUND
THE CRACK TO
SECURE



SHAKER


PLACE EGG—LARGE SIDE
DOWN—THROUGH THE TOP
OF THE FISH



PLACE EGG DOWN
THE FISH TOWARDS
THE BOTTOM




PLACE FLAPS UNDER
THE EGG & SECURE
WITH TAPE



SHAKER

GLUE THE MOUTH OF
THE FISH TOGETHER

STICK THE EYES ON
BOTH SIDES



JESUS & PETER PUPPETS

PRINT PUPPETS ON WHITE CARD STOCK & PRECUT



PETER

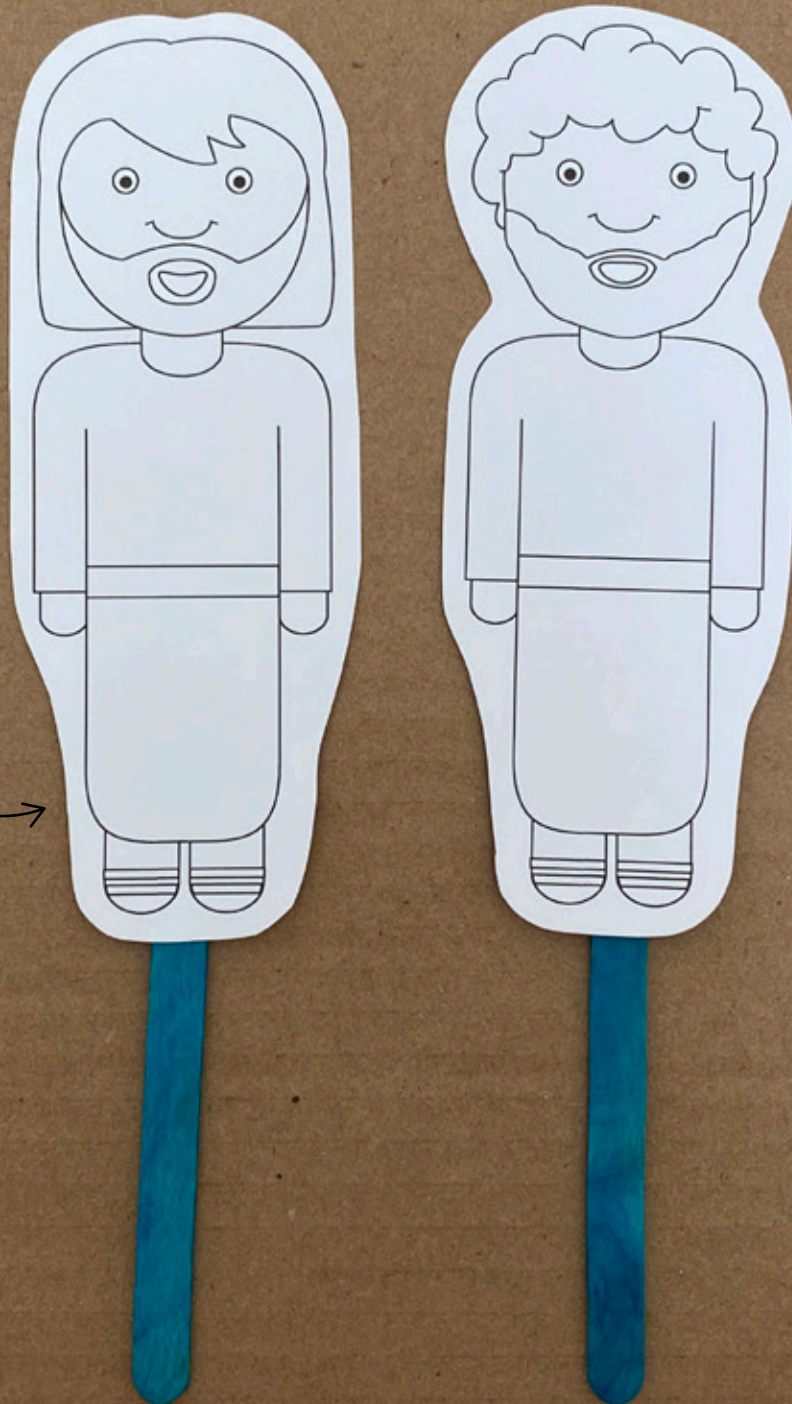


JESUS

2 POPSICLE STICKS

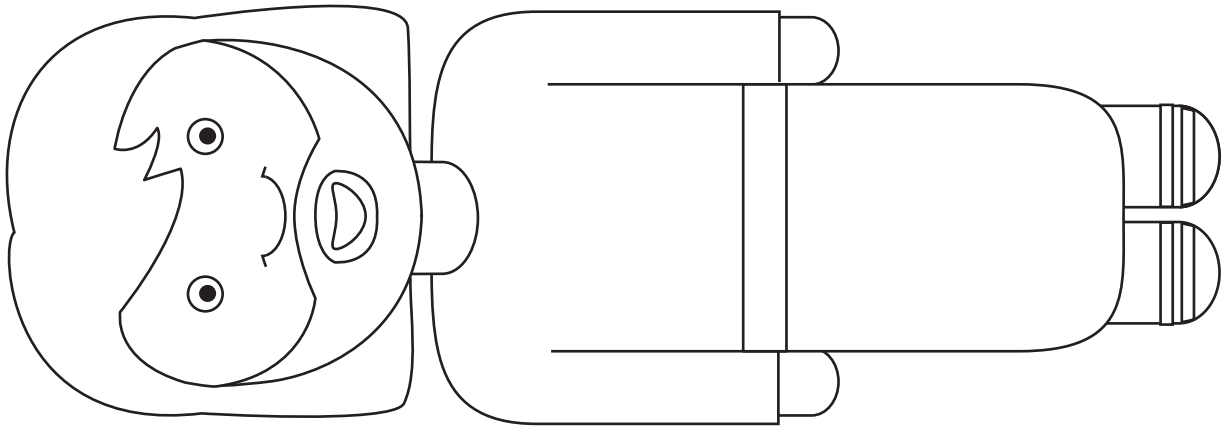
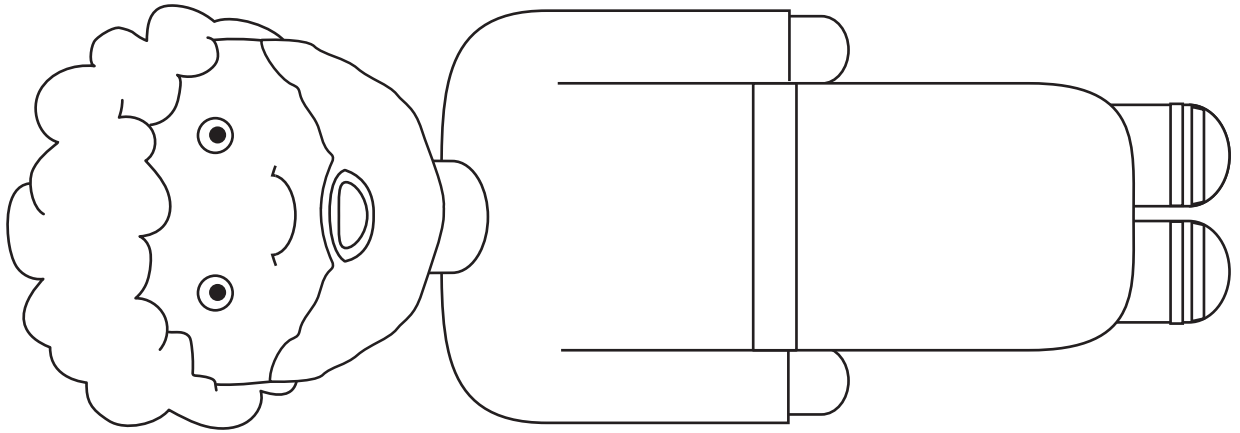


JESUS & PETER PUPPETS



TAPE POPSICLE
STICKS ON
THE BACK
OF THE
PUPPET





GREEN FISH

PRINT & CUT OUT GREEN FISH

FRONT

BACK



1 QUARTER →




← 1 WASHER


GREEN FISH

FLIP OVER BACK FISH & PLACE
WASHER & QUARTER ON FISH

GLUE FISH
TOGETHER WITH
WASHER INSIDE



TAPE THE MOUTH
TOGETHER TO
SECURE THE
QUARTER




BLUE FISH



PRINT & CUT OUT BLUE FISH

FRONT


BACK











1 WASHER



FLIP OVER
BACK FISH &
PLACE WASHER
ON FISH



GLUE FISH TOGETHER
WITH WASHER INSIDE



“COME, FOLLOW ME,” JESUS SAID,
“AND I WILL SEND YOU OUT
TO FISH FOR PEOPLE.”

MATTHEW 4:19

“COME, FOLLOW ME,” JESUS SAID,
“AND I WILL SEND YOU OUT
TO FISH FOR PEOPLE.”

MATTHEW 4:19

“COME, FOLLOW ME,” JESUS SAID,
“AND I WILL SEND YOU OUT
TO FISH FOR PEOPLE.”

MATTHEW 4:19

“COME, FOLLOW ME,” JESUS SAID,
“AND I WILL SEND YOU OUT
TO FISH FOR PEOPLE.”

MATTHEW 4:19