



CHANGE WEEK 1



CHANGE

CHANGE WEEK 1

ONE LIFE

FOCUS

GENESIS 12:2, 15:1, 15:5, LEVITICUS 23:10,
NUMBERS 23:19, DEUTERONOMY 30:14, PSALM 33:6,
103:13, 119:103, EPHESIANS 6:16 & 1 PETER 1:6

One life, Abram, was changed when he obeyed God's word and left his old life behind. Abram was faithful in obeying everything God asked him to do, and His word was his shield!

MATERIALS

One Life picture
Large model of Abram and hearts (1 per child)
Go Abram coloring page and heart (1 set per child)
Obstacle course
Yellow paint, straws and black paper
Abram and Isaac's stars and black paper (1 per child)
Shield (1 per child)
Nerf gun with bullets
Oil of Joy bottle (1 set per child)
Crayons, markers, paint, tape and glue

ACTIVITIES

1. INTRODUCTION

TALK: Ask the children if they know who Abram is and what his promises were.

ACTIVITY: Show children the Abram picture and hang nearby for them to see.



2. FROM THE MOUTH TO THE HEART

TALK: God put his words in Abram's mouth and heart so Abram could obey! God told Abram to leave his father, people and nation behind to go to a brand new place, and Abram did it! God told Abram to "go" and he went!

ACTIVITY: Have the children write the words "go" on the heart, then place the heart into the mouth of the large model of Abram.



CORRESPONDING VERSE

NO, THE WORD IS VERY NEAR YOU; IT IS IN YOUR MOUTH AND IN YOUR HEART SO YOU MAY OBEY IT.

DEUTERONOMY 30:14

ACTIVITIES

3. GO!

TALK: God changed Abram with one word, “Go”. When He told him to go, He put His word in his mouth and heart. His word changed Abram. Abram moved from his home and became a wanderer in Canaan, his new home.

ACTIVITY: Color the Abram coloring page, then glue the heart with “go” written on it on top of Abram.



CORRESPONDING VERSE

GO FROM YOUR COUNTRY,
YOUR PEOPLE AND YOUR
FATHER'S HOUSEHOLD TO THE
LAND I WILL SHOW YOU.

GENESIS 12:2

4. GOOD FATHER

TALK: God is a good father! Just like our father's want us to obey and follow their directions, God wants us to follow his lead and direct us so we do not stumble.

ACTIVITY: Have children take turns going through the obstacle course, making sure they are following directions each step of the way!

AS A FATHER HAS
COMPASSION ON HIS
CHILDREN, SO THE LORD
HAS COMPASSION ON
THOSE WHO FEAR HIM.

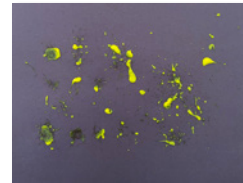
PSALM 103:13

5. BREATHED THE STARS INTO PLACE

TALK: God's word is powerful. With His words He breathed the stars into place!

ACTIVITY: Have children take turns blowing yellow paint through straws onto the black paper.

BONUS: Sing “You Made the Stars” song while they are blowing paint. Handout one to each adult so they can sing along too.




BY THE WORD OF THE LORD
THE HEAVENS WERE MADE,
THEIR STARRY HOST BY THE
BREATH OF HIS MOUTH.

PSALM 33:6

6. STARS

TALK: Abram wanted to be a father! He wanted to have children, but couldn't. God promised Abram he would have as many children as the stars! Just like we see the stars in the sky every night—God's promises are everlasting!

ACTIVITY: Have children glue the Abram star onto the black paper. *Keep this activity for later and for the last week.*



LOOK UP AT THE SKY AND
COUNT THE STARS—IF
INDEED YOU CAN COUNT
THEM. SO SHALL YOUR
OFFSPRING BE.

GENESIS 15:5

7. SHIELD OF FAITH

TALK: God told Abram that He is his shield! God's word is like a shield, it will protect you. Abram was unafraid with his shield. The shield of faith is believing God's word.

ACTIVITY: Have children color their shield and write “faith” on it.



DO NOT BE AFRAID ABRAM.
I AM YOUR SHIELD, YOUR
VERY GREAT REWARD.


GENESIS 15:1

ACTIVITIES

8. FLAMING ARROWS

TALK: Abram wanted to have a child. Even though God had promised him children, he still didn't have them. He waited 25 years for this promise, plenty of time for the enemy to try to make him doubt God's word. We need to block the flaming arrows of doubt with the shield of faith!

ACTIVITY: Have children take turns raising their shield and blocking the flaming arrows of doubt "nerf bullets".



CORRESPONDING VERSE


IN ADDITION TO ALL THIS, TAKE UP THE SHIELD OF FAITH, WITH WHICH YOU CAN EXTINGUISH ALL THE FLAMING ARROWS OF THE EVIL ONE.

EPHESIANS 6:16

9. GOD DOES NOT CHANGE HIS MIND

TALK: God promised Abram a child through Sarah, and they had Isaac! God does not change his mind!

ACTIVITY: Glue the Isaac star next to Abram's star.



GOD IS NOT HUMAN, THAT HE SHOULD LIE, NOT A HUMAN BEING, THAT HE SHOULD CHANGE HIS MIND. DOES HE SPEAK AND THEN NOT ACT? DOES HE PROMISE AND NOT FULFILL?

NUMBERS 23:19

10. OIL OF JOY

TALK: Isaac's name means laughter. God gave Abram joy when He gave him Isaac. God's promises are always meant to bring us joy!

ACTIVITY: Give each child a bottle of oil labeled "God's word bring joy!".



SO BE TRULY GLAD. THERE IS WONDERFUL JOY AHEAD, EVEN THOUGH YOU MUST ENDURE MANY TRIALS FOR A LITTLE WHILE.


1 PETER 1:6

OPTIONAL: Hand out each child a bible verse to take home.

GOD IS NOT HUMAN, THAT HE SHOULD LIE,
NOT A HUMAN BEING, THAT HE SHOULD CHANGE
HIS MIND. DOES HE SPEAK AND THEN NOT ACT?
DOES HE PROMISE AND NOT FULFILL?

NUMBERS 23:19

ONE LIFE



LARGE ABRAM

Using a pencil, I drew the Abram character on a large piece of cardboard then painted it similarly to the One Life picture.

PENCIL

PAINTED



LARGE CARDBOARD

TRACE ABRAM
WITH A PENCIL

PAINT SIMILAR COLORS
AS ONE LIFE PICTURE

LEAVE MOUTH
UNPAINTED

LARGE ABRAM

Next, I cut out the mouth with a utility knife. Then, I flipped the model over and taped a one gallon plastic bag to the top and bottom of the mouth using gorilla tape. This is so the children could reach their hands inside.

CUT OUT MOUTH



CUT OUT WITH A UTILITY KNIFE

ADD BAG




OPEN THE BAG AND TAPE ONE SIDE ABOVE THE HOLE,
AND THE OTHER SIDE BELOW THE HOLE

LARGE ABRAM

Then I found where the bag reached on the back of the model, marked it with a small cut with the utility knife, and cut out a small heart so the children could see where the paper would land. Next, I cut the heart out. Then I cut out the paper hearts, had the children write the word "Go!" on them, and placed them in the mouth of the Abram model!

CUT OUT HEART




I MARKED A HOLE IN THE CARDBOARD WHERE THE MIDDLE OF THE HEART SHOULD GO, COMPARED TO WHERE THE BAG LANDED ON THE BACK OF THE MODEL. THEN DREW A SMALL HEART ON THE FRONT AND CUT IT OUT.












MODEL



CHILDREN WILL PUT THE HEART IN THE MOUTH AND THEN SEE IT LAND IN THE HEART!



CUT OUT HEARTS AND HAVE CHILDREN WRITE "GO!" ON THEM



GO ABRAM

PRINT



GOD TOLD ABRAM TO GO!



GLUE PRINTED &
CUT OUT HEART
ON TOP OF ABRAM



GO ABRAM

GOD TOLD ABRAM TO GO!



GOD TOLD ABRAM TO GO!



OBSTACLE COURSE

Using chalk I drew squares that the children had to follow one at a time.

You can also try this activity with their eyes closed, and listening for directions of which way to step.



HE BLEW THE STARS

BLACK PAPER



SMALL STRAW




YELLOW PAINT

(CAN DILUTE SLIGHTLY
WITH WATER IF NEEDED)



HE BLEW THE STARS

DIP ONE END OF THE STRAW INTO THE YELLOW PAINT. USING THE OTHER END OF THE STRAW, BLOW ONTO THE BLACK PAPER. MAKE SURE THE STRAW IS CLOSE TO THE SURFACE OF THE PAPER TO GET A SPLATTERED LOOK.



YOU MADE THE STARS

You made the stars

You made the stars

You made the stars

With your breath

You made the stars

You made the stars

You made the stars

With your breath

STARS

BLACK CONSTRUCTION PAPER






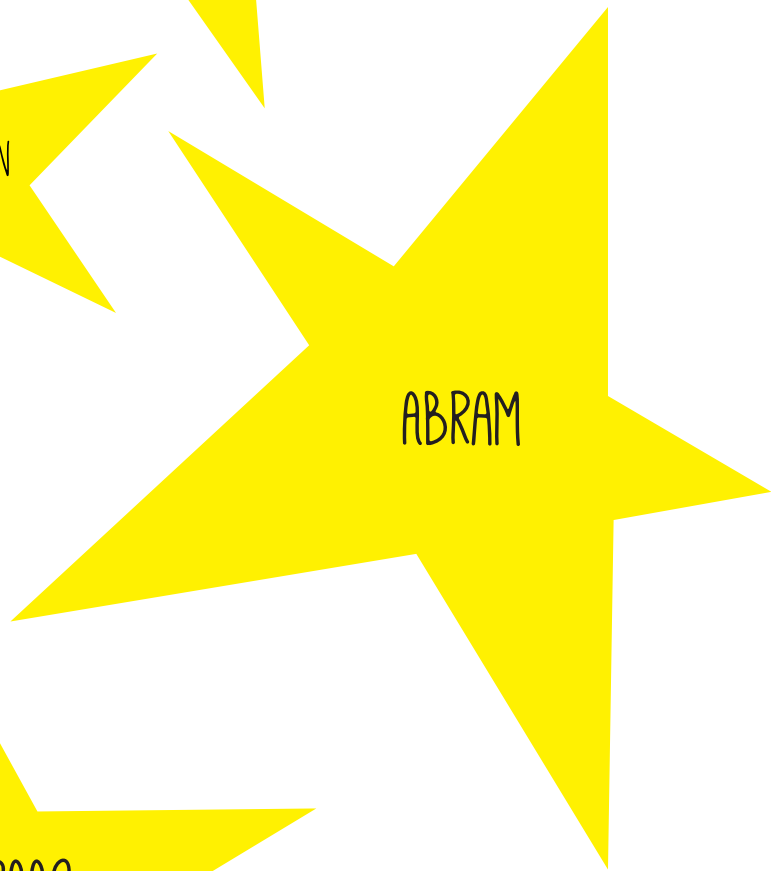

ABRAM & ISSAC
STARS PRINTED &
CUT OUT



STARS

GLUE STARS ON PAPER
(SAVE THIS FOR WEEK 3)





ALL OF THE STARS ARE NEEDED FOR CLASSES 1 & 3
1 SHEET OF STARS PER CHILD

SHIELD

13" PIZZA TRAY




1 1/2" BY 7"
STRIP OF FELT




SHIELD

FLIP TRAY OVER



GLUE BOTH ENDS OF THE
FELT DOWN SO THERE IS A SLIGHT
OPENING IN THE MIDDLE

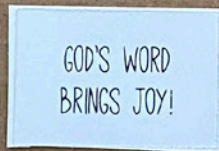


OIL OF JOY

15ML GLASS BOTTLE
WITH LID




STICKER



3 TSP OIL





OIL OF JOY



PLACE STICKER
ON BOTTLE



FILL WITH OIL &
SCREW ON LID



GOD'S WORD
BRINGS JOY!

GOD'S WORD
BRINGS JOY!

GOD'S WORD
BRINGS JOY!

GOD'S WORD
BRINGS JOY!

GOD'S WORD
BRINGS JOY!

GOD'S WORD
BRINGS JOY!

GOD'S WORD
BRINGS JOY!

GOD'S WORD
BRINGS JOY!

GOD'S WORD
BRINGS JOY!

GOD'S WORD
BRINGS JOY!

GOD'S WORD
BRINGS JOY!

GOD'S WORD
BRINGS JOY!

GOD'S WORD
BRINGS JOY!

GOD'S WORD
BRINGS JOY!

GOD'S WORD
BRINGS JOY!

GOD'S WORD
BRINGS JOY!

GOD'S WORD
BRINGS JOY!

GOD'S WORD
BRINGS JOY!

GOD'S WORD
BRINGS JOY!

GOD'S WORD
BRINGS JOY!

GOD'S WORD
BRINGS JOY!

GOD'S WORD
BRINGS JOY!

GOD'S WORD
BRINGS JOY!

GOD'S WORD
BRINGS JOY!

GOD'S WORD
BRINGS JOY!

GOD'S WORD
BRINGS JOY!

GOD'S WORD
BRINGS JOY!

GOD'S WORD
BRINGS JOY!

GOD'S WORD
BRINGS JOY!

GOD'S WORD
BRINGS JOY!

GOD'S WORD
BRINGS JOY!

GOD'S WORD
BRINGS JOY!

GOD'S WORD
BRINGS JOY!

GOD'S WORD
BRINGS JOY!

GOD'S WORD
BRINGS JOY!

GOD'S WORD
BRINGS JOY!

GOD IS NOT HUMAN, THAT HE SHOULD LIE,
NOT A HUMAN BEING, THAT HE SHOULD CHANGE
HIS MIND. DOES HE SPEAK AND THEN NOT ACT?
DOES HE PROMISE AND NOT FULFILL?

NUMBERS 23:19

GOD IS NOT HUMAN, THAT HE SHOULD LIE,
NOT A HUMAN BEING, THAT HE SHOULD CHANGE
HIS MIND. DOES HE SPEAK AND THEN NOT ACT?
DOES HE PROMISE AND NOT FULFILL?

NUMBERS 23:19

GOD IS NOT HUMAN, THAT HE SHOULD LIE,
NOT A HUMAN BEING, THAT HE SHOULD CHANGE
HIS MIND. DOES HE SPEAK AND THEN NOT ACT?
DOES HE PROMISE AND NOT FULFILL?

NUMBERS 23:19

GOD IS NOT HUMAN, THAT HE SHOULD LIE,
NOT A HUMAN BEING, THAT HE SHOULD CHANGE
HIS MIND. DOES HE SPEAK AND THEN NOT ACT?
DOES HE PROMISE AND NOT FULFILL?

NUMBERS 23:19