

SERVE WEEK 1



SERVE

SERVE WEEK 1

GOOD SERVANT

FOCUS

EZEKIEL 36:25, LUKE 6:43-45, EPHESIANS 4:26 & 31-32,
1 THESSALONIANS 5:16-18 & JAMES 3:11

How do we serve others? Do we serve with good or bad attitudes? Are we serving others good water and fruit or bad water and fruit?

MATERIALS

Good Servant picture

Opposite Attitudes matching page (1 per child)

Good and bad water bottles and cups (2 cups per child and 5 extra for demonstrations)

Water balloons (2-3 per child)

Attitudes tree with good and bad fruit (2 fruit per child)

Crayons and chalk

ACTIVITIES

1. INTRODUCTION

TALK: Ask the children if they know how to be a good servant to others.


ACTIVITY: Show children the Good Servant picture and hang nearby for them to see.

2. OPPOSITES

TALK: Our attitude is important, it not only effects us but those around us! Some attitudes effect us in bad ways, some in good ways! We can serve others with a good attitude or bad attitude; like joy or anger, opposites!

ACTIVITY: Have children draw a line and match the opposite attitudes.

CORRESPONDING VERSE



HOW A LINE FITS THE OPPOSITES	
GOOD ATTITUDES	BAD ATTITUDES
JOYFUL	UNSPENDING
ENERGIC	ANGRY
KIND	PERN
FORGIVING	GREEDY

GET RID OF ALL BITTERNESS, RAGE AND ANGER, BRAWLING AND SLANDER, ALONG WITH EVERY FORM OF MALICE. BE KIND AND COMPASSIONATE TO ONE ANOTHER.

EPHESIANS 4:31-32

ACTIVITIES

3. SERVE WATER

TALK: As a servant you want to serve good water! You do not want it to taste bitter or become polluted! Your attitude effects what your water tastes like! Good water is a good attitude, bad water is a bad attitude!

ACTIVITY: Have children see and taste regular clear water and salty black water.



CORRESPONDING VERSE

DOES A FOUNTAIN SEND OUT FROM THE SAME OPENING BOTH FRESH AND BITTER WATER?

JAMES 3:11

4. POLLUTION

TALK: Everyday we serve our attitudes to others. It is like serving someone a glass of water. Does your glass of water remain clear or does it turn black and bitter? The bible tells us to not let the sun go down while you are still angry, if we are still angry from the day before we start out with polluted water!



ACTIVITY: Give children two clear cups. Go around to each child and pour a small amount of each good attitude into the first cup, and a small amount of each bad attitude in the second cup; emphasizing which emotion it is. Take a separate clear cup and put a lot of the clear water in it, then add a little of the black in the same cup to show how it becomes polluted, how now all the water is colored and no longer clear. Create two extra sets of water (clear and black) to be used in activities 5 and 7.

DO NOT LET THE SUN GO DOWN WHILE YOU ARE STILL ANGRY

EPHESIANS 4:26

5. ROOTS

TALK: The water we pour on our roots effect our whole tree and make good or bad fruit! If we have good water being poured on our roots it will help the tree. If we have bad water being poured on our roots the tree will not be healthy!

ACTIVITY: Grab the first extra set of clear and black water from activity 4 and pour the black water on the bad roots and the clear water on the good roots of the tree.

NO GOOD TREE BEARS BAD FRUIT, NOR DOES A BAD TREE BEAR GOOD FRUIT.

LUKE 6:43

6. THE ROOT EFFECTS THE FRUIT

TALK: If we put bad water on our roots it will produce bad fruit. If we put good water on our roots it will produce good fruit.

ACTIVITY: Have children pick one good fruit and one bad fruit.



EACH TREE IS RECOGNIZED BY ITS OWN FRUIT.

LUKE 6:44

ACTIVITIES

7. SERVING GOOD OR BAD FRUIT

TALK: What kind of fruit are you serving? Good fruit and water or bad fruit and water? When someone asks you to do something, how do you react? When you receive a command with joy it turns into good fruit; when you receive it with anger it turns into bad fruit.

ACTIVITY: Taking the fruit and last extra set of waters from activity 4, line the children up in front of you. Walk up to them holding the bad fruit and water with a bad attitude, then ask them how that attitude makes them feel. Then repeat the activity with the good fruit and water and a good attitude and ask them how it made them feel. Ask them if they prefer someone serving them with a good or bad attitude.

8. CLEAN WATER

TALK: What happens when our water becomes polluted? Is there any way to make it clean again? Yes! God can sprinkle clean water on us to make us clean! His Word, His Spirit and/or prayer can make us better! We can ask God to help to wash away our bad emotions with clean water!

ACTIVITY: Show children the bad emotions in chalk coming from the tree and clean them off with water balloons.

9. GOOD SERVANT

TALK: A good attitude will help us to be a good servant. A bad attitude will make us a poor servant. We want to serve others rightly and with good attitudes!

ACTIVITY: Give children the choice to grab from the good or bad fruit and the good or bad water and serve it to their parent.

BONUS: Sing the “Good Fruit” song to encourage children to pick the good fruit and water. You can paint small apples on their cheeks to remind them to smile!

EXTRA BONUS: Give the children white chocolate covered apples to remember to serve good fruit!

OPTIONAL: Hand out each child a bible verse to take home.

CORRESPONDING VERSE

A GOOD MAN BRINGS GOOD THINGS OUT OF THE GOOD STORED UP IN HIS HEART, AND AN EVIL MAN BRINGS EVIL THINGS OUT OF THE EVIL STORED UP IN HIS HEART. FOR THE MOUTH SPEAKS WHAT THE HEART IS FULL OF.

LUKE 6:45

I WILL SPRINKLE CLEAN WATER ON YOU AND YOU WILL BE CLEAN; I WILL CLEANSE YOU FROM ALL YOUR IMPURITIES.

EZEKIEL 36:25


ALWAYS BE JOYFUL. NEVER STOP PRAYING. BE THANKFUL IN ALL CIRCUMSTANCES.

1 THESSALONIANS 5:16-18

NO GOOD TREE BEARS
BAD FRUIT,
NOR DOES A BAD TREE
BEAR GOOD FRUIT.

LUKE 6:43

GOOD SERVANT



DRAW A LINE TO FIND THE OPPOSITES

GOOD ATTITUDES

JOYFUL

GENEROUS

KIND

FORGIVING

BAD ATTITUDES

UNFORGIVING

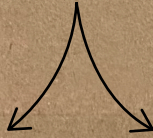
ANGRY

MEAN

GREEDY

BOTTLES


8 CLEAR BOTTLES



FILL THE WHITE BOTTLES WITH CLEAR WATER




FILL THE BLACK BOTTLES WITH BLACK WATER



GENEROSITY
KINDNESS
FORGIVENESS

GREED
UNFORGIVENESS
CLEANNESS

PRINT (ON STICKER PAPER), CUT OUT & PLACE ON THE BOTTLE



STICKERS FOR GOOD ATTITUDES

JOY

GENEROSITY

KINDNESS

FORGIVENESS

STICKERS FOR BAD ATTITUDES

ANGER

GREED

MEANNESS



UNFORGIVENESS

TREE

1 1/4" CROSS (1)

1" CROSS (1)

3/4" CROSS (1)
NOT PICTURED



1 1/4" TEE (5)



1 1/4" 2'
PVC PIPE (5)



1 1/4"
45*
ELBOW (6)



1" 2' PVC
PIPE (3)



1" 45*
ELBOW (2)



1" TEE (2)



3/4" 2' PVC PIPE (2)



3/4" 45*
ELBOW (2)



3/4" TEE (2)



1 1/4" END
CAPS (8)



1" END
CAPS (4)



3/4" END
CAPS (5)



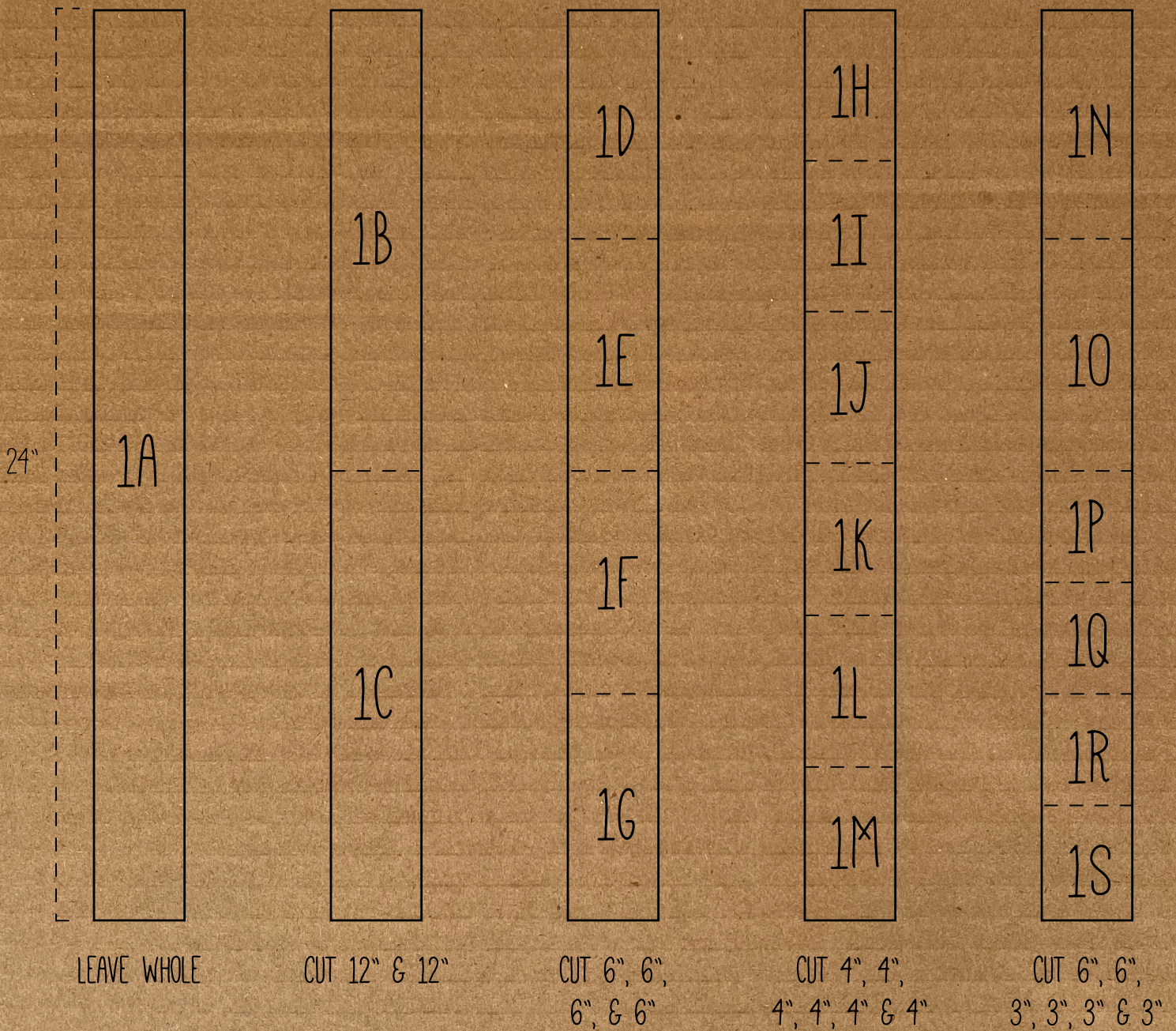
1-3/4"
REDUCER (1)



1 1/4-1"
REDUCER (1)


TREE

1 1/4" 2' PVC PIPE (5)




TREE

1" 2' PVC PIPE (3)



TREE

3/4" 2' PVC PIPE (2)

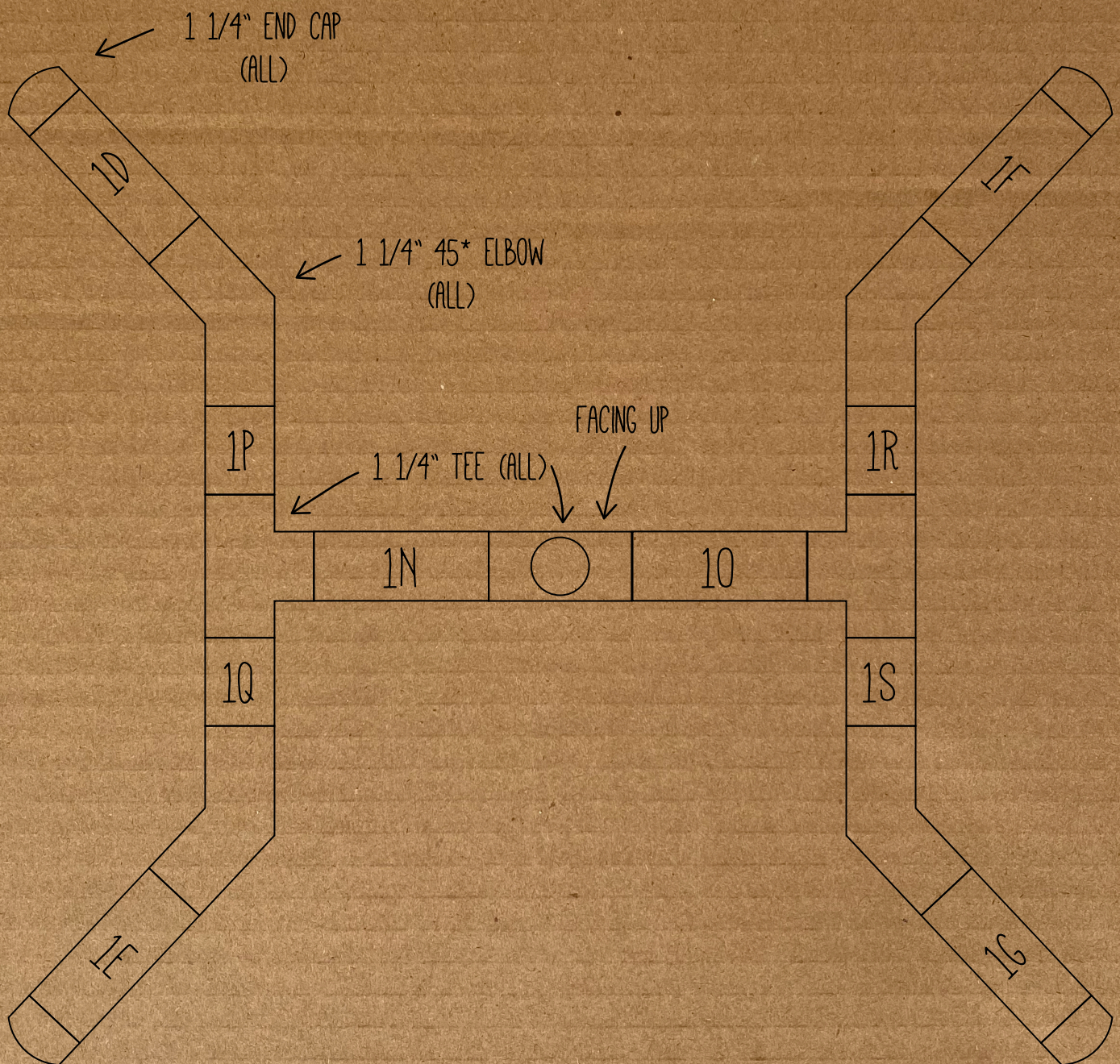


CUT 8"
7", 7" & 2"

CUT 2", 2"
2", 2", 2" & 3"
(11" EXTRA)

TREE

ROOTS (BASE)



TREE

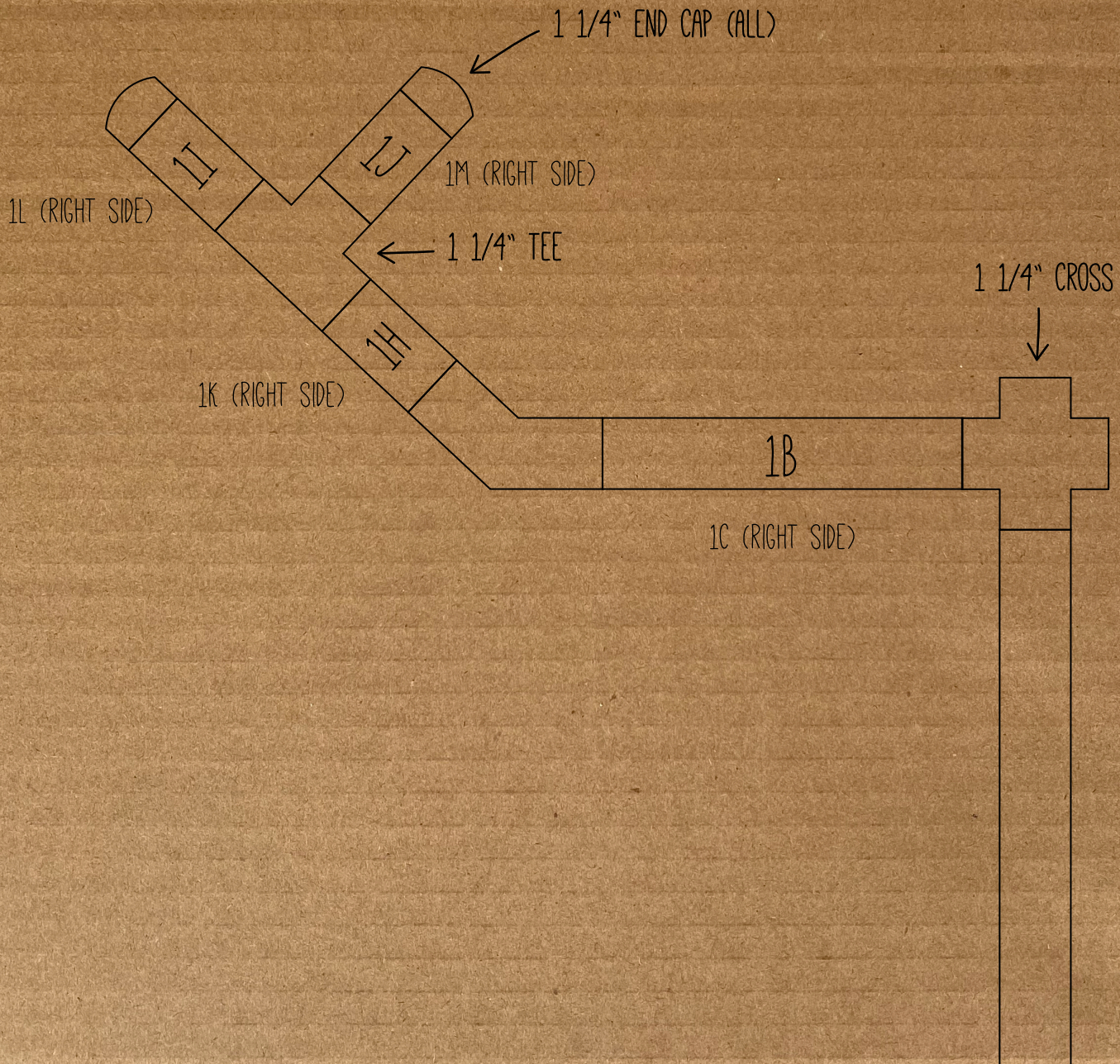
TRUNK (CONNECTED TO ROOTS)



TREE


LOWER BRANCHES (CONNECTED TO TRUNK)

LEFT SIDE SHOWN, REPEAT FOR RIGHT SIDE



TREE

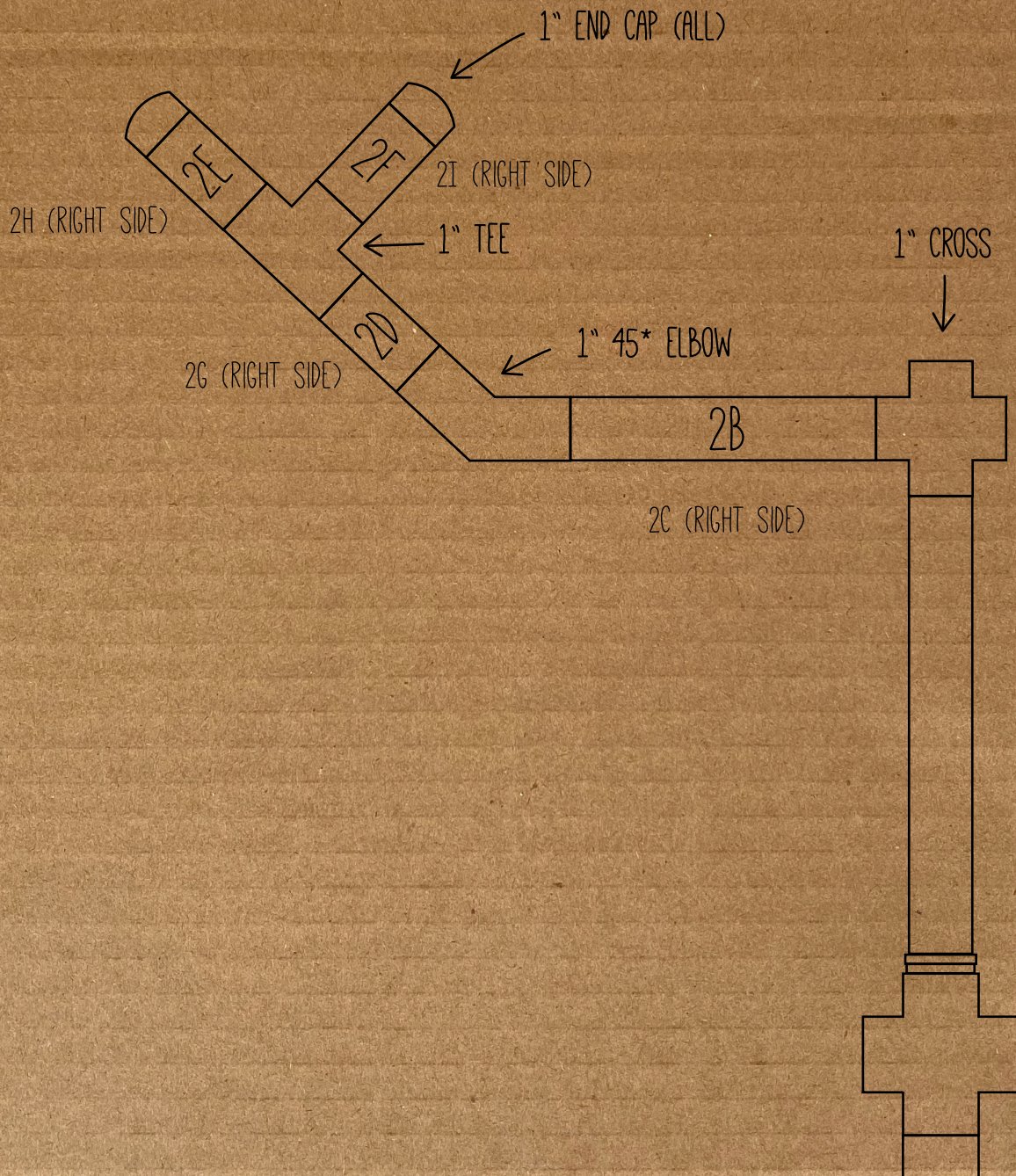
MIDDLE TRUNK (CONNECTED TO TRUNK)



TREE

MIDDLE BRANCHES (CONNECTED TO MIDDLE TRUNK)

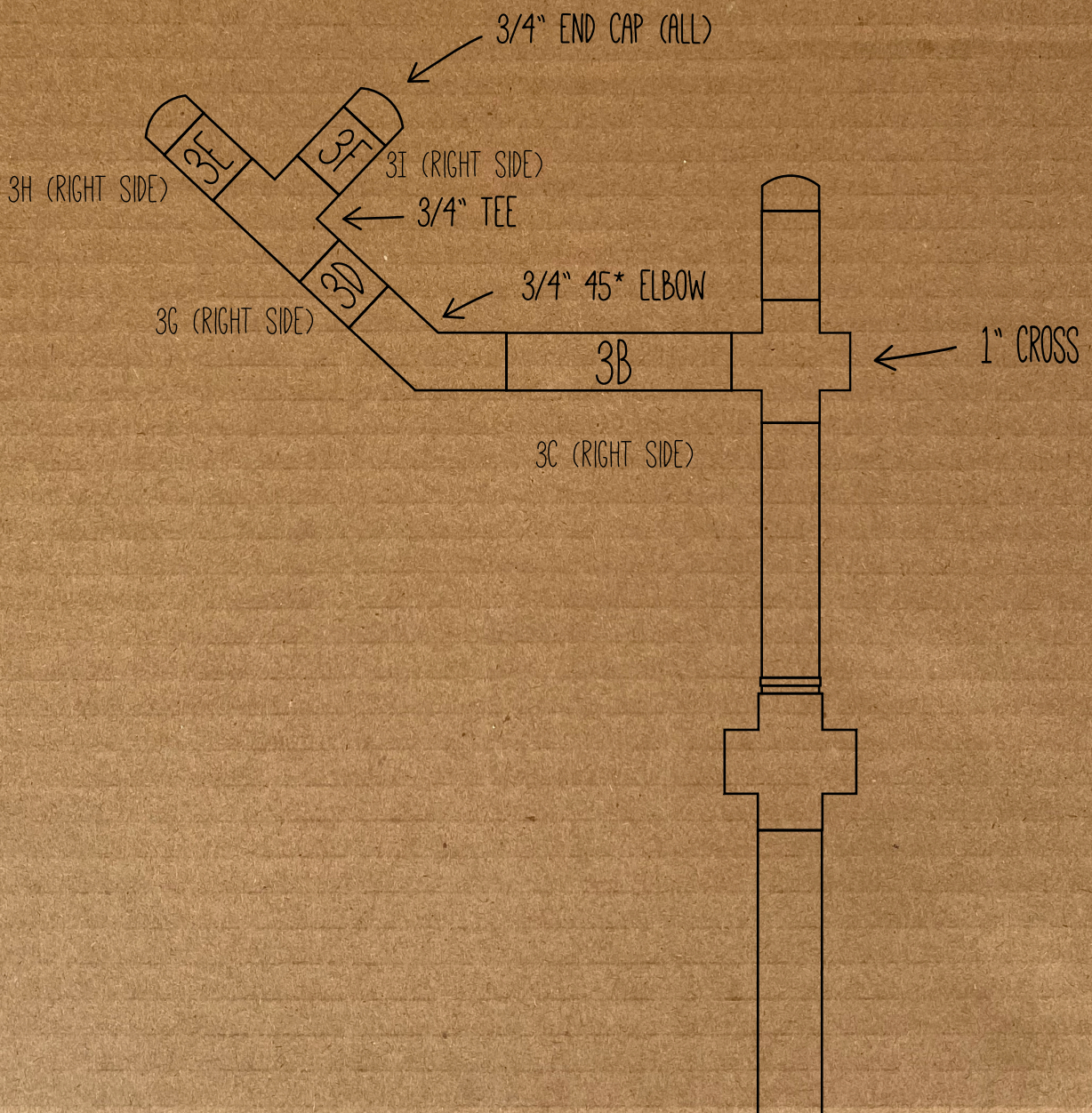
LEFT SIDE SHOWN, REPEAT FOR RIGHT SIDE



TREE


UPPER BRANCHES (CONNECTED TO UPPER TRUNK)

LEFT SIDE SHOWN, REPEAT FOR RIGHT SIDE




TREE

UPPER TRUNK (CONNECTED TO MIDDLE TRUNK)



TREE



CLEAN THE ROOTS

I drew chalk lines going towards the tree and added the four good attitudes (joy, generosity, kindness, forgiveness) on one side and the four bad attitudes (anger, unforgiveness, meanness and greed) on the other.




GOOD & BAD FRUIT

PRINT & PRECUT




1 WHITE PIPE CLEANER
CUT IN HALF





MAKE A HOLE PUNCH
IN THE STEM



BEND THE PIPE
CLEANER TO
MAKE A HOOK



PUT ABOUT 1" OF THE PIPE CLEANER THROUGH
THE HOLE AND TWIST IT INTO ITSELF



TREE LEAVES

For the tree leaves I spray painted bunches of poly fil fiber green and attached them to the ends of the tree with pipe cleaners.



YOU CAN USE PIPE CLEANERS OR CLOTHESPINS TO CONNECT THEM TOGETHER

BUNDLE INTO CHUNKS & SPRAY PAINT

THE POLY FIL IS SOMETIMES STIFF ENOUGH TO JUST PLACE ON TOP OF THE PIPE

GOOD FRUIT

What do we serve?

Good fruit, good fruit.

We don't ever serve the bad.

What do we serve?

Good fruit, good fruit.

The best fruit we ever had!

NO GOOD TREE BEARS
BAD FRUIT,
NOR DOES A BAD TREE
BEAR GOOD FRUIT.

LUKE 6:43

NO GOOD TREE BEARS
BAD FRUIT,
NOR DOES A BAD TREE
BEAR GOOD FRUIT.

LUKE 6:43

NO GOOD TREE BEARS
BAD FRUIT,
NOR DOES A BAD TREE
BEAR GOOD FRUIT.

LUKE 6:43

NO GOOD TREE BEARS
BAD FRUIT,
NOR DOES A BAD TREE
BEAR GOOD FRUIT.

LUKE 6:43