

# PRIESTLY DECISIONS

## PRIESTLY DECISIONS

### URIM & THUMMIM

---

#### FOCUS

EXODUS 28:30, NUMBERS 27:21, DEUTERONOMY 33:8  
& 1 SAMUEL 14:41

One of the ways the priests made decisions was to use the Urim and the Thummim!

#### MATERIALS

High Priest coloring page (1 per child)  
Tabernacle coloring page (1 per child)  
Large Tabernacle pieces (1 set per child)  
2 Stones and bag (1 set per child)  
Breastpiece (1 per child—optional)  
Crayons, black permanent marker, scissors, and tape

#### ACTIVITIES

##### 1. THE PRIEST

**TALK:** God told the high priest to put the Urim and the Thummim in the breastpiece. Urim means light and Thummim means perfection. These were similar to stones with writing on them and were used to tell the high priest God's will!

**ACTIVITY:** Color and cut out the priest then glue the breastpiece on top of the Urim and Thummim.

##### 2. THE TABERNACLE

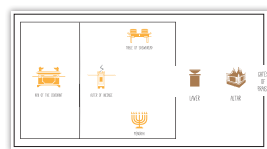

**TALK:** The high priest would wear the Urim and the Thummim when he entered the tabernacle and the presence of the Lord! It is like they became special because they were in God's presence!

**ACTIVITY:** Color the tabernacle and move the priest through the tabernacle from the Gates of Praise to the Ark of the Covenant in the Holy of Holies.

#### CORRESPONDING VERSE

ALSO PUT THE URIM AND THUMMIM IN THE BREASTPIECE, SO THEY MAY BE OVER AARON'S HEART WHENEVER HE ENTERS THE PRESENCE OF THE LORD. THUS AARON WILL ALWAYS BEAR THE MEANS OF MAKING DECISIONS FOR THE ISRAELITES OVER HIS HEART BEFORE THE LORD.

EXODUS 28:30



## ACTIVITIES

### 3. STONES

**TALK:** The Urim and the Thummim were thought to be stones that the High Priest carried, and even though they were small, God used them to help his people.

**ACTIVITY:** Write “Yes” and “No” on the Urim and “Go” and “Stay” on the Thummim. Let your Tiny Arrow practice writing the words too on the **provided worksheet**.



### 4. WALK IT OUT

**TALK:** Being a priest meant you had to make a lot of important decisions! The Urim and the Thummim helped the priest know God’s will and carried it with him when he went in the tabernacle!

**ACTIVITY:** Print and place the pieces of the tabernacle in the order of the diagram from the previous page. Go through a large scale version of tabernacle with the two stones.

**BONUS:** Make and put the breastpiece over the bag of stones.



### 5. QUESTIONS

**TALK:** The Urim and the Thummim were used by the priest for answering questions. A lot is not known about what kind of questions were asked of them, or how they responded, but some say they were used to answer yes or no questions. Just like Saul asked a question, they were used to answer.

**ACTIVITY:** Have child use the Urim and the Thummim to ask basic questions and see how the Urim and Thummim answers!

**OPTIONAL:** Hand out each child a bible verse to take home.

## CORRESPONDING VERSE

YOUR THUMMIM AND URIM BELONG TO YOUR FAITHFUL SERVANT.

DEUTERONOMY 33:8

HE IS TO STAND BEFORE ELEAZAR THE PRIEST, WHO WILL OBTAIN DECISIONS FOR HIM BY INQUIRING OF THE URIM BEFORE THE LORD. AT HIS COMMAND HE AND THE ENTIRE COMMUNITY OF THE ISRAELITES WILL GO OUT, AND AT HIS COMMAND THEY WILL COME IN.

NUMBERS 27:21

THEN SAUL PRAYED TO THE LORD, THE GOD OF ISRAEL, “WHY HAVE YOU NOT ANSWERED YOUR SERVANT TODAY? IF THE FAULT IS IN ME OR MY SON JONATHAN, RESPOND WITH URIM, BUT IF THE MEN OF ISRAEL ARE AT FAULT, RESPOND WITH THUMMIM.” JONATHAN AND SAUL WERE TAKEN BY LOT, AND THE MEN WERE CLEARED.

1 SAMUEL 14:41

YOUR THUMMIM AND URIM  
BELONG TO YOUR  
FAITHFUL SERVANT.

DEUTERONOMY 33:8



# HIGH PRIEST

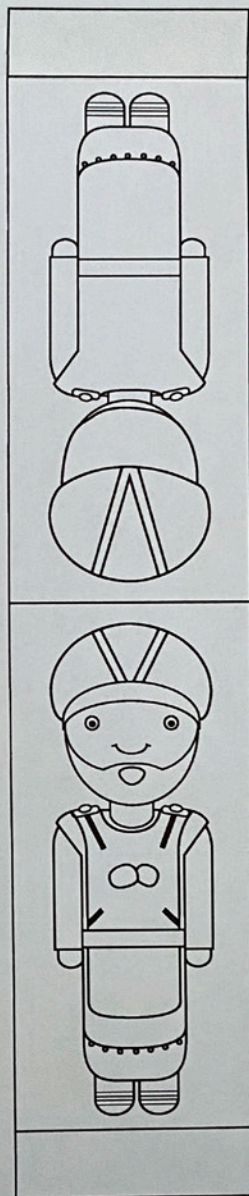
PRINT



THE HIGH PRIEST

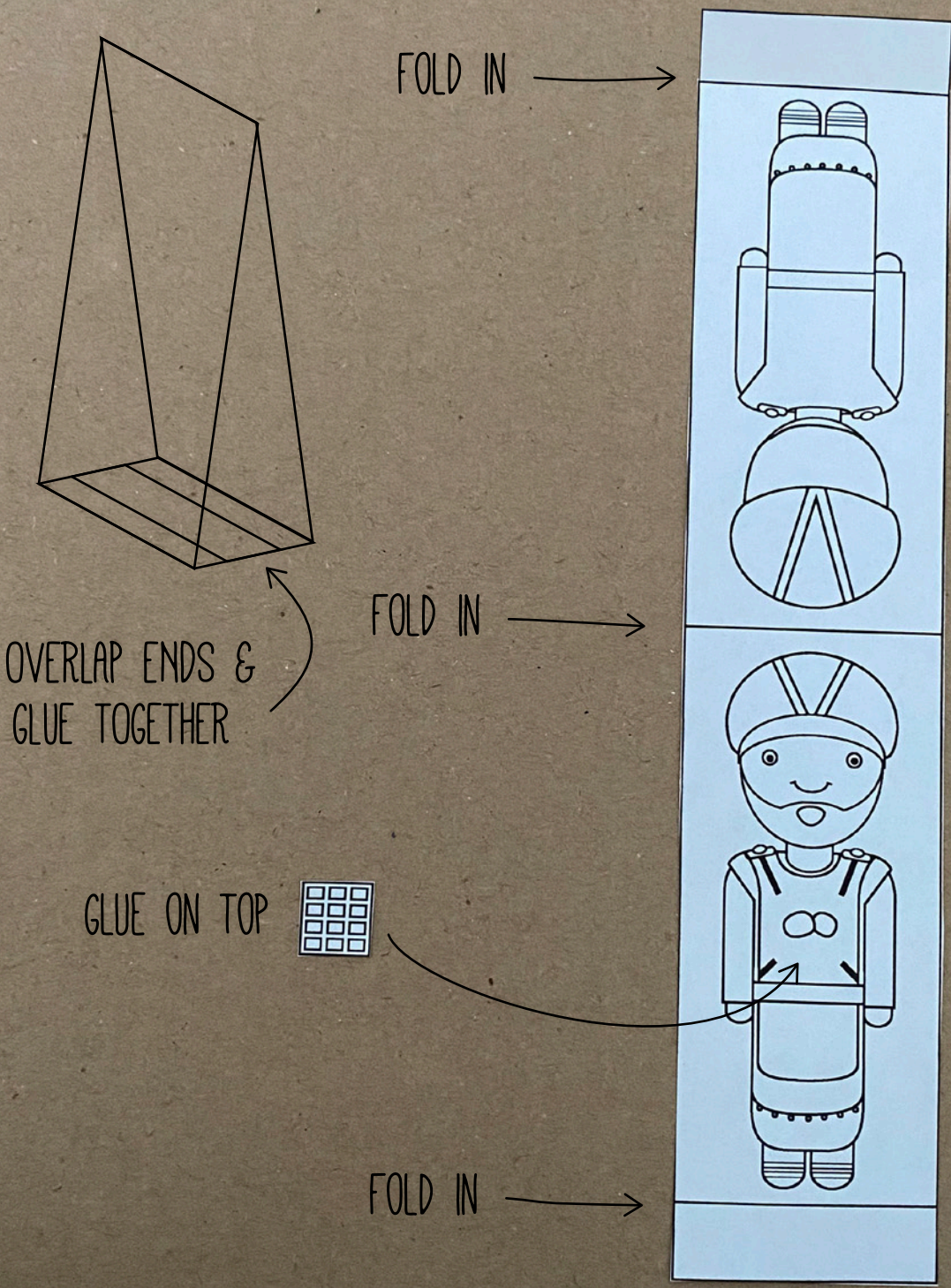


CUT OUT






# HIGH PRIEST







# HIGH PRIEST

PLACE ON TOP OF  
TABERNACLE DIAGRAM





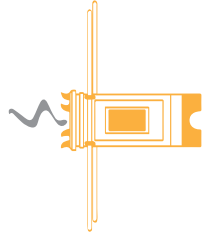
# THE HIGH PRIEST







ARK OF THE COVENANT



ALTER OF INCENSE




TABLE OF SHEWBREAD



MENORAH



LAVER



ALTAR

GATES OF PRAISE




# URIM & THUMMIM


2 SMALL STONES



YARN OR STRING



SMALL POUCH





# URIM & THUMMIM

WRITE "YES" ON 1 SIDE  
OF STONE 1



WRITE "GO" ON 1 SIDE  
OF STONE 2



WRITE "NO" ON OTHER SIDE  
OF STONE 1



WRITE "STAY" ON OTHER  
SIDE OF STONE 2



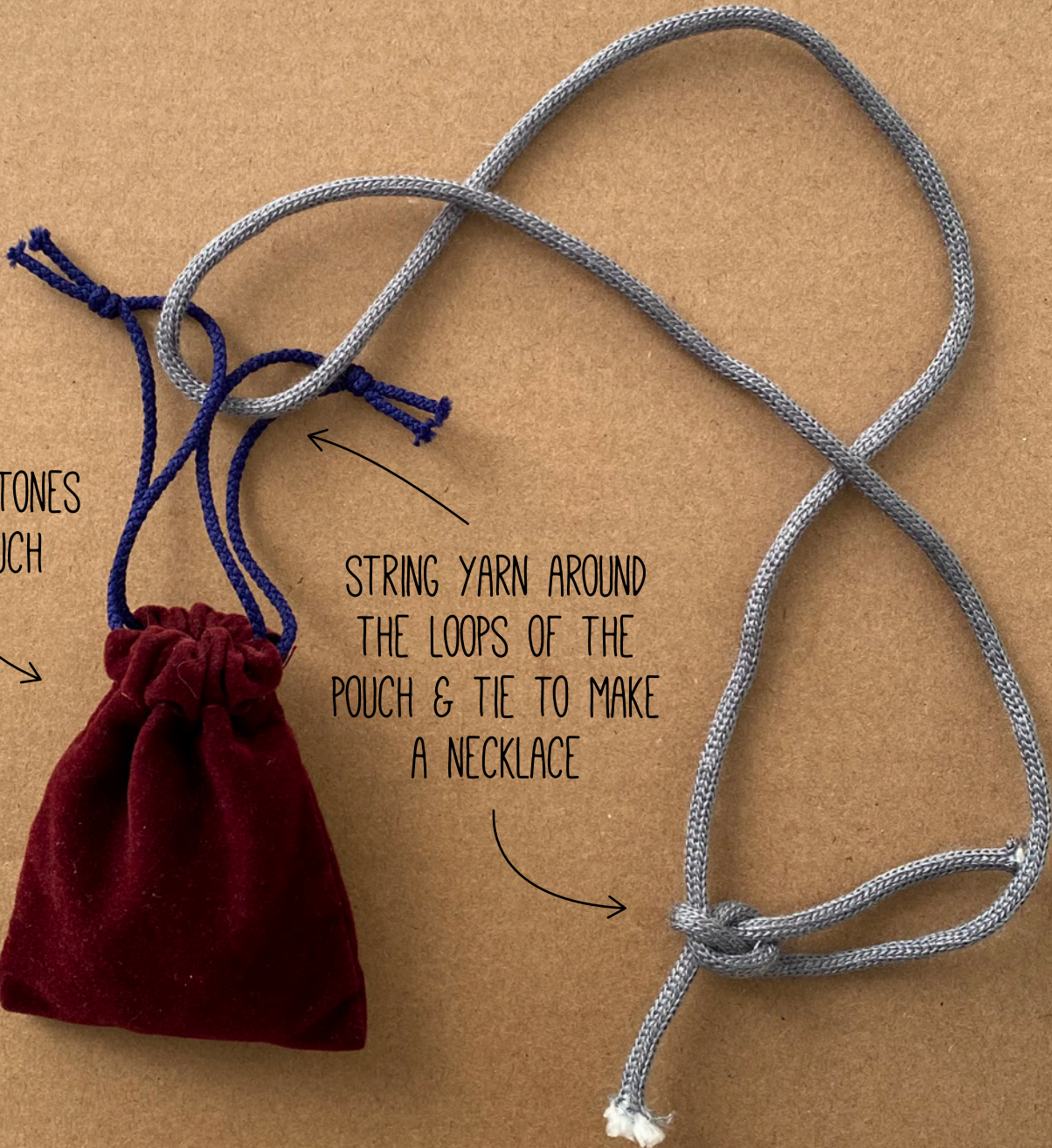



# URIM & THUMMIM

PLACE STONES  
IN POUCH



STRING YARN AROUND  
THE LOOPS OF THE  
POUCH & TIE TO MAKE  
A NECKLACE





LET YOUR TINY ARROW PRACTICE HANDWRITING!

Yes Yes

No No


Stay Stay

Go Go


EXTRA PRACTICE!

Blank handwriting practice lines consisting of a solid top line, a dashed middle line, and a solid bottom line.



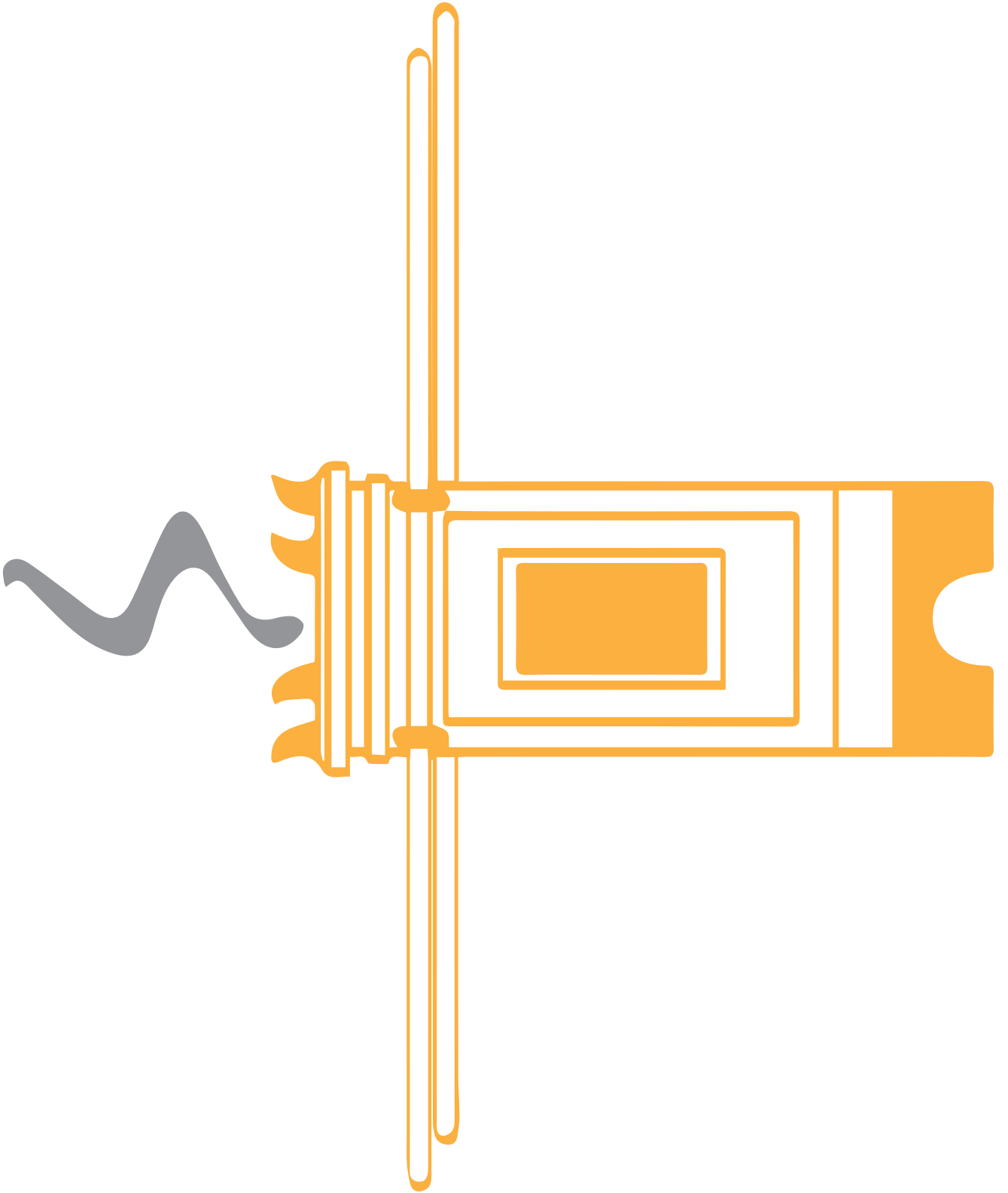





















# BREASTPIECE

1 PIECE YELLOW, BLUE, PURPLE & RED PAPER

1 PIECE WHITE CARDSTOCK




4 SETS OF  
SMALL  
GROMMETS





# BREASTPIECE

PLACE & SECURE THE SMALL GROMMETS IN THE  
FOUR CORNERS OF THE 7" X 7" WHITE CARDSTOCK





# BREASTPIECE

CUT THE 7" X 7"  
YELLOW, BLUE, PURPLE  
& RED PAPERS INTO  
THIN STRIPS





# BREASTPIECE

GLUE THE YELLOW, BLUE, PURPLE & RED PAPERS STRIPS ONTO THE FRONT OF THE BREASTPIECE



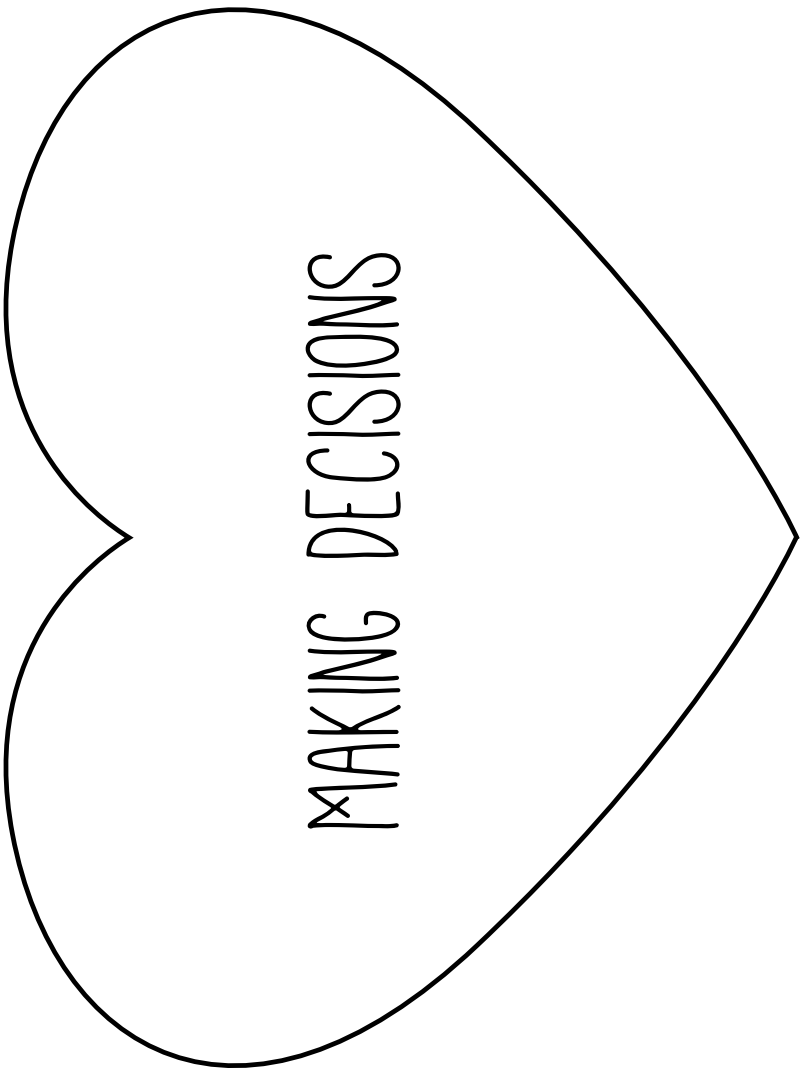


# BREASTPIECE

PRECUT THE MAKING DECISIONS HEART &  
GLUE ONTO THE BACK OF THE BREASTPIECE







MAKING DECISIONS



# BREASTPIECE

2 2" WOODEN RINGS  
PAINTED GOLD



40 GOLD BEADS



3 16" PIECES OF  
YELLOW STRING




1 32" PIECE OF  
BLUE STRING



# BREASTPIECE

BEAD 20 BEADS ONTO EACH  
16" STRING  
(CAN USE LESS TO MAKE IT SMALLER)





# BREASTPIECE

TIE A DOUBLE KNOT OF THE STRING TO  
EACH WOODEN RING





# BREASTPIECE

TIE A DOUBLE KNOT OF THE LAST 16" YELLOW STRING TO EACH OF THE WOODEN RINGS

(ADJUST THE SIZE TO FIT ON THE BACK OF YOUR TINY ARROW—  
THE RINGS GO ON THE SHOULDERS)





# BREASTPIECE



FLIP THE BREASTPIECE OVER & STRING THE  
32" BLUE YARN THROUGH THE GROMMETS



# BREASTPIECE



TIE A DOUBLE KNOT  
OF THE YELLOW STRINGS TO THE GROMMETS




# BREASTPIECE

PRINT & PRE-CUT THE BOXES OF NAMES



1. LEVI	2. SIMEON	3. REUBEN
4. NAPHTALI	5. DAN	6. JUDAH
7. ISSACHAR	8. ASHER	9. GAD
10. BENJAMIN	11. JOSEPH	12. ZEBULUN

12 STICKY GEMS  
(VARIOUS COLORS)





# BREASTPIECE



GLUE THE  
BOXES OF  
NAMES IN  
ORDER

1. LEVI

2. SIMEON

3. REUBEN

4. NAPHTALI

5. DAN

6. JUDAH

7. ISSACHAR

8. ASHER

9. GAD

10. BENJAMIN

11. JOSEPH

12. ZEBULUN



1. LEVI

2. SIMEON

3. REUBEN

4. NAPHTALI

5. DAN

6. JUDAH

7. ISSACHAR

8. ASHER

9. GAD

10. BENJAMIN

11. JOSEPH

12. ZEBULUN



# BREASTPIECE



STICK THE  
GEMS IN  
ORDER



YOUR THUMMIM AND URIM  
BELONG TO YOUR  
FAITHFUL SERVANT.

DEUTERONOMY 33:8

YOUR THUMMIM AND URIM  
BELONG TO YOUR  
FAITHFUL SERVANT.

DEUTERONOMY 33:8

YOUR THUMMIM AND URIM  
BELONG TO YOUR  
FAITHFUL SERVANT.

DEUTERONOMY 33:8

YOUR THUMMIM AND URIM  
BELONG TO YOUR  
FAITHFUL SERVANT.

DEUTERONOMY 33:8