



# WORD OF GOD WEEK 1



# WORD OF GOD

## WORD OF GOD WEEK 1

### HARD ROCK

---

#### FOCUS

JOSHUA 1:9, PSALM 18:32 & 118:22, MATTHEW 7:24-26  
& 1 PETER 2:7-8

The Word of God is like a rock! It is strong, firm and a foundation!

#### MATERIALS

Hard Rock picture  
Large and small rock  
Small rock with scripture (1 per child)  
2 demonstration rocks (with tools to break it), play-doh, a red chair and a green chair (or something similar)  
Storm music  
Joshua actor and rock with scripture  
Stepping stone and Popsicle stick (1 per child)  
Word of God box (1 per child)  
Crayons and chalk

#### ACTIVITIES

##### 1. INTRODUCTION

**TALK:** Ask the children if they know how the Word of God is like a rock.

**ACTIVITY:** Show children the Hard Rock picture and hang nearby for them to see.

##### 2. STRONG

**TALK:** Standing on God's Word is like standing on a rock. Rock's are hard, strong and firm, just like God's word! We can be strengthened and secured by His word!

**ACTIVITY:** Pass out a rock for each child to feel. Then stand on a larger rock, allowing each child to take turns standing on it too.

#### CORRESPONDING VERSE



IT IS GOD WHO ARMS ME  
WITH STRENGTH AND KEEPS  
MY WAY SECURE.

PSALM 18:32

## ACTIVITIES

### 3. FIRM

**TALK:** God's word is firm like a rock. If He gives you a scripture, you can stand on it as a firm foundation! With His word as a foundation, you can stand tall!

**ACTIVITY:** Have each child find a rock with the verse "Foundation on the Rock" written on it.



## CORRESPONDING VERSE

YET IT DID NOT FALL,  
BECAUSE IT HAD ITS  
FOUNDATION ON THE ROCK

MATTHEW 7:25

### 4. NO LONGER STRONG

**TALK:** Obeying God's word makes us stand on a strong foundation. Disobeying God's word is like tearing away or breaking the foundation. It is no longer stable and becomes something you can stumble on.

**ACTIVITY:** Show children the rock with "Walk straight ahead and sit on the red chair" message on it and have one child demonstrate obeying the message on the rock. Have a second child demonstrate walking straight ahead and sitting on the red chair then picking up the chair and moving it to a different location. Then add play-doh to the rock and show how it is no longer completely strong because we added to it. Then have a third child demonstrate not going straight to sit on the red chair like the message says, but to turn and sit on a nearby green chair. This is disobeying the message and causing the rock to break. Now, break the rock and show how it becomes jagged and broken and easy to trip over.

"A STONE THAT CAUSES PEOPLE  
TO STUMBLE AND A ROCK  
THAT MAKES THEM FALL."  
THEY STUMBLE BECAUSE THEY  
DISOBEY THE MESSAGE—WHICH  
IS ALSO WHAT THEY WERE  
DESTINED FOR.

1 PETER 2:8

### 5. NO LONGER FIRM

**TALK:** What if God told us to do something and we did not put it into practice or we change what he told us to do but still call it his command? We are changing the rock we stand on. We might be breaking it in half by only doing part of it, or adding something that is not there and making it no longer firm. We could also be chipping away at it until it is no longer a rock, but sand.

**ACTIVITY:** Take the duplicate rock from the previous activity. Instead of walking to the red chair, have a child demonstrate running to the red chair. Then chip away at the "walk" to show them how it is changed and the chipped parts are more like sand. Then have a child demonstrate not sitting on the red chair but standing on it or next to it and chip away at the "sit" part of the rock.

BUT ANYONE WHO HEARS  
THESE WORDS OF MINE AND  
DOES NOT PUT THEM INTO  
PRACTICE IS LIKE A FOOLISH  
MAN WHO BUILT HIS HOUSE  
ON THE SAND.

MATTHEW 7:26

## ACTIVITIES

### 6. STORM

**TALK:** If we plant our house on God's word and do what He tells us then during a storm we will be fine. But, if we had changed His word we might stumble and the house may sway back and forth. If we had chipped away at His word and all we have left is sand, then the house will not stand but fall.

**ACTIVITY:** Write "foundation on the rock" in chalk and draw a large circle around it (large enough for the children to stand in together). Then draw a second circle the same size and write "stumble" then draw a third circle the same size and write "sand". Have the children start by standing in the first circle and play a thunderstorm sound track and have everyone remain standing tall. Then, while the music is still playing, have everyone run to the second circle and rock back and forth with the wind but remain standing. Then have everyone run to the third circle and sway back and forth and fall down with a great crash!

### 7. JOSHUA

**TALK:** When Joshua was told to lead the Israelites and to fight for their inheritance God told him to be strong and courageous.

**ACTIVITY:** Have children find a rock with a verse with "Be strong and courageous" on it and bring it to Joshua. Have the Joshua actor say why that verse made him strong and courageous when he fought Jericho.



## CORRESPONDING VERSE

THEREFORE EVERYONE WHO HEARS THESE WORDS OF MINE AND PUTS THEM INTO PRACTICE IS LIKE A WISE MAN WHO BUILT HIS HOUSE ON A ROCK. THE RAIN CAME DOWN, THE STREAMS ROSE, AND THE WINDS BLEW AND BEAT AGAINST THAT HOUSE; YET IT DID NOT FALL, BECAUSE IT HAD ITS FOUNDATION ON THE ROCK.

MATTHEW 7:24-25

BE STRONG AND COURAGEOUS. DO NOT BE AFRAID; DO NOT BE DISCOURAGED, FOR THE LORD YOU GOD WILL BE WITH YOU WHEREVER YOU GO."

JOSHUA 1:9

### 8. FOUNDATION

**TALK:** We should stand firm on what God tells us in His word and not change it or add to it.

**ACTIVITY:** Have children make a stepping stone by writing a verse or word in a semi-dry concrete stepping stone.

THE STONE THE BUILDERS REJECTED HAS BECOME THE CORNERSTONE

PSALM 118:22

### 9. LIKE A ROCK

**TALK:** We need to remember to obey the Word of God and to stand on it like it is a rock! Like it is our foundation!

**ACTIVITY:** Paint and decorate the verse box and add the rock sticker to the first section. Keep this box for the next two weeks to add to it.



NOW TO YOU WHO BELIEVE, THIS STONE IS PRECIOUS


1 PETER 2:7

**OPTIONAL:** Hand out each child a bible verse to take home.

YET IT DID NOT FALL,  
BECAUSE IT HAD ITS  
FOUNDATION ON THE ROCK

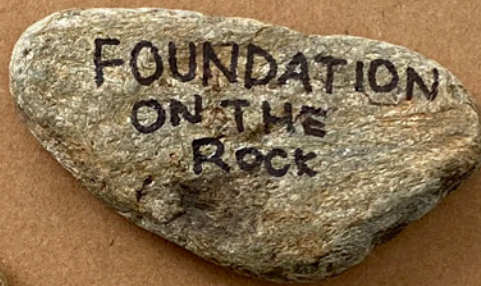

MATTHEW 7:25

HARD ROCK

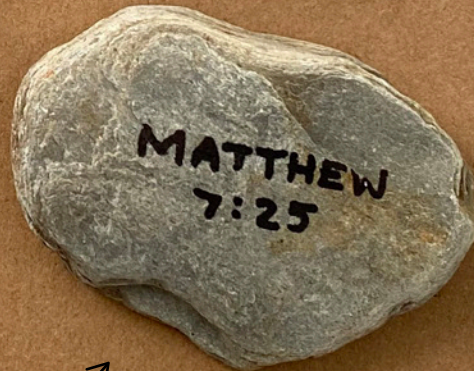



# ROCK


WRITE "FOUNDATION ON  
THE ROCK" ON ONE SIDE



1 ROCK  
PER CHILD



WRITE "MATTHEW  
7:25" ON THE  
OTHER SIDE



# NO LONGER STRONG/FIRM

I picked two different rocks and wrote “Walk straight ahead and sit on the red chair” on both. The first rock was easy to break, and the second easy to chip away at. I used a mallet and chissel to break the first and chip away at the second.



GREEN CHAIR

ROCK FOR  
BREAKING

ROCK FOR CHIPPING  
AWAY AT

RED CHAIR

# STORM

I wrote “Foundation on the rock” on the first large circle in chalk, “Stumble” on the second and “Sand” on the third. I found storm music online and played it on a speaker while we pretended to not be shaken, were shaken, and fell down.





# JOSHUA

After Moses died, I was in charge of leading the Israelites into the promised land. I had visited the land before and knew we had to fight giants and cities with large walls. But when God told me to be strong and courageous, I had no fear because I stood on the rock of His word. When I saw the walls of Jericho I was not afraid, I was strong and courageous! The walls represented the disobedient people and came crashing down.

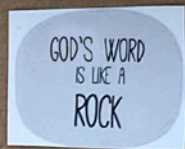

# STEPPING STONE

We used 1 bag of Quikrete (which made about 5 tins worth), aluminum pie tins (dollar store) and cooking spray. First we made the concrete mixture until it was a muddy consistency, then we sprayed the cooking spray on the bottom and sides of the tins and poured the concrete inside. After about 20 minutes the mixture was the right texture to write on using Popsicle sticks.




# WORD OF GOD BOX

BOX WITH 3 SECTIONS  
(4X6 OR SOMETHING SIMILAR)




"GOD'S WORD IS  
LIKE A ROCK"  
STICKER



PRINT/USE TEMPLATE  
TO MAKE THE ROCK  
SHAPE ON CARDSTOCK  
(5 PER CHILD)

# WORD OF GOD BOX

PUT ROCK CARDSTOCK PAPER  
IN FIRST SECTION



PUT STICKER ON LEFT  
SIDE OF THE BOX





YET IT DID NOT FALL,  
BECAUSE IT HAD ITS  
FOUNDATION ON THE ROCK

MATTHEW 7:25

YET IT DID NOT FALL,  
BECAUSE IT HAD ITS  
FOUNDATION ON THE ROCK

MATTHEW 7:25

YET IT DID NOT FALL,  
BECAUSE IT HAD ITS  
FOUNDATION ON THE ROCK

MATTHEW 7:25

YET IT DID NOT FALL,  
BECAUSE IT HAD ITS  
FOUNDATION ON THE ROCK

MATTHEW 7:25