



WORD OF GOD WEEK 3



WORD OF GOD

WORD OF GOD WEEK 3

SWEET AS HONEY

FOCUS

EXODUS 3:12, PSALM 119:10 & 119:103, PROVERBS 8:17,
MATTHEW 6:33, LUKE 11:28, PHILEMON 1:6 &
HEBREWS 13:21-22

The Word of God is sweet as honey!
When we accomplish His Word it
becomes sweet to us!

MATERIALS

Sweet as Honey picture
Honey (1 bite and jar per child)
Honey process coloring page (1 per child)
Bee hat and honey sac (1 set per child)
2 Flowers (1 with first verse, 1 with Moses verse)
Yellow or orange play-doh
Beehive verse (1 per child)
Moses actor and honey verse
Word of God box (1 per child) from previous class
Crayons and chalk

ACTIVITIES

1. INTRODUCTION

TALK: Ask the children if they know how the Word of God is sweet like honey.


ACTIVITY: Show children the Sweet as Honey picture and hang nearby for them to see.

2. SWEET

TALK: God's word is sweet like honey. When we do what it says and reread his word it is sweet to us!

ACTIVITY: Have children taste honey.

CORRESPONDING VERSE



HOW SWEET ARE YOUR
WORDS TO MY TASTE,
SWEETER THAN HONEY
TO MY MOUTH!


PSALM 119:103

ACTIVITIES

3. HONEY PROCESS

TALK: The honey bee goes out to find nectar. Once he slurps some up he brings it back to his friends in the hive. They take turns chewing on it. Slowly the nectar turns to honey and they put it in a little shell of wax and seal it for later.

ACTIVITY: Have the children color the coloring page.



CORRESPONDING VERSE

BUT SEEK FIRST HIS KINGDOM
AND HIS RIGHTEOUSNESS

MATTHEW 6:33

4. BEES

TALK: God made bees very special! When a bee is collecting nectar to turn into honey, they put it into a special honey sac where they store it!

ACTIVITY: Have children assemble the bee hats and color their honey sac.



I LOVE THOSE WHO LOVE
ME, AND THOSE WHO SEEK
ME FIND ME.

PROVERBS 8:17

5. COLLECT

TALK: Sometimes finding God's word requires us to look for it!

ACTIVITY: Have the children run around a large area and find a flower. Using straws, have them use their mouths to suck a piece of nectar (yellow paper) from the flower, place it in their honey sac and bring it back to their desk.



EQUIP YOU WITH
EVERYTHING GOOD FOR
DOING HIS WILL, AND MAY
HE WORK IN US WHAT IS
PLEASING TO HIM.

HEBREWS 13:21-22

6. CHEW

TALK: Sometimes we need to sit and think about what God's word told us to do, then share it with our friends. Our friends can help us find out what God is telling us to do.

ACTIVITY: Help the children to read the saying on their nectar paper in the correct order, "Make a beehive out of play-doh." Have child think about the command, then do it.

I PRAY THAT YOUR
PARTNERSHIP WITH US
IN THE FAITH MAY BE
EFFECTIVE IN DEEPENING YOUR
UNDERSTANDING OF EVERY
GOOD THING WE SHARE FOR
THE SAKE OF CHRIST.

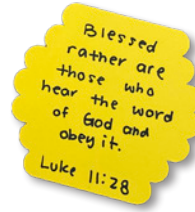
PHILEMON 1:6

ACTIVITIES

7. SWEET

TALK: Once they have made the beehive, have them reread the saying. The words are sweet to them since they accomplished what was written!

ACTIVITY: Have kids find the verse with “Blessed rather are those who hear the word of God and obey it. Luke 11:28” from the beehive.



CORRESPONDING VERSE

“BLESSED RATHER ARE THOSE WHO HEAR THE WORD OF GOD AND OBEY IT!”

LUKE 11:28

8. MOSES

TALK: Moses received a word from God about when he had finished delivering the Israelites out of Egypt, Moses would know God had helped him because they would worship God on the mountain Moses was standing on. When Moses saw that mountain I am sure he remembered what God had told him and that word became sweet to him!

ACTIVITY: Have children find the Exodus 3:12 verse and bring it to Moses. Have Moses actor say why that scripture is sweet to him. How he had worked so hard after he heard that scripture and when he saw the mountain he knew God’s word was sweet.



AND GOD SAID, “I WILL BE WITH YOU. AND THIS WILL BE THE SIGN TO YOU THAT IT IS I WHO HAVE SENT YOU: WHEN YOU HAVE BROUGHT THE PEOPLE OUT OF EGYPT, YOU WILL WORSHIP GOD ON THIS MOUNTAIN.”

EXODUS 3:12

9. WORD BOX

TALK: We need to remember to do the Word of God! It is as sweet as honey!

ACTIVITY: Add the hive sticker to the third section.

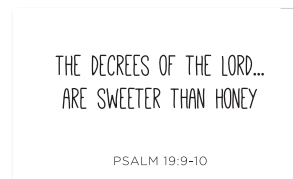
BONUS: Give each child a small jar of honey!







THEY ARE MORE PRECIOUS THAN GOLD, THEN MUCH PURE GOLD; THEY ARE SWEETER THAN HONEY, THEN HONEY FROM THE HONEYCOMB.

PSALM 19:10

OPTIONAL: Hand out each child a bible verse to take home.



SWEET AS HONEY



BEE


PRINT & CUT OUT



BLACK BRAD


BEE

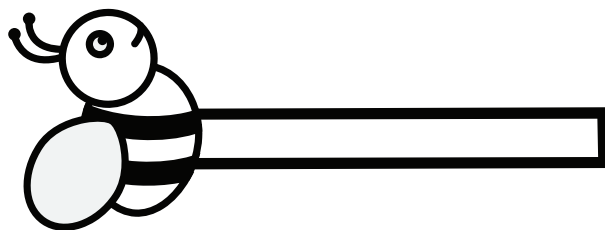
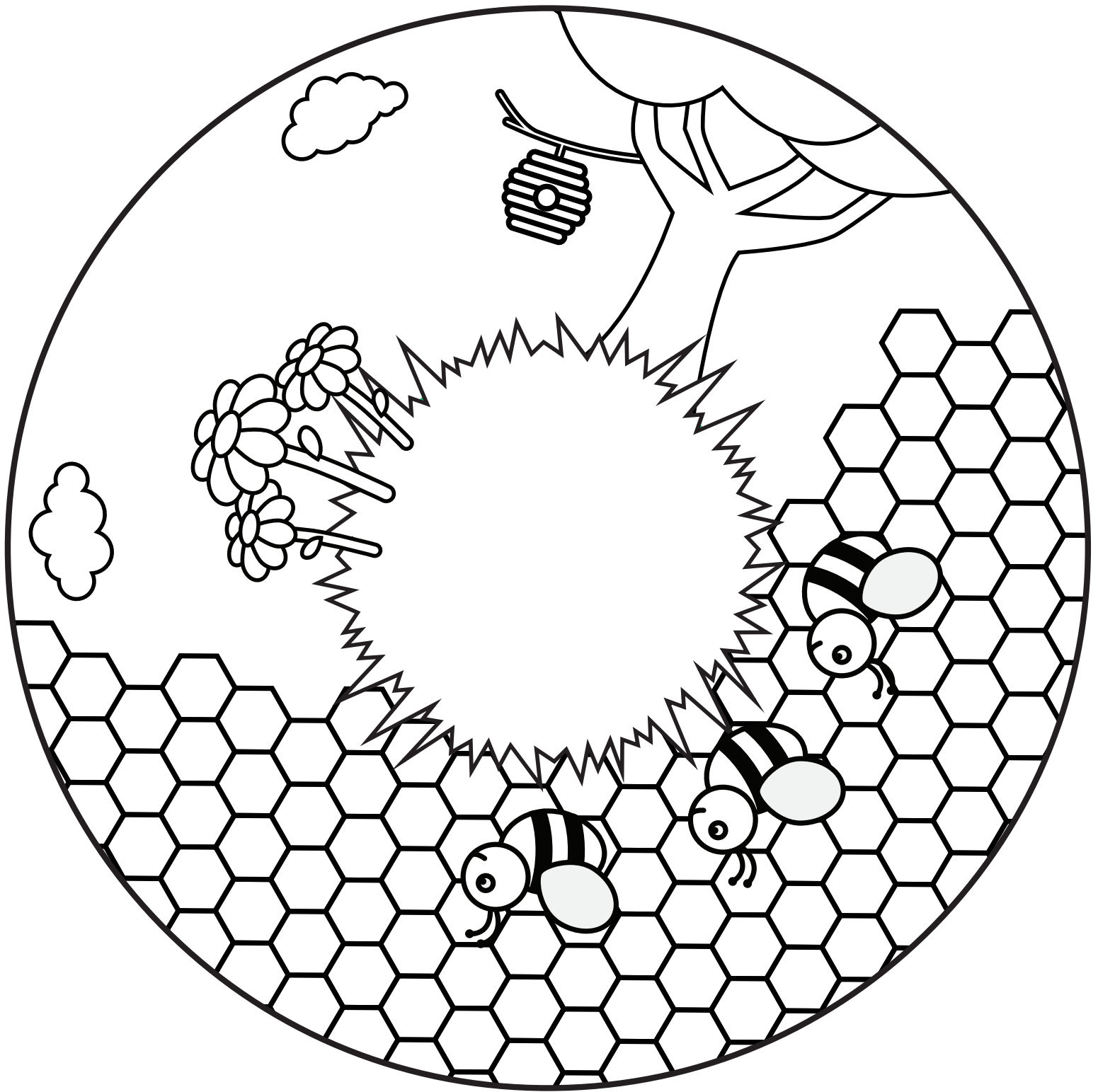
PLACE THE BOTTOM OF THE BEE IN
THE MIDDLE OF THE CIRCULAR
PAPER & USE A HOLE PUNCH TO
MAKE A HOLE THROUGH BOTH
PIECES OF PAPER



BEE



CONNECT BOTH PIECES
WITH THE BRAD






BEE HAT

9" X 12" BLACK & YELLOW CONSTRUCTION PAPER



BEE HAT


CUT 2 STRIPS OF
YELLOW PAPER
(12" X 1")



CUT 2 STRIPS OF
BLACK PAPER
(4" X 1")




CUT 2 BLACK
CIRCLES
(APPROX 1.5")




BEE HAT

GLUE THE CIRCLES ON THE
SMALL BLACK STRIPS



TAPE OR STAPLE
THE BLACK STRIPS
TO THE YELLOW

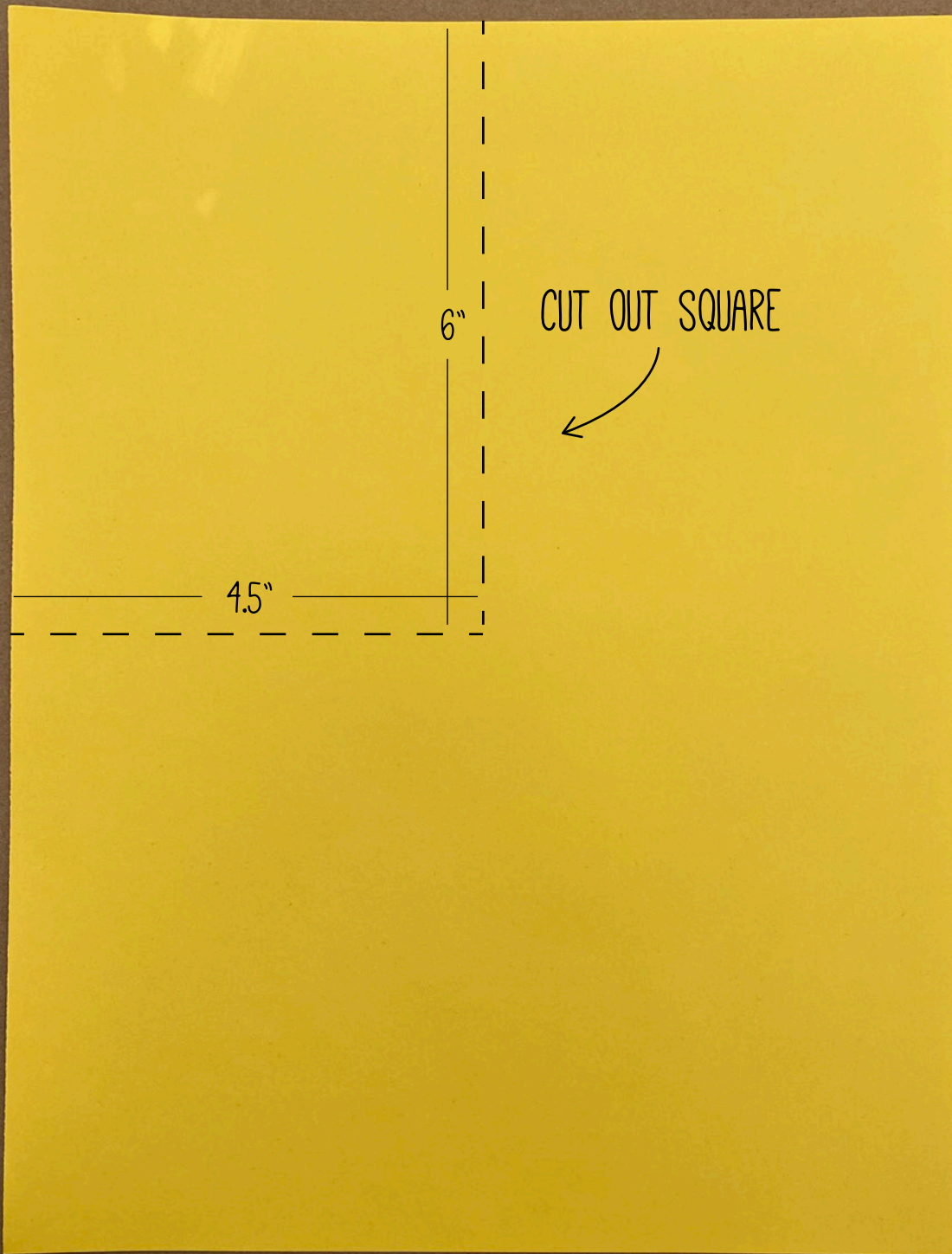
TAPE OR STAPLE
THE 2 YELLOW
STRIPS TOGETHER



TAPE OR STAPLE THE ENDS OF THE
YELLOW STRIPS TO FIT THE CHILD'S HEAD

BEE POUCH


9" X 12" YELLOW CONSTRUCTION PAPER




21" YELLOW YARN



BEE POUCH

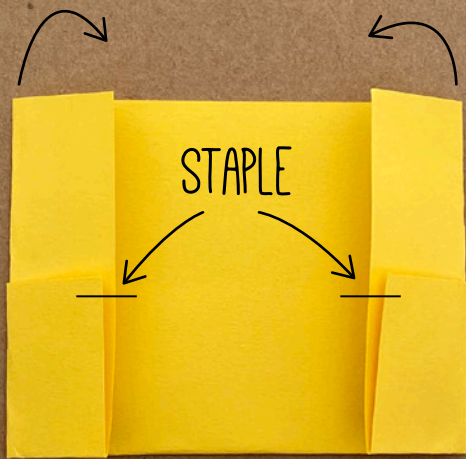


FOLD THE BOTTOM
THIRD UP




BEE POUCH


TURN AROUND &
FOLD 1" IN ON EACH SIDE




FORMS A POCKET



PUNCH TWO HOLES NEAR THE
TOP WITH A HOLE PUNCH



BEE POUCH



TIE


STRING YARN
THROUGH HOLES

FLOWER

PINK (OR COLORED) PAPER

YELLOW PAPER

GREEN PAPER CUP



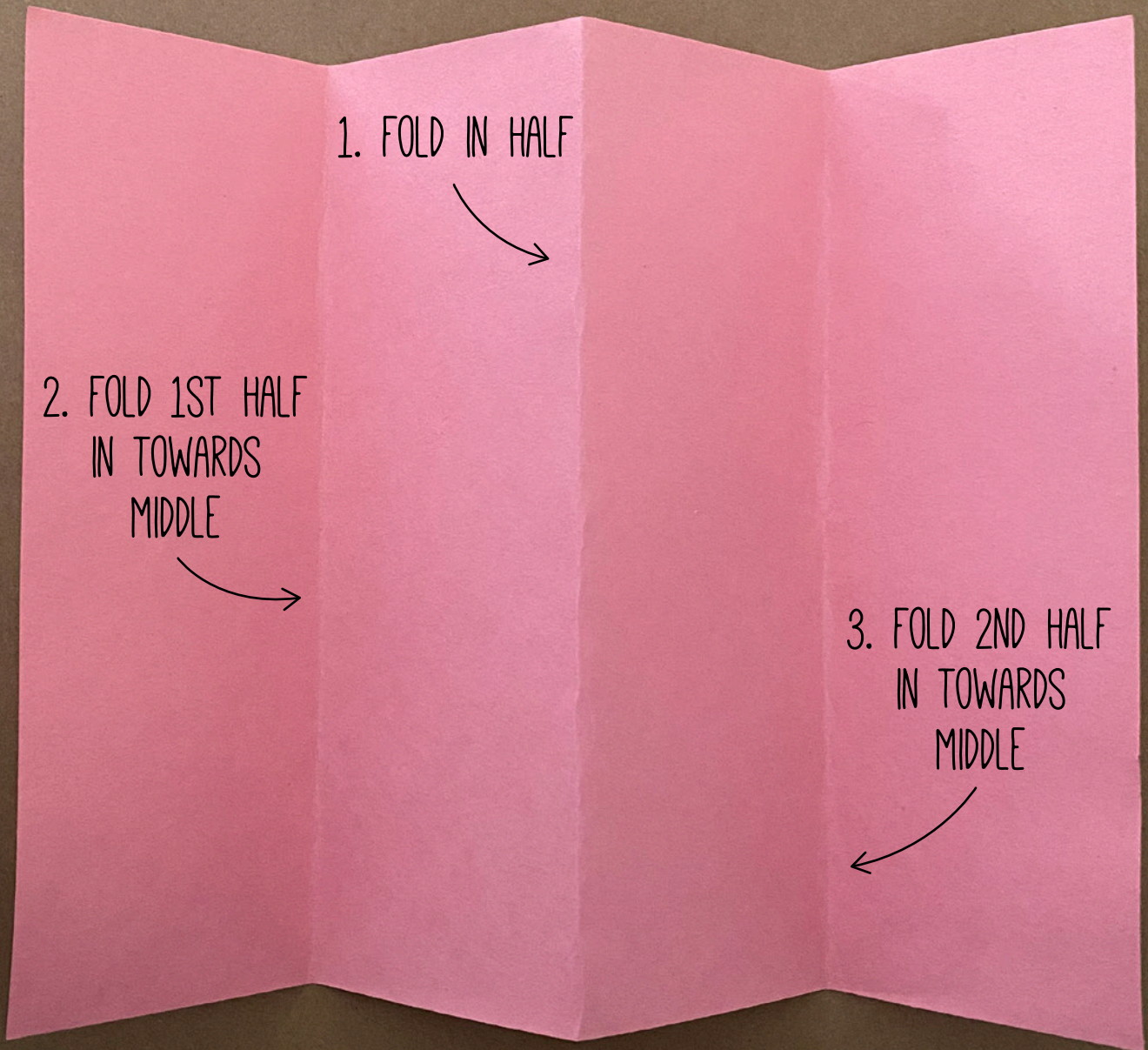

YELLOW BEAD

(ONLY IF YOU
NEED EXTRA
WEIGHT SO IT
DOES NOT
BLOW AWAY)

YELLOW
YARN

FLOWER

FOLD IN 4TH'S, LIKE AN ACCORDION



1. FOLD IN HALF



2. FOLD 1ST HALF
IN TOWARDS
MIDDLE




3. FOLD 2ND HALF
IN TOWARDS
MIDDLE


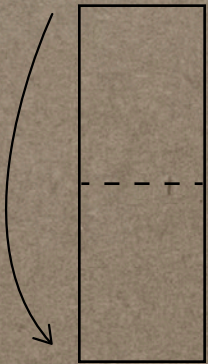


FLOWER

WITH THE PINK PAPER FOLDED INTO 4TH'S, FOLD IN HALF



FOLD IN HALF





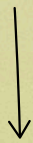
CUT OUT A
PETAL SHAPE

(THIS WILL MAKE
8 IDENTICAL PETALS
FOR THE FLOWER)



FLOWER

USE THE TOP OF THE CUP TO TRACE
A CIRCLE ON THE YELLOW PAPER




ONCE TRACED, CUT OUT

FLOWER



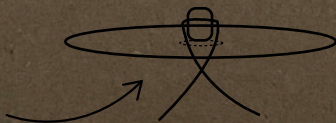
USE A HOLE PUNCH TO MAKE
A HOLE IN THE MIDDLE OF
THE YELLOW CIRCLE



STRING THE
YARN THROUGH
THE BEAD



STRING BOTH ENDS OF
THE YARN THROUGH
THE CIRCLE & TIE



FLOWER

TAPE PETALS TO THE
RIM OF THE CUP




TRY TO MAKE
SURE THE
PETALS ARE
CLOSE TOGETHER

FLOWER

PLACE YELLOW
CIRCLE ON THE TOP
OF THE CUP

THE BEAD WILL
HELP WEIGH IT
DOWN



WRITE ONE WORD ON EACH PETAL TOP:

(1) MAKE (2) A (3) BEEHIVE (4) OUT (5) OF (6) PLAY-DOH

REWORD TO FIT HOW MANY CHILDREN ARE ATTENDING
SO EACH CHILD HAS ONE WORD TO READ


BEE HIVE

I used a hexagon princess tent framework and 3 yellow tablecloths.

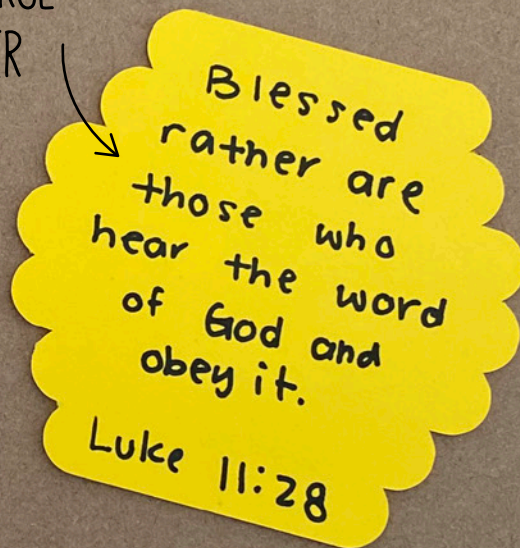


BEE HIVE VERSE

PRINT/USE TEMPLATE TO MAKE THE
HONEY SHAPE ON CARDSTOCK



WRITE VERSE
ON PAPER




MOSES

When I met God at the burning bush, He told me that I would know it was Him who sent me when I came back to this mountain with my entire family, the Israelites. When we finally left Egypt and came back to this mountain I knew that God had sent me and His word became sweet to me! As sweet as honey.

BEE HIVE MOSES VERSE

PRINT/USE TEMPLATE TO MAKE THE
HONEY SHAPE ON CARDSTOCK



WRITE VERSE
ON PAPER



I will be with
you. And this will
be the sign to you
that it is I who have
sent you: when you
have brought the people
out of Egypt, you will
worship God on
this mountain.
Exodus 3:12

WORD OF GOD BOX


BOX WITH 3 SECTIONS
(4X6 OR SOMETHING SIMILAR)



"GOD'S WORD IS
LIKE HONEY"
STICKER





PRINT/USE TEMPLATE
TO MAKE THE HONEY
SHAPE ON CARDSTOCK
(5 PER CHILD)



WORD OF GOD BOX

PUT HONEY CARDSTOCK PAPER
IN THIRD SECTION



PUT STICKER ON THE
RIGHT SIDE OF THE BOX

THE DECREES OF THE LORD...
ARE SWEETER THAN HONEY

PSALM 19:9-10

THE DECREES OF THE LORD...
ARE SWEETER THAN HONEY

PSALM 19:9-10

THE DECREES OF THE LORD...
ARE SWEETER THAN HONEY

PSALM 19:9-10

THE DECREES OF THE LORD...
ARE SWEETER THAN HONEY

PSALM 19:9-10