

# DAY 1

## WORD OF GOD

## DAILY BREAD

---

### FOCUS

Engaging in God's Word like it is daily bread!

### MATERIALS

Bible

### ACTIVITY

### CORRESPONDING VERSE

## MANNA

**TALK:** Let's remind our Tiny Arrows about how God's Word is like bread by reading the Word! If they have their own Bible, encourage them to read along with you or let them read!

**ACTIVITY:** Today let's read Exodus 16:2-36. Then ask your Tiny Arrows a few questions.

1. Who gave the Israelites bread?
2. What was the bread called?
3. Did they collect the bread everyday?
4. Did everyone get the same amount?

# DAY 2

## WORD OF GOD

# BREAD FROM HEAVEN

---

## FOCUS

The Israelites got bread from heaven everyday except the Sabbath!

## MATERIALS

Bible  
Bread  
Days of the week coloring page

## ACTIVITY

### MANNA EVERY DAY

**TALK:** Today lets reread Exodus 16:4-5 and grab a piece of bread and tear it into 7 pieces then print out the coloring page. Remind your Tiny Arrow how the Israelites collected bread everyday, double on Friday, and none on the Sabbath (Saturday).

**ACTIVITY:** Have them put the pieces of bread on the correct days to remember which days they collected the Manna.

SUNDAY	MONDAY	TUESDAY	WEDNESDAY	THURSDAY	FRIDAY	SATURDAY

## CORRESPONDING VERSE

SUNDAY	MONDAY	TUESDAY	WEDNESDAY	THURSDAY	FRIDAY	SATURDAY

SUNDAY	MONDAY	TUESDAY	WEDNESDAY	THURSDAY	FRIDAY	SATURDAY

# DAY 3

## WORD OF GOD


# COLLECTING MANNA

---

## FOCUS

The Israelites collected manna and ate it!

## MATERIALS

Bible  
2 cups Dry cereal  
6 tbsp Butter (almond, peanut or sunflower seed)  
6 tbsp Syrup (brown rice, maple or  agave nectar)

## ACTIVITY

## CORRESPONDING VERSE

## FIND & EAT


**TALK:** Today let's reread Exodus 16:31 and collect Manna!

**ACTIVITY:** Grab two cups of dry cereal (ex., Cheerios) and spread them on a baking pan for your child to collect. Then have your Tiny Arrow help you make some breakfast bars with the instructions below!

### Ingredients

- 2 cups dry cereal
- 6 tbsp almond butter can substitute for peanut butter or sunflower seed butter
- 6 tbsp brown rice syrup can substitute for maple syrup or agave nectar

### Instructions

- Line a baking tray with baking paper and set aside.
- In a large mixing bowl, add your dry cereal and set aside.
- Stovetop or in the microwave, melt your  butter with your sticky sweetener and then pour the mixture into the crispy rice cereal and mix well.
- Pour mixture into the lined baking tray and press firmly into place. Refrigerate for at least 30 minutes to firm up.

# DAY 4

## WORD OF GOD

## GOD'S WORD

---

### FOCUS

We live on God's Word just like we live on eating bread!

### MATERIALS

Bible  
3x5 index card

### ACTIVITY

#### YOUR FOUNDATION

**TALK:** We live on God's Word just like we live on eating food!

**ACTIVITY:** Today let's read Deuteronomy 8:3 and then write down on a 3x5 card "Man does not live on bread alone, but on every word that comes from the mouth of God." Before you eat any meal, try to read the verse and be reminded that when the Israelites were hungry, God fed them!

### CORRESPONDING VERSE

# DAY 5

## WORD OF GOD

# JESUS

---

## FOCUS

Jesus lived on the God's Word too!

## MATERIALS


Bible

## ACTIVITY

### STONES INTO BREAD

**TALK:** We talked about how Jesus was so filled with God's Word that he was able to fast for 40 days and when tempted by the devil to turn stones into bread he said Deuteronomy 8:3! The verse we read yesterday!

**ACTIVITY:** Today let's read Matthew 3:13 - 4:4 and then ask your Tiny Arrow a few questions.

1. What did God say to Jesus?
2. Do they think the Devil wanted  him to turn the stones into Manna or bread?

## CORRESPONDING VERSE

# DAY 6

## WORD OF GOD

# PRAY

---

## FOCUS

Jesus told us to ask for daily bread!

## MATERIALS

Bible

Daily Bread coloring page


## ACTIVITY

### DAILY BREAD

**TALK:** When Jesus told us how to pray, he said to ask for daily bread!

**ACTIVITY:** Today let's read Matthew 6:9-13 and fill in the missing words on the coloring page!

## CORRESPONDING VERSE



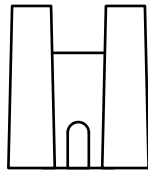
THIS, THEN IS HOW YOU SHOULD PRAY

OUR FATHER IN



---

HALLOWED BE YOUR NAME, YOUR




---

COME, YOUR WILL BE DONE, ON



---

AS IT IS IN HEAVEN. GIVE US TODAY OUR DAILY





# DAY 7

## WORD OF GOD

# BREAD & WATER

---

## FOCUS

Jesus gave us bread and water!

## MATERIALS

Bible  
Bread  
Water

## ACTIVITY

### WHAT JESUS GAVE US

**TALK:** Jesus gave us bread and water!

**ACTIVITY:** Today let's read John 6:31-35 and grab some bread and a glass of water. Now point to the bread and ask your Tiny Arrow who is the bread of life? Jesus! Then ask them if they know what water Jesus gave us. Living water!

## CORRESPONDING VERSE

# DAY 8

## WORD OF GOD

# PROVISIONS

---

## FOCUS

God gave the Israelites bread and water!

## MATERIALS

Bible

## ACTIVITY

### BREAD & WATER

**TALK:** God gave the Israelites bread and water too!

**ACTIVITY:** Today let's read Nehemiah 9:13-15 and ask your Tiny Arrow if they can tell you who the writer is talking about. The Israelites who left Egypt! Not only did God give them food to eat, but water to drink when they were thirsty! Just like God gave the Israelites food and water, yesterday we learned that Jesus gives us food and water too!

## CORRESPONDING VERSE

# DAY 9

## WORD OF GOD

# GRAIN FROM HEAVEN

---

## FOCUS

God opened heavens doors for grain to flow down.

## MATERIALS

Bible  
2 cups dry cereal or paper

## ACTIVITY

### RAIN

**TALK:** God opened the doors of heaven and it rained down grain!

**ACTIVITY:** Today let's read Psalm 78:23-25 and grab some dry cereal or tear up a piece of yellow or orange construction paper. Grab a handful of the cereal/paper and tell your Tiny Arrow how God opened the doors of heaven and rained down the grain of heaven. Then tell them it's like God said "Open the doors and let down the grain!" and slowly drop the cereal/paper to the ground for them to eat/collect. Then let your Tiny Arrow say "Open the doors and let down the grain!" and drop the cereal/paper again.

## CORRESPONDING VERSE

# DAY 10

## WORD OF GOD

# GETTING BREAD

---

## FOCUS

Collecting your own daily bread!

## MATERIALS

Bible

## ACTIVITY

### COLLECTING

**TALK:** It is important to read God's Word and to find what He has for you that day!

**ACTIVITY:** Today's let's read Matthew 6:9-13 then ask God to lead us to a scripture or chapter in the Bible so that we can have our daily bread!

## CORRESPONDING VERSE