

DAY 1

WORD OF GOD

THE HONEY BEE

FOCUS

The parts of a honey bee.

MATERIALS

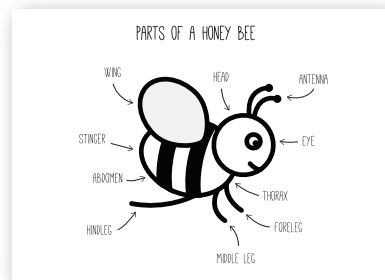
Parts of a honey bee coloring page

ACTIVITY

BEE

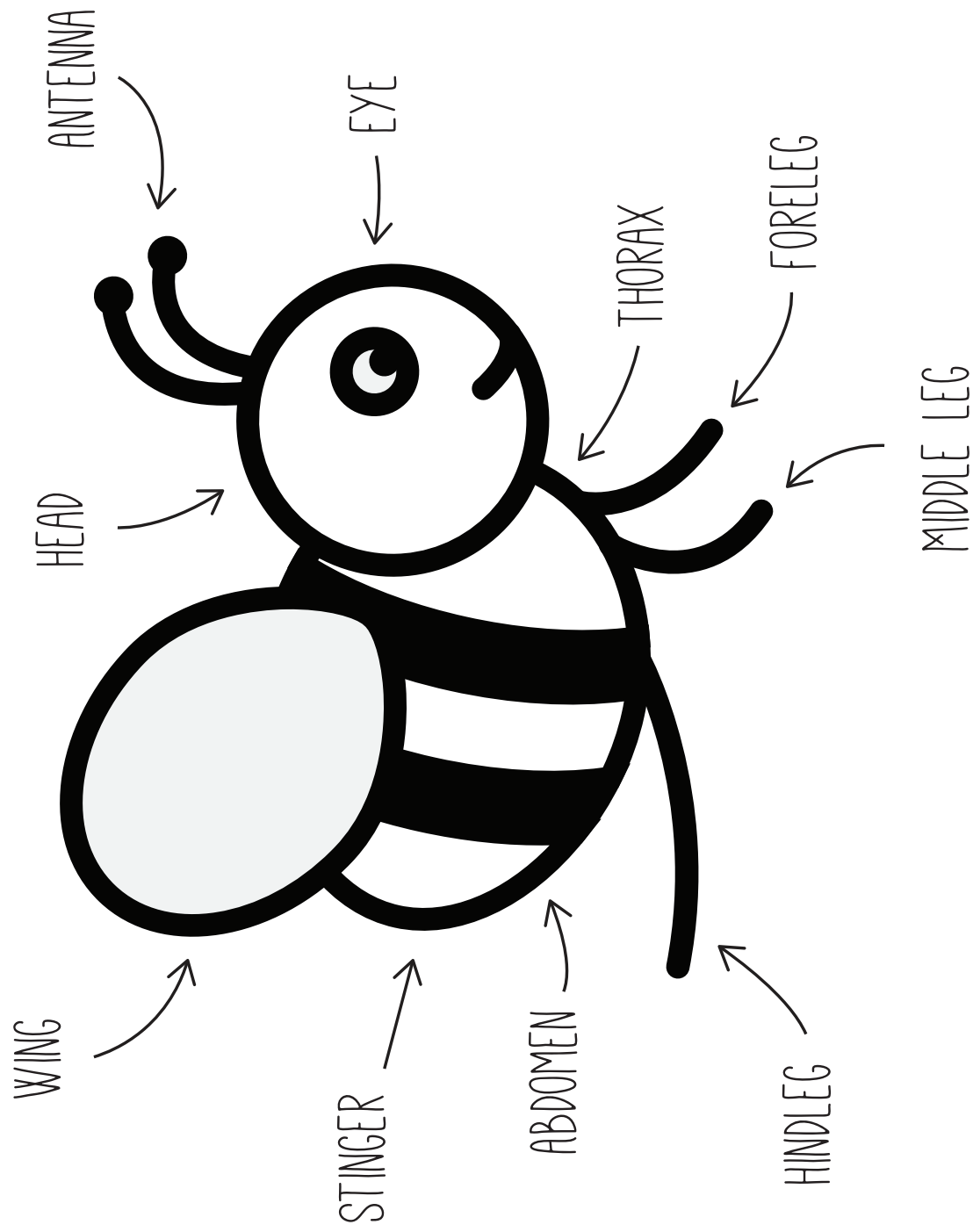
TALK: Bees are an amazing creature that God has made!

ACTIVITY: Today let's color the coloring page about bees!



CORRESPONDING VERSE

PARTS OF A HONEY BEE



DAY 2

WORD OF GOD

COLLECTING THE SAME KIND

FOCUS

When a bee goes out to collect nectar for the day, they get it from the same type of flower!

MATERIALS

Bee video

ACTIVITY

NECTAR


TALK: When a bee goes out to collect nectar they drink from the same type of flower until they have no more room in their honey sac to collect any more!

ACTIVITY: Let's watch the video!


CORRESPONDING VERSE

THE HONEY BEE FINDS A FLOWER....


AND DRINKS THE NECTAR WITH HIS TONGUE




WHEN HE IS FULL,
HE FLYS BACK
TO THE HIVE



INSIDE THE HIVE THE
HONEY BEE GIVES THE
NECTAR TO HIS FRIENDS



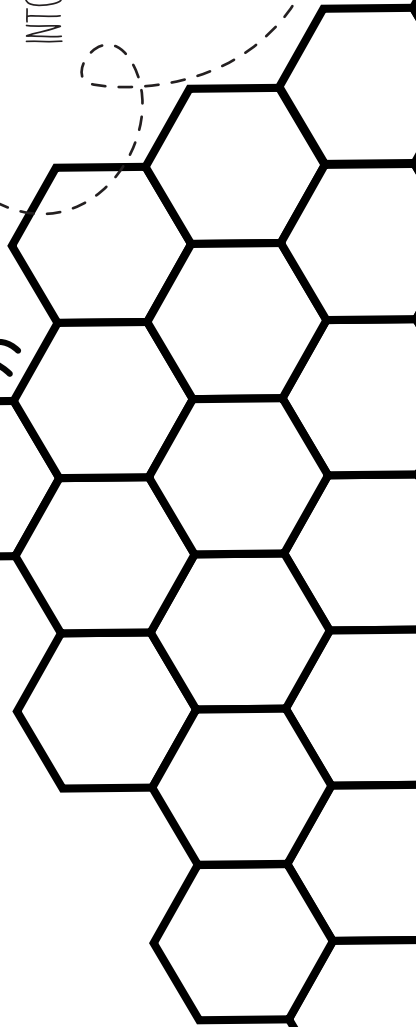
SINCE THE HONEY IS STILL WET,
THE BEE USES ITS WINGS
TO DRY IT AND MAKE IT STICKY




THEN IT IS SEALED
AND SAVED FOR LATER



THE BEE STORES THE HONEY
INTO A HONEYCOMB SHELL



THE BEES TAKE TURNS
CHEWING THE NECTAR
UNTIL IT BECOMES HONEY



DAY 4

WORD OF GOD

SWEET AS HONEY

FOCUS

The Word of God is sweet like honey!

MATERIALS

Something bitter
Something sweet

ACTIVITY

YUM!

TALK: The Word of God is sweet like honey!

ACTIVITY: Let's have your child taste something bitter versus sweet and remind them that God's Word is sweet! While they are trying something sweet read Psalm 119:103 to them!

CORRESPONDING VERSE

HOW SWEET ARE YOUR
WORDS TO MY TASTE,
SWEETER THAN HONEY
TO MY MOUTH!

PSALM 119:103