

DESERT ROSE

DESERT ROSE

MIRIAM

FOCUS

EXODUS 15:20-22, NUMBERS 20:1-2 &
1 THESSALONIANS 5:16

Miriam and the Desert Rose plant are very similar! They can survive desert like conditions and still sing praises!

MATERIALS

Miriam and Desert Rose coloring page (1 per child)
Tambourine (1 per child)
Bucker or Jar and pieces of paper (1 set per child)
Sun (1 per child)
Cup and water (1 cup per child)
Crayons, paint and scissors

ACTIVITIES

1. INTRODUCTION

TALK: Miriam was Moses and Aaron's older sister. She was a prophetess.

ACTIVITY: Color the picture of Miriam and the Desert Rose flower.

2. SING ALOUD

TALK: The flower of the desert rose is in the shape of a trumpet, something that makes noise! When Miriam and the Israelites were rescued from the Egyptians after the parting of the Red Sea, she began to sing to the Lord!


ACTIVITY: Color the tambourine and sing the below song.

Sing to the Lord, for he is highly exalted.
Both Horse and driver he has hurled into the sea.

CORRESPONDING VERSE

THEN MIRIAM THE PROPHET,
AARON'S SISTER.

EXODUS 15:20



TOOK A TIMBREL IN
HER HAND... DANCING.
MIRIAM SANG.

EXODUS 15:20-21

ACTIVITIES

3. JOY

TALK: Just like Miriam found joy in the desert, we need to rejoice always too! We need to remember why we should have joy and continue to be joyful when we might not think we have anything to be joyful about.

ACTIVITY: Help your Tiny Arrow to write on the pieces of paper things they are joyful about and put them in the bucket/jar. When something good happens, help them to write it down on the paper and put it in the bucket/jar. When your Tiny Arrow is sad or upset about something, remind them to look in the bucket/jar for reasons they should be joyful!



CORRESPONDING VERSE


BE JOYFUL ALWAYS

1 THESSALONIANS 5:16

4. SURVIVE

TALK: The desert rose is a succulent plant. That means it needs very little water and lots of sunshine! It can survive in places like a desert! Miriam was born in Egypt and traveled in the wilderness where there was little water and lots of sunshine!

ACTIVITY: Cut out the sun's rays and paint it yellow.



THERE MIRIAM DIED AND
WAS BURIED. NOW THERE
WAS NO WATER

NUMBERS 20:1-2

5. FILLED

TALK: Some Jewish sages say that when Miriam died so did the provision of water. They could not find any water! The desert rose holds water in its bark to survive so it always has water to drink.

ACTIVITY: Grab a cup for your Tiny Arrow to drink out of and a bottle of water. Pour water into the cup until it is full, then have your Tiny Arrow take a drink. Once some of the water is gone, tell them that it rained again and fill the cup saying "Even though there is water there now, the desert roses collect more for later!"

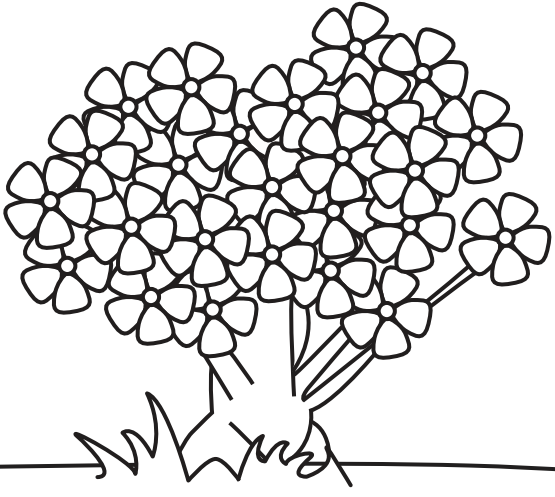


FOR THREE DAYS THEY
TRAVELED IN THE DESERT
WITHOUT FINDING WATER.

EXODUS 15:22

OPTIONAL: Hand out each child a bible verse to take home.


MIRIAM THE PROPHET...
TOOK A TIMBREL IN HER HAND,
AND ALL THE WOMEN FOLLOWED HER,
WITH TIMBRELS AND DANCING.

EXODUS 15:20



TAMBOURINE

PAPER PLATE

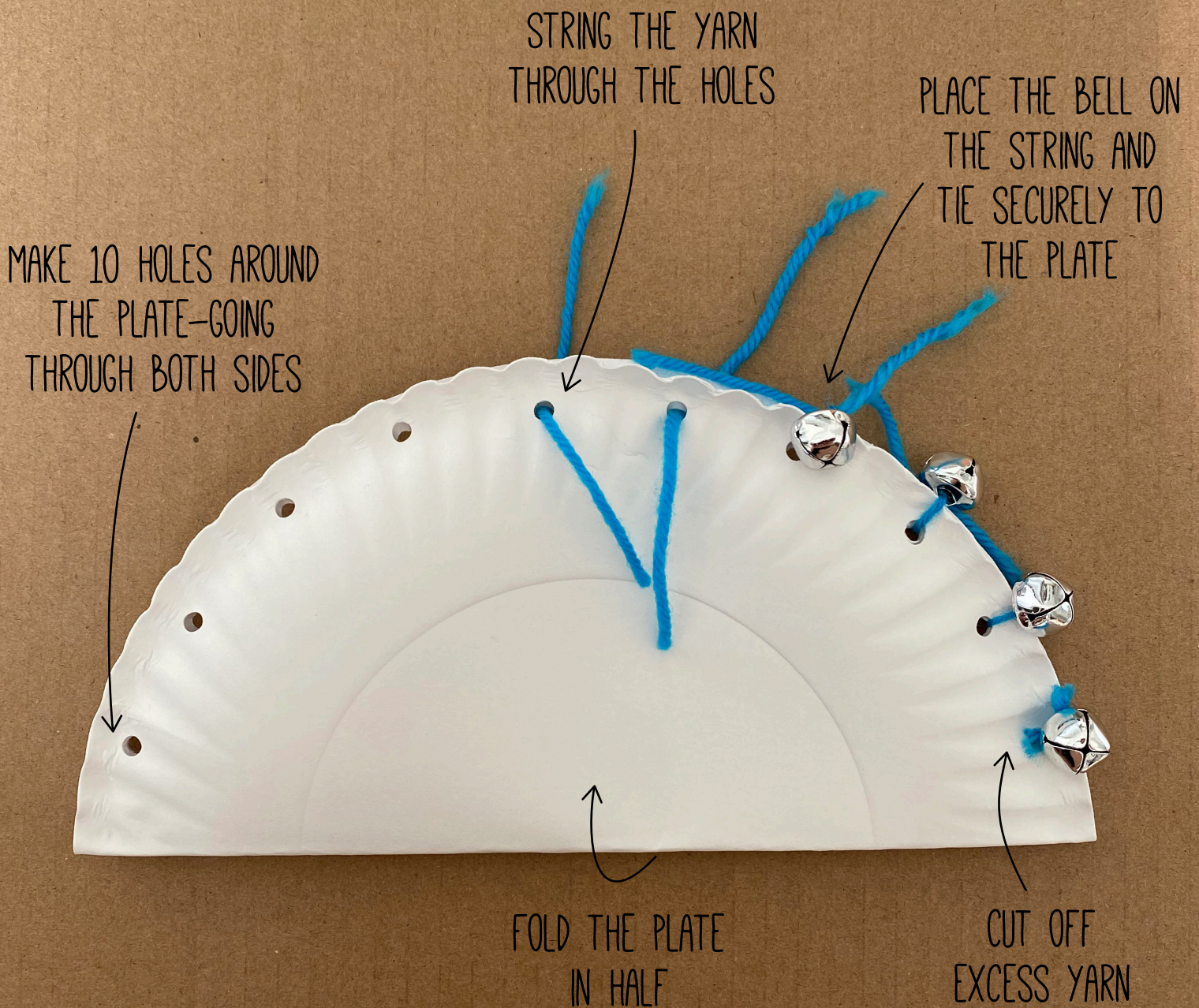


10 3"-4"
PIECES OF YARN



10 SMALL BELLS

TAMBOURINE



TAMBOURINE




JOY BUCKET

SMALL BUCKET
(OR JAR)



SMALL STRIPS OF
WHITE PAPER



SUN

1 PAPER PLATE



SUN

CUT OUT TRIANGLES
TO MAKE RAYS

PAINT YELLOW



MIRIAM THE PROPHET...

TOOK A TIMBREL IN HER HAND,
AND ALL THE WOMEN FOLLOWED HER,
WITH TIMBRELS AND DANCING.

EXODUS 15:20

MIRIAM THE PROPHET...

TOOK A TIMBREL IN HER HAND,
AND ALL THE WOMEN FOLLOWED HER,
WITH TIMBRELS AND DANCING.

EXODUS 15:20

MIRIAM THE PROPHET...

TOOK A TIMBREL IN HER HAND,
AND ALL THE WOMEN FOLLOWED HER,
WITH TIMBRELS AND DANCING.

EXODUS 15:20

MIRIAM THE PROPHET...

TOOK A TIMBREL IN HER HAND,
AND ALL THE WOMEN FOLLOWED HER,
WITH TIMBRELS AND DANCING.

EXODUS 15:20