

# ROOTS WEEK 1



# ROOTS

## ROOTS WEEK 1

# GROW

---

### FOCUS

ISAIAH 61:11, LUKE 8:11, JOHN 15:1-2,  
1 CORINTHIANS 3:6, 3:8 & 5:7 & 1 JOHN 4:19  
God's Word is a like a seed! We can  
plant it, and help to water it, but it is  
God who makes it grow!

### MATERIALS


Grow picture  
Seed coloring page (2 per child)  
Verse options (1 per table)  
Phase 1-6 flowers  
Crayons and glue

### ACTIVITIES

#### 1. INTRODUCTION

**TALK:** Ask the children if they have ever planted, watered or pruned anything.

**ACTIVITY:** Show children the Grow picture and hang nearby for them to see.



### CORRESPONDING VERSE

#### 2. SEEDS

**TALK:** When we tell someone God's Word, it is like we are planting a seed in their heart. We can help to water it with more of the Word or deeds, but God is the one who makes it grow in that person.

**ACTIVITY:** Hand each child 2 seeds and have them write "God's Word" on the top of their seeds.



THE SEED IS THE  
WORD OF GOD.  
LUKE 8:11

## ACTIVITIES

### 3. SHARE

**TALK:** By sharing God's word we can plant the seeds of God's Word in someone.

**ACTIVITY:** Have children write down a short verse on their seed, then have them say the verse to another child and give them the seed.

### 4. PLANT

**TALK:** Once we have shared God's Word, it is like it has been planted in their hearts!

**ACTIVITY:** Have children glue their seed onto a piece of paper, then give them each a God's Word seed to place in the cup and have them help place crushed paper on top to make the phase 1 flower.




## CORRESPONDING VERSE

I PLANTED THE SEED  
1 CORINTHIANS 3:6

### 5. WATER

**TALK:** To help water the plant, you can add more of God's Word.

**ACTIVITY:** Have children write down a different verse and give it to a different child to also glue on their paper.

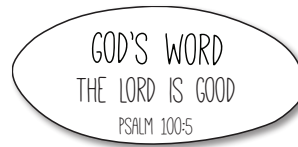


THE ONE WHO PLANTS..  
HAVE ONE PURPOSE.  
1 CORINTHIANS 3:8

### 6. GROWING

**TALK:** We may help to plant seeds and water them, but it is God who makes it grow!

**ACTIVITY:** Show children the phase 2 flower that has sprouted a green shoot and have children draw a green shoot on their paper with some small roots.




APOLLOS WATERED IT  
1 CORINTHIANS 3:6

### 7. WATER AGAIN

**TALK:** We are going to sprinkle some more water on our seeds by telling our friends Jesus loves them.

**ACTIVITY:** Have children tell a different child Jesus loves them and give them a hug.



GOD HAS BEEN MAKING  
IT GROW.  
1 CORINTHIANS 3:6

WE LOVE BECAUSE HE  
FIRST LOVED US.  
1 JOHN 4:19



## ACTIVITIES

### 8. GROWIN' BIGGER

**TALK:** The more the Word is watered in someone, the bigger it gets!

**ACTIVITY:** Show children the phase 3 flower that has gotten larger and have them draw more stems and leaves and deeper roots on their paper.



## CORRESPONDING VERSE

FOR AS THE SOIL MAKES THE SPROUT COME UP AND A GARDEN CAUSES SEEDS TO GROW, SO THE SOVEREIGN LORD WILL MAKE RIGHTEOUSNESS AND PRAISE SPRING UP BEFORE ALL NATIONS.

ISAIAH 61:11

### 9. TAKE OFF

**TALK:** God is the gardener! Sometimes, to have something flower and grow, we need to take out the branches on the plant that are not flowering.

**ACTIVITY:** Take off the stems on the flower that do not have a flower from the phase 4 flower.



I AM THE TRUE VINE, AND MY FATHER IS THE GARDENER. HE CUTS OFF EVERY BRANCH IN ME THAT BEARS NO FRUIT

JOHN 15:1-2

### 10. PRUNE

**TALK:** Every branch that bears a flower, he prunes so that it will be even more fruitful!

**ACTIVITY:** Take off the branches on the phase 5 flower that do not have flowers and have children draw deeper roots and flowers on the plants on their paper.



WHILE EVERY BRANCH THAT DOES BEAR FRUIT HE PRUNES SO THAT IT WILL BE EVEN MORE FRUITFUL.

JOHN 15:2

### 11. ROOTS

**TALK:** The roots of the plant are hidden from site, just like we may not always see the way God is working in someone's life. We need to have faith and trust Jesus!

**ACTIVITY:** Pull the phase 6 flower out of the cup and show them the roots underneath.



FOR WE WALK BY FAITH, NOT BY SIGHT.

1 CORINTHIANS 5:7


**OPTIONAL:** Hand out each child a bible verse to take home.

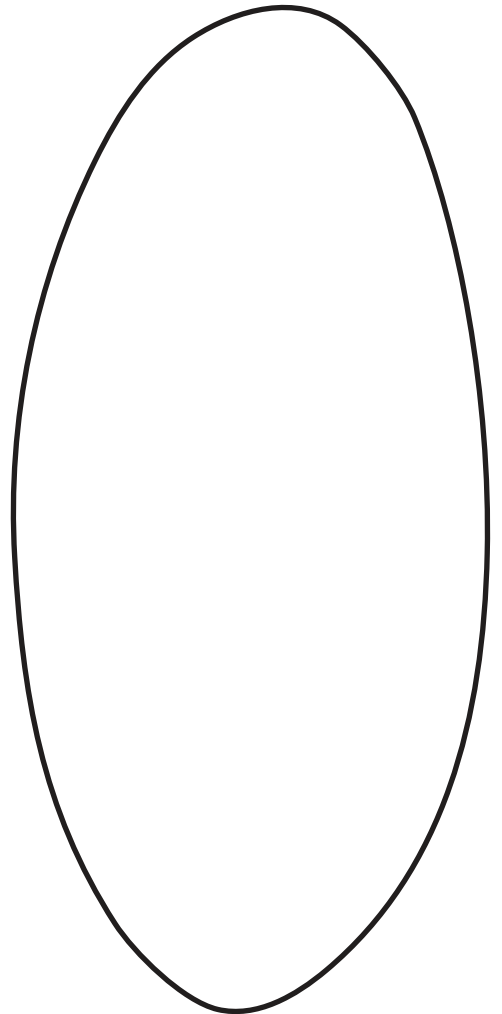


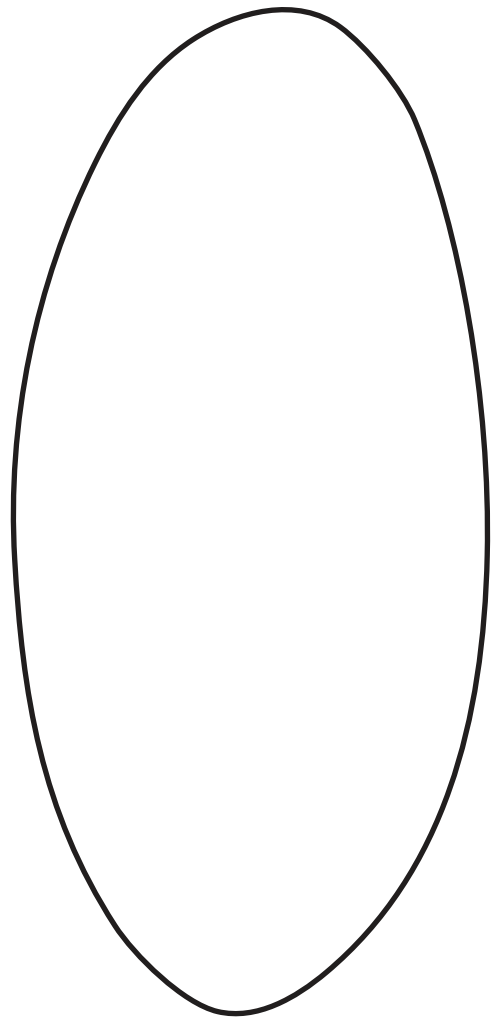


GOD HAS BEEN  
MAKING IT GROW.

1 CORINTHIANS 3:6



GROW





THERE IS A GOD

1 SAMUEL 17:46

THE LORD IS GOOD

PSALM 100:5

WE ARE GOD'S HANDIWORK

EPHESIANS 2:10

GOD WILL BE WITH YOU

JOSHUA 1:9

JESUS LIVES FOREVER

HEBREWS 7:24

THE LORD IS TRUSTWORTHY

1 CORINTHIANS 10:13

LOVE THE LORD

MARK 12:30

TRAIN YOURSELF TO BE GODLY

1 TIMOTHY 4:7

LET YOUR LIGHT SHINE

MATTHEW 5:16



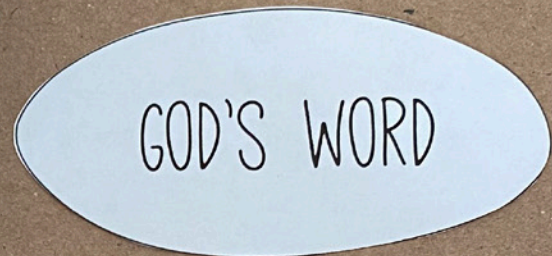
# PHASE 1 FLOWER



SOLO CUP



PRINT & PRECUT



HANDFUL OF BROWN CRINKLE PAPER





# PHASE 1 FLOWER

PLACE SEED IN CUP



THEN FILL WITH PAPER





GOD'S WORD

GOD'S WORD

GOD'S WORD

GOD'S WORD


GOD'S WORD

GOD'S WORD



# PHASE 2 FLOWER

SOLO CUP



HANDFUL OF BROWN CRINKLE PAPER




GREEN PIPE CLEANER






# PHASE 2 FLOWER

BEND ONE END OF PIPE CLEANER INTO A HOOK




TWIST & TURN THE END  
SO IT FITS INSIDE  
THE CUP AS A BASE






# PHASE 2 FLOWER

PUT PIPE CLEANER IN CUP




FILL WITH PAPER






# PHASE 3 FLOWER


SOLO CUP



2 GREEN  
PIPE CLEANERS



HANDFUL OF BROWN  
CRINKLE PAPER





# PHASE 3 FLOWER

BEND BOTH ENDS OF  
PIPE CLEANER  
INTO HOOKS



TWIST & TURN THE PIPE CLEANERS  
TOGETHER & THE END SO IT  
FITS INSIDE THE CUP AS A BASE

PLACE IN THE CUP &  
FILL WITH THE CRINKLE PAPER



# PHASE 4 FLOWER

SOLO CUP



HANDFUL OF BROWN CRINKLE PAPER



2 SMALL  
YELLOW  
4 HOLE  
BUTTONS



3 GREEN  
PIPE CLEANERS



2 PINK  
(OR DIFFERENT  
COLOR)  
PIPE CLEANERS





# PHASE 4 FLOWER

PULL GREEN PIPE  
CLEANER THROUGH  
THE BUTTON





TUCK THE END OF THE  
PIPE CLEANER THROUGH  
THE OPPOSITE BUTTON  
HOLE & TWIST WITH  
THE PIPE CLEANER  
BELOW THE BUTTON





# PHASE 4 FLOWER

CUT PIPE CLEANER IN  
HALF (OPTIONAL)




LACE THE PIPE  
CLEANER THROUGH  
THE HOLES SO YOU  
MAKE 3 PETALS






# PHASE 4 FLOWER





# PHASE 4 FLOWER





# PHASE 5 FLOWER

2 LARGE & 1 SMALL YELLOW  
4 HOLE BUTTONS

4 GREEN  
PIPE CLEANERS

SOLO CUP

3 PINK  
(OR  
DIFFERENT  
COLOR)  
PIPE  
CLEANERS

HANDFUL OF BROWN  
CRINKLE PAPER





# PHASE 5 FLOWER

PULL GREEN PIPE  
CLEANER THROUGH  
THE BUTTON



TUCK THE END OF THE  
PIPE CLEANER THROUGH  
THE OPPOSITE BUTTON  
HOLE & TWIST WITH  
THE PIPE CLEANER  
BELOW THE BUTTON





# PHASE 5 FLOWER

LACE THE PIPE  
CLEANER THROUGH  
THE HOLES SO YOU  
MAKE 3 PETALS






# PHASE 5 FLOWER

CUT FOURTH GREEN PIPE  
CLEANER IN THIRDS



LIGHTLY TWIST  
TOGETHER THE  
SMALL PIPE  
CLEANERS TO THE  
FLOWERS SO THEY  
CAN BE TAKEN OFF




TWIST TOGETHER LIKE THE  
PHASE 3 FLOWER

PLACE IN CUP & FILL  
WITH CRINKLE PAPER




# PHASE 6 FLOWER





# PHASE 6 FLOWER



WRAP THE THREE FLOWERS  
& FOURTH GREEN PIPE  
CLEANER AROUND THE ROOTS

PLACE IN CUP & FILL  
WITH CRINKLE PAPER



GOD HAS BEEN  
MAKING IT GROW.

1 CORINTHIANS 3:6

GOD HAS BEEN  
MAKING IT GROW.

1 CORINTHIANS 3:6

GOD HAS BEEN  
MAKING IT GROW.

1 CORINTHIANS 3:6

GOD HAS BEEN  
MAKING IT GROW.

1 CORINTHIANS 3:6