




ROOTS WEEK 2



ROOTS

ROOTS WEEK 2

RINGS OF GROWTH

FOCUS

GENESIS 12:2, 17:19, 27:29, 49:10, 2 SAMUEL 2:7,
2 KINGS 1:39, EPHESIANS 3:17-19 & 1 TIMOTHY 6:15

Each year a tree grows it gains a ring around its trunk! Just like the promise of Israel started with Abraham, it grew each generation and became mature with Jesus!

MATERIALS


Rings of Growth picture
Sapling to Mature Tree coloring page (1 per child)
Paper or Trunk coloring page (1 per child)
Crayons and chalk

ACTIVITIES

1. INTRODUCTION

TALK: Ask the children if they have ever seen a tree's rings.

ACTIVITY: Show children the Rings of Growth picture and hang nearby for them to see.




CORRESPONDING VERSE

2. TREE GROWTH

TALK: A tree grows from a seed, sapling, young tree then into a mature tree! Each year a tree grows, another ring is added around its trunk making it bigger and stronger!

ACTIVITY: Color the Sapling to Mature Tree coloring page.



ACTIVITIES

3. SEED PLANTED

TALK: When God made a covenant with Abraham it was like God was planting a seed to a tree! The tree grew into a sapling, or small tree.

ACTIVITY: Draw/color a small red circle for Abraham. Then choose one child to draw a small red circle on the ground with chalk.

4. YOUNG TREE

TALK: Abraham had the promised son, Isaac! Isaac was the second generation and made the tree grow bigger!

ACTIVITY: Add an orange ring around the red one, to the coloring page and chalk circle.

5. TREE'S GROWING

TALK: The covenant tree grew larger when the Jacob, Isaac's son, was born!

ACTIVITY: Add a yellow ring around the orange one, to the coloring page and chalk circle.

6. GETTIN' BIGGER

TALK: The covenant went to Jacob's sons, but the king would come from Judah!

ACTIVITY: Add a green ring around the yellow one, to the page and chalk circle.

7. GROWING STRONGER


TALK: David came from the tribe of Judah! He became king of Israel!

ACTIVITY: Add a blue ring around the green one, to the coloring page and chalk circle.

CORRESPONDING VERSE


I WILL MAKE YOU INTO A GREAT NATION.

GENESIS 12:2




I WILL ESTABLISH MY COVENANT WITH HIM AS AN EVERLASTING COVENANT FOR HIS DESCENDANTS AFTER HIM.

GENESIS 17:19



MAY NATIONS SERVE YOU AND PEOPLES BOW DOWN TO YOU.

GENESIS 27:29




THE SCEPTER WILL NOT DEPART FROM JUDAH, NOR THE RULER'S STAFF FROM BETWEEN HIS FEET.

GENESIS 49:10



THE PEOPLE OF JUDAH HAVE ANOINTED ME KING.

2 SAMUEL 2:7



ACTIVITIES

8. MATURING TREE

TALK: Solomon was one of David's sons and a king of Israel!

ACTIVITY: Add an indigo ring around the blue one, to the page and chalk circle.

9. MATURE TREE

TALK: From the line of David and Solomon came another king! Jesus! He made the tree mature!

ACTIVITY: Add a purple ring around the indigo one, to the coloring page and chalk circle.

10. ROOTS & TRUNK

TALK: Each year the tree grew, the roots and trunk of the tree grew longer and stronger!

ACTIVITY: Draw roots and a trunk on the tree on the coloring page and large chalk tree.

11. BIG LOVE

TALK: The love Jesus has is just like the tree! It is high, and deep, and long and wide!

ACTIVITY: Draw hearts around the roots and trunk of the coloring page and large chalk tree.


OPTIONAL: Hand out each child a bible verse to take home.

CORRESPONDING VERSE



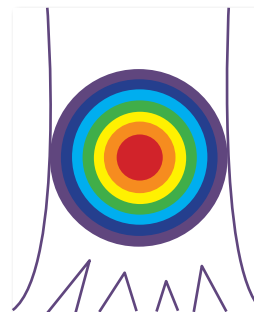
THEN THEY SOUNDED THE TRUMPET AND ALL THE PEOPLE SHOUTED, "LONG LIVE KING SOLOMON!"

2 KINGS 1:39



THE KING OF KINGS AND LORD OF LORDS.

1 TIMOTHY 6:15




AND I PRAY THAT YOU, BEING ROOTED AND ESTABLISHED IN LOVE, MAY HAVE POWER, TOGETHER WITH ALL THE LORD'S HOLY PEOPLE, TO GRASP HOW WIDE AND LONG AND HIGH AND DEEP IS THE LOVE OF CHRIST, AND TO KNOW THIS LOVE THAT SURPASSES KNOWLEDGE—THAT YOU MAY BE FILLED TO THE MEASURE OF ALL THE FULLNESS OF GOD.

EPHESIANS 3:17-19

I PRAY THAT YOU,
BEING ROOTED AND
ESTABLISHED IN LOVE

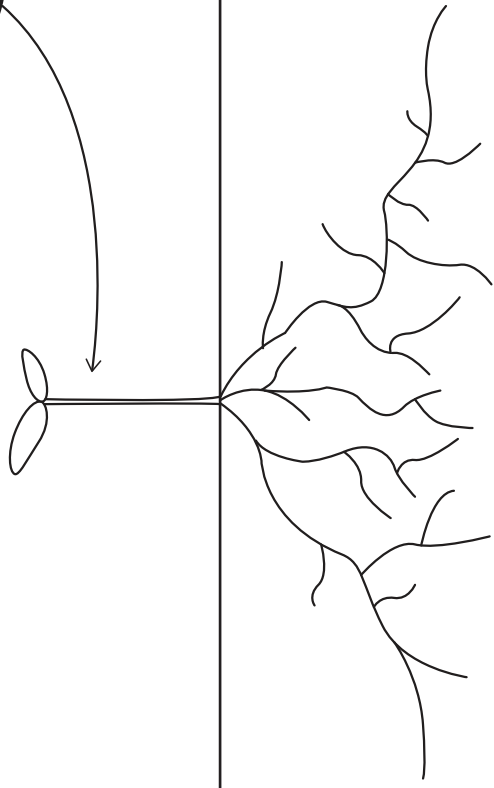
EPHESIANS 3:17

RINGS OF GROWTH



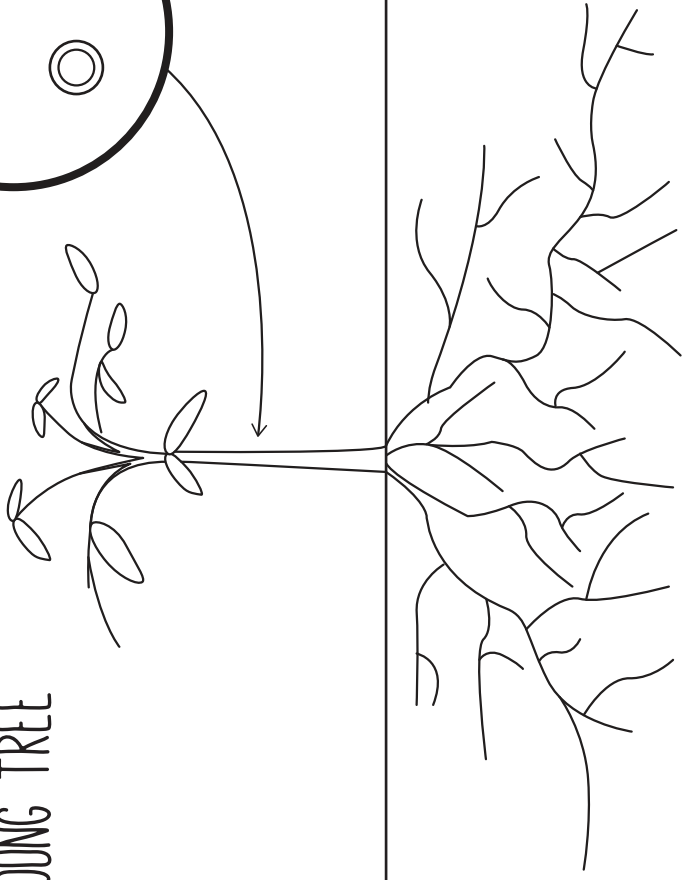
SAPLING

1 RING



YOUNG TREE

2 RINGS



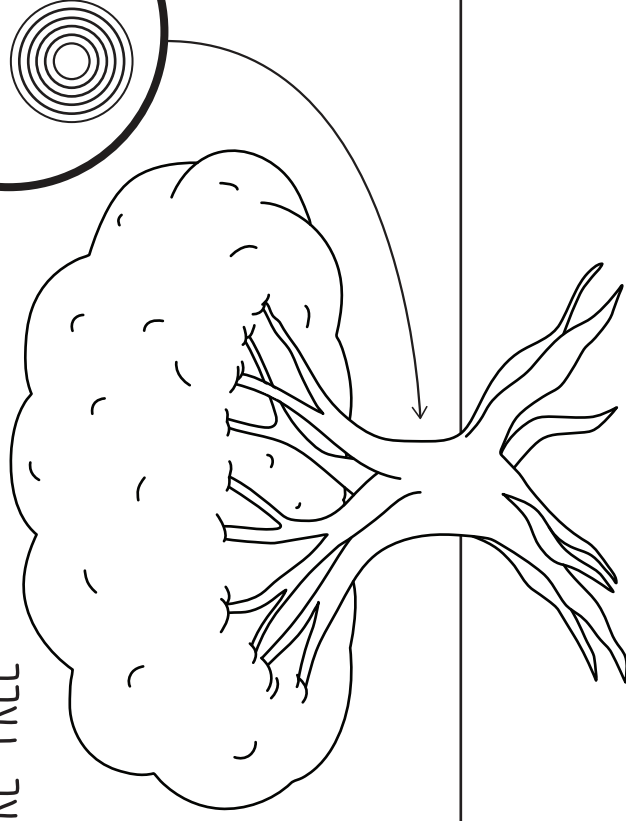
TREE

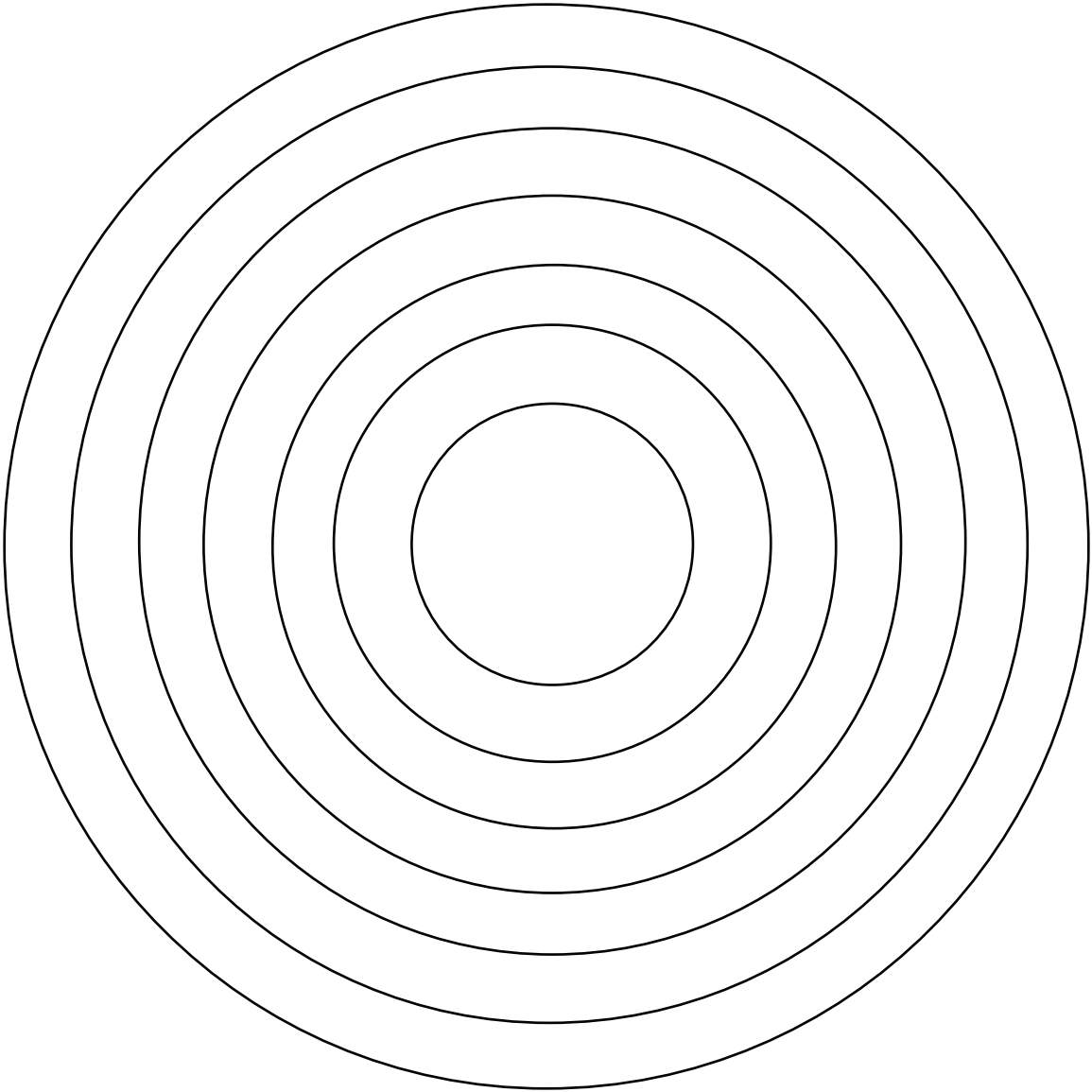
MORE RINGS



MATURE TREE

LOTS OF RINGS





CHALK TREE

I let each child draw a ring around the tree, the roots and the trunk. Then each child drew a heart around the finished tree to represent Jesus' love.



I PRAY THAT YOU,
BEING ROOTED AND
ESTABLISHED IN LOVE

EPHESIANS 3:17

I PRAY THAT YOU,
BEING ROOTED AND
ESTABLISHED IN LOVE

EPHESIANS 3:17

I PRAY THAT YOU,
BEING ROOTED AND
ESTABLISHED IN LOVE

EPHESIANS 3:17

I PRAY THAT YOU,
BEING ROOTED AND
ESTABLISHED IN LOVE

EPHESIANS 3:17