

# ROOTS WEEK 3





# ROOTS

## ROOTS WEEK 3

# HIDDEN TREASURE

---

### FOCUS

JOB 28:9-11, PROVERBS 2:1-5

At the roots of some mountains are hidden treasures! God's word is like hidden treasure! We have to search for and cherish it!

### MATERIALS

Hidden Treasure picture  
Bucket of dirt/sand with treasure/gems inside (1 per child)  
Gem coloring page and string (1 per child)  
Cave with treasure and gem verses  
Matching gem verse coloring page (1 set per child)  
Crayons, scissors, highlighter and glue

### ACTIVITIES

#### 1. INTRODUCTION

**TALK:** Ask the children if they have ever searched for hidden treasure.


**ACTIVITY:** Show children the Hidden Treasure picture and hang nearby for them to see.

#### 2. UNDER THE MOUNTAIN

**TALK:** When you try to find treasure in the roots of the mountain, you have to dig. You have to search. God's Words are like hidden gems under a mountain.

**ACTIVITY:** Search for treasure/gems in the dirt/sand.

### CORRESPONDING VERSE



PEOPLE ASSAULT THE FLINTY ROCK WITH THEIR HANDS AND LAY BARE THE ROOTS OF THE MOUNTAINS. THEY TUNNEL THROUGH THE ROCK; THEIR EYES SEE ALL ITS TREASURES. THEY SEARCH THE SOURCES OF THE RIVERS AND BRING HIDDEN THINGS TO LIGHT.

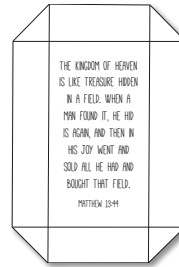
JOB 28:9-11

## ACTIVITIES

### 3. GET TREASURE

**TALK:** Whenever our parents tell us a Bible story, or we listen in church or kids church, we are receiving treasure! We need to keep that treasure!

**ACTIVITY:** Read children Matthew 13:44 while they are coloring the verse on a jewel.



## CORRESPONDING VERSE

MY SON, IF YOU ACCEPT MY WORDS AND STORE UP MY COMMANDS WITHIN YOU.

PROVERBS 2:1

### 4. KNOWING TREASURE

**TALK:** When we receive the treasure, we need to listen to it and say it aloud to ourselves. We can also tell others the verse!

**ACTIVITY:** Repeat Matthew 13:44 out loud a few times.

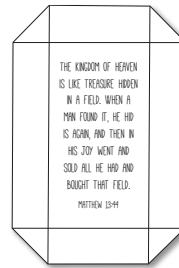
TURNING YOUR EAR TO WISDOM

PROVERBS 2:2

### 5. USING TREASURE

**TALK:** After we have heard the verse we need to understand what it is saying and write it on our hearts.

**ACTIVITY:** Have the children highlight some of the key words in the verse: kingdom of heaven, treasure, and joy. Next, add a string to the gem so they can wear it as a necklace over their heart.



APPLYING YOUR HEART TO UNDERSTANDING.

PROVERBS 2:2

### 6. KEEPING TREASURE

**TALK:** After we have read and thought about the verse, we can pray and we can ask our parents for help figuring out what it means.

**ACTIVITY:** Ask parents/volunteers to say what the verse means to them.


INDEED, IF YOU CALL OUT FOR INSIGHT AND CRY ALOUD FOR UNDERSTANDING

PROVERBS 2:3

### 7. SEARCH FOR TREASURE

**TALK:** Sometimes understanding means we have to dig deeper into the Word.

**ACTIVITY:** Go to the cave and find gems with verses on them.



AND IF YOU LOOK FOR IT AS IF FOR SILVER AND SEARCH FOR IT AS FOR HIDDEN TREASURE.

PROVERBS 2:4

## ACTIVITIES

### 8. CHERISH TREASURE

**TALK:** When we better understand what God's Word is telling us, we better understand God!

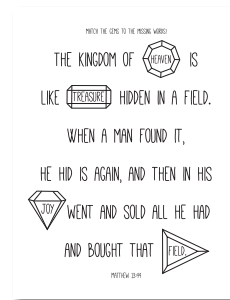
**ACTIVITY:** Fill in the missing words with the gems.

**OPTIONAL:** Hand out each child a bible verse to take home.

## CORRESPONDING VERSE

THEN YOU WILL UNDERSTAND  
THE FEAR OF THE LORD AND  
FIND KNOWLEDGE OF GOD.

PROVERBS 2:5



THE KINGDOM OF HEAVEN  
IS LIKE TREASURE  
HIDDEN IN A FIELD.

MATTHEW 13:44

# HIDDEN TREASURES



# GEMS IN SAND

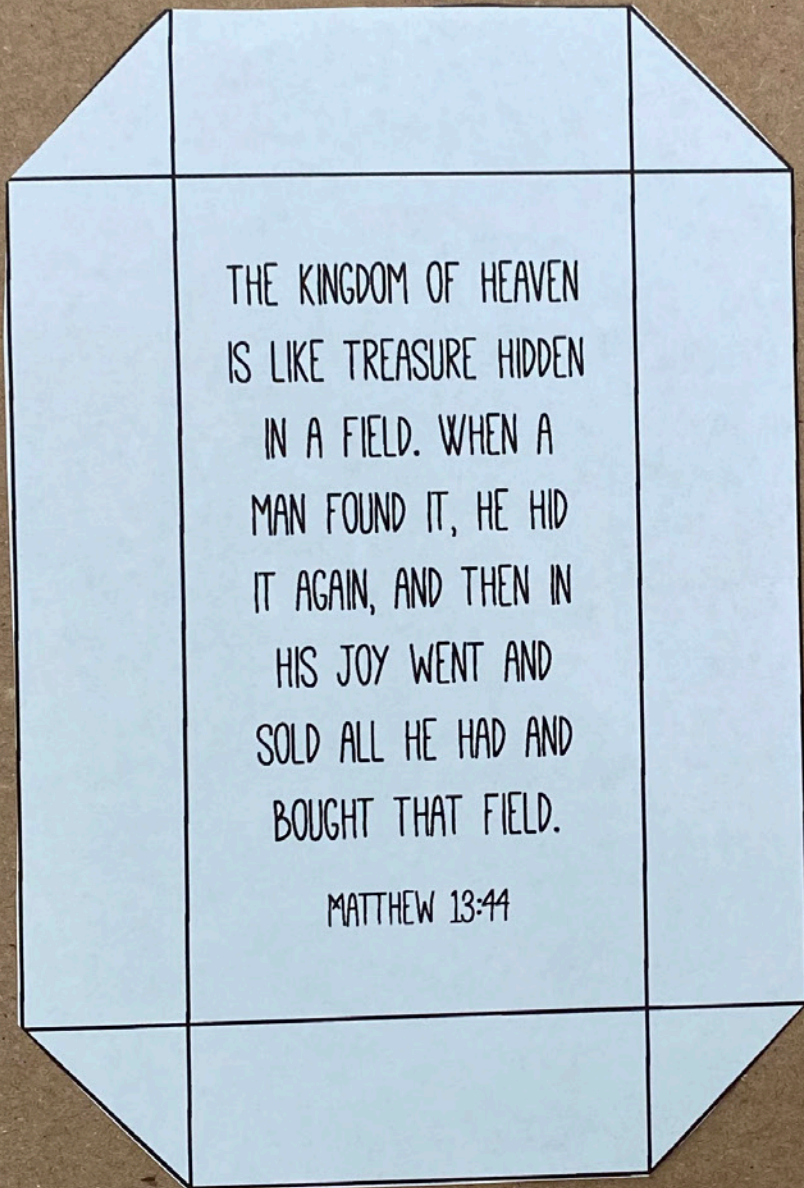
I placed a small handful of unrefined gems in a bowl, then placed enough sand to cover the gems for the children to find.






# TREASURE

PRINT & CUT OUT



21" PIECE OF YARN





# TREASURE

TIE ENDS TOGETHER

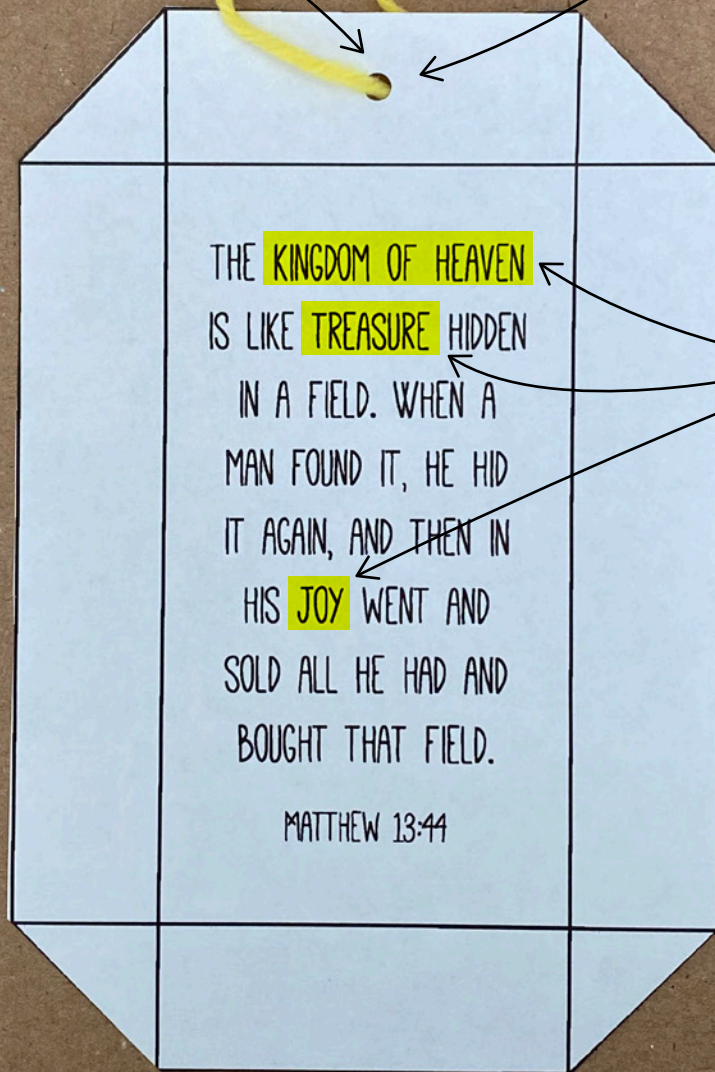
LACE YARN THROUGH HOLE

USE A HOLE PUNCH TO MAKE  
A HOLE FOR THE YARN

HIGHLIGHT WORDS

THE KINGDOM OF HEAVEN  
IS LIKE TREASURE HIDDEN  
IN A FIELD. WHEN A  
MAN FOUND IT, HE HID  
IT AGAIN, AND THEN IN  
HIS JOY WENT AND  
SOLD ALL HE HAD AND  
BOUGHT THAT FIELD.

MATTHEW 13:44





THE KINGDOM OF HEAVEN  
IS LIKE TREASURE HIDDEN  
IN A FIELD. WHEN A  
MAN FOUND IT, HE HID  
IT AGAIN, AND THEN IN  
HIS JOY WENT AND  
SOLD ALL HE HAD AND  
BOUGHT THAT FIELD.

MATTHEW 13:44

THE KINGDOM OF HEAVEN  
IS LIKE TREASURE HIDDEN  
IN A FIELD. WHEN A  
MAN FOUND IT, HE HID  
IT AGAIN, AND THEN IN  
HIS JOY WENT AND  
SOLD ALL HE HAD AND  
BOUGHT THAT FIELD.

MATTHEW 13:44



# GEM MOUNTAIN


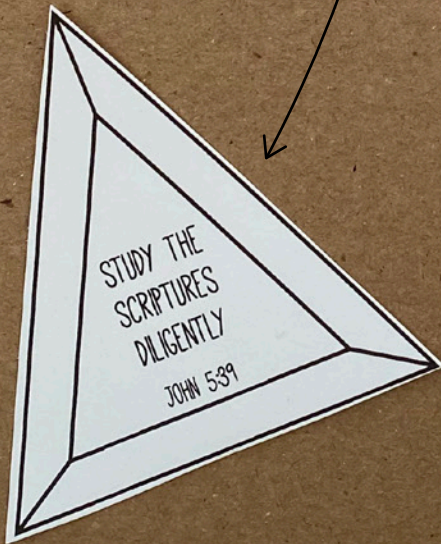
I surrounded our play fort with black contractor bagging, leaving a hole for the children to enter to make a “mountain”. Then I placed the gems inside the “mountain” for the children to collect. I gave them a cup to collect their gems and a small flashlight for searching in the dark.



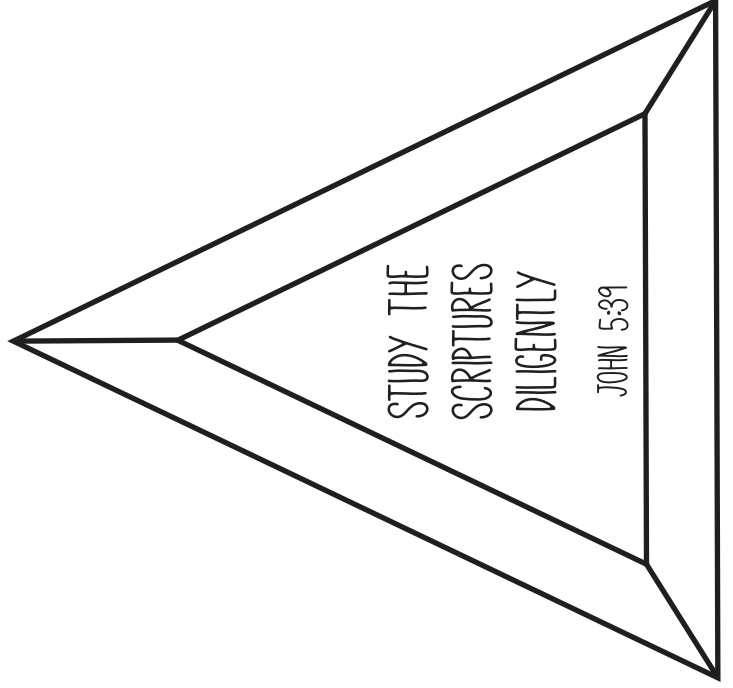
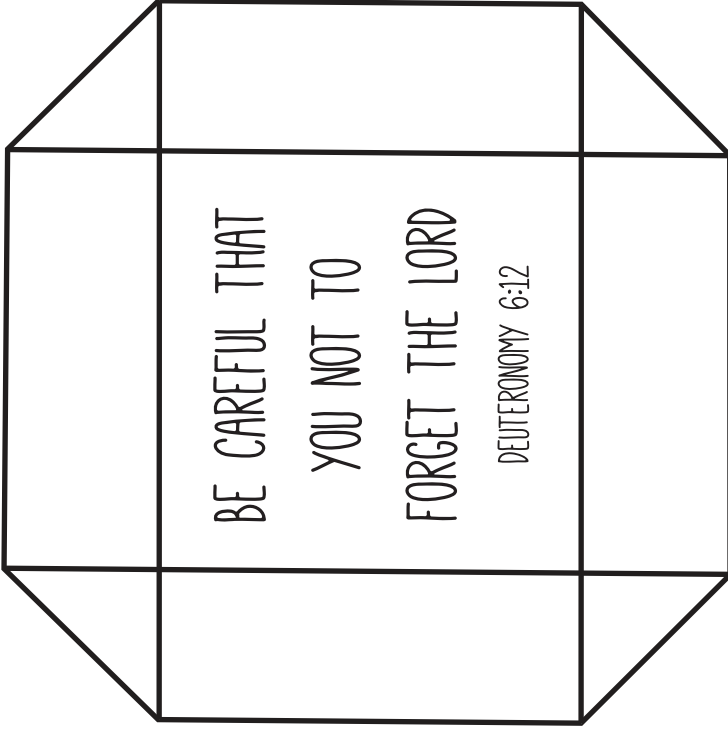
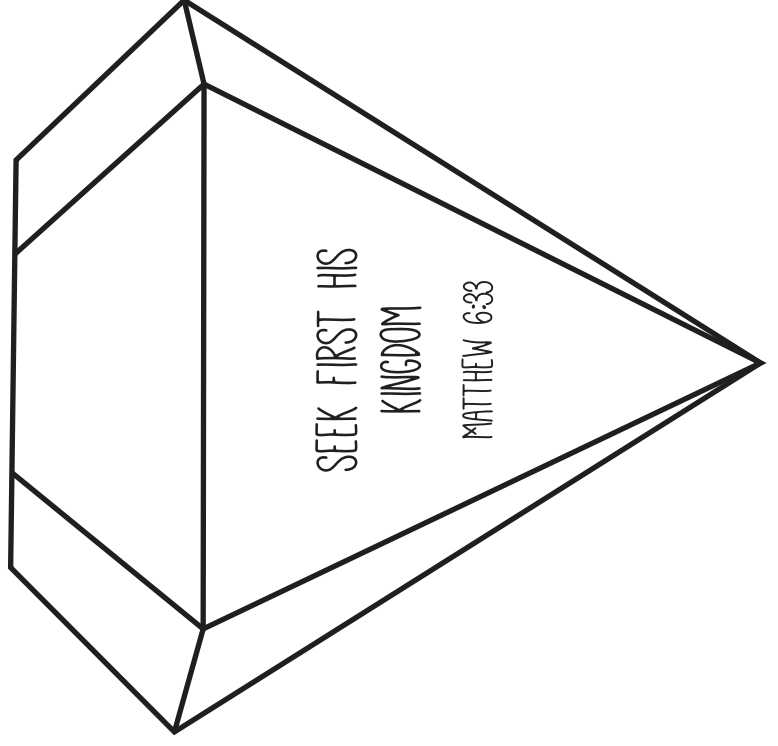
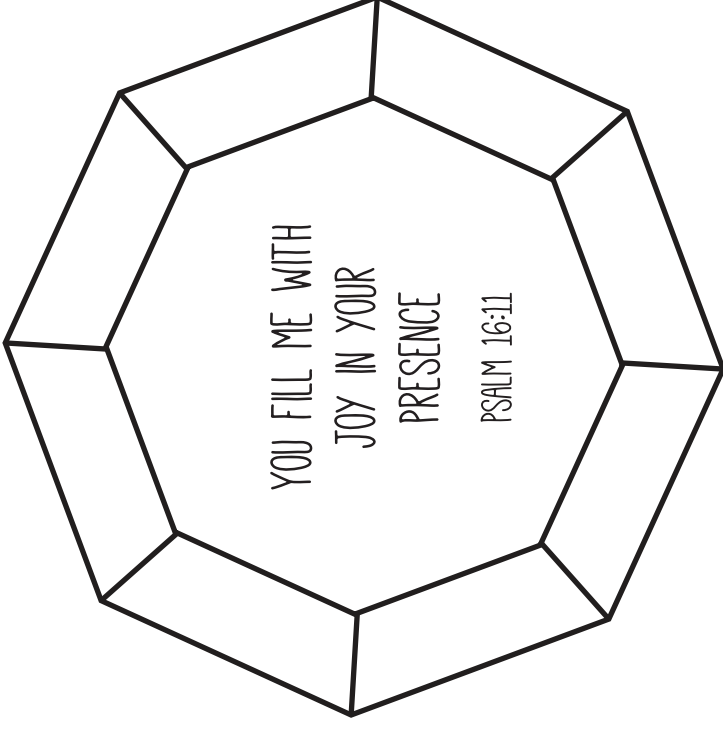


# GEMS

PRINT & PRECUT










# MISSING GEMS WORKSHEET

PRINT

MATCH THE GEMS TO THE MISSING WORDS!

THE KINGDOM OF \_\_\_\_\_ IS  
LIKE \_\_\_\_\_ HIDDEN IN A FIELD.  
WHEN A MAN FOUND IT,  
HE HID IT AGAIN, AND THEN IN HIS  
\_\_\_\_\_ WENT AND SOLD ALL HE HAD  
AND BOUGHT THAT \_\_\_\_\_

PRINT, PRECUT &  
GLUE ON PAGE




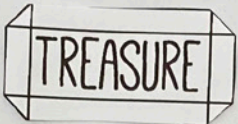
MATTHEW 13:44



# MISSING GEMS WORKSHEET


MATCH THE GEMS TO THE MISSING WORDS!

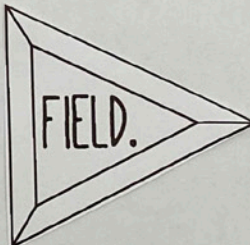
THE KINGDOM OF  IS

LIKE  HIDDEN IN A FIELD.

WHEN A MAN FOUND IT,

HE HID IS AGAIN, AND THEN IN HIS

 WENT AND SOLD ALL HE HAD

AND BOUGHT THAT 

MATTHEW 13:44



MATCH THE GEMS TO THE MISSING WORDS!

THE KINGDOM OF \_\_\_\_\_ IS

LIKE \_\_\_\_\_ HIDDEN IN A FIELD.

WHEN A MAN FOUND IT,



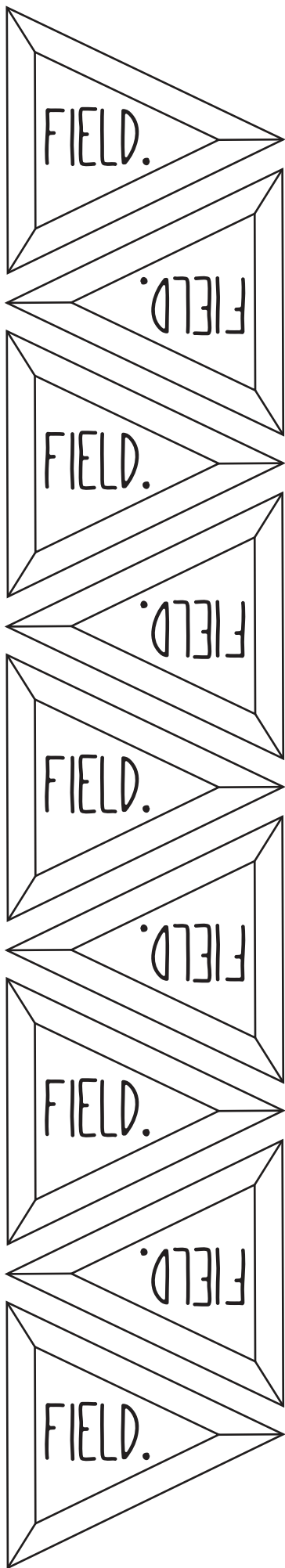
HE HID IS AGAIN, AND THEN IN HIS

WENT AND SOLD ALL HE HAD

AND BOUGHT THAT

MATTHEW 13:44







THE KINGDOM OF HEAVEN  
IS LIKE TREASURE  
HIDDEN IN A FIELD.

MATTHEW 13:44

THE KINGDOM OF HEAVEN  
IS LIKE TREASURE  
HIDDEN IN A FIELD.

MATTHEW 13:44

THE KINGDOM OF HEAVEN  
IS LIKE TREASURE  
HIDDEN IN A FIELD.

MATTHEW 13:44

THE KINGDOM OF HEAVEN  
IS LIKE TREASURE  
HIDDEN IN A FIELD.

MATTHEW 13:44