



JAVELIN

JAVELIN WEEK 1

BATTLE OF AI

FOCUS

JOSHUA 1:9, 8:1-2, 10, 15, & 18-19 & HEBREWS 12:2
After Joshua and the Israelites defeated Jericho, they went to Ai. After being beaten by the men of Ai once and getting the sin out of their camp, they tried again to defeat Ai with God's direction! God told Joshua to hold out the javelin in his hand at Ai and they won!

MATERIALS

Battle of Ai picture
Javelin (1 per child)
Large cardboard city of Ai with front door
Parent actors to stand inside city (activity 4 & 5)
Israel & Ai flag and 2 clothespins
Blank flags and clothespin (1 per child)
Crayons, markers, chalk and glue

ACTIVITIES

1. INTRODUCTION

TALK: Ask the children if they know about the Battle of Ai.

ACTIVITY: Show children the Battle of Ai picture and hang nearby for them to see.

2. GET IN LINE

TALK: After Joshua's men had been defeated once, and the sin was cleared out of his camp, he was told to go and attack Ai. God told Joshua to not be afraid or discouraged, but to go!

ACTIVITY: Have the children color their javelins with markers then stand in a line holding their javelins and practice marching.

CORRESPONDING VERSE



"DO NOT BE AFRAID. DO NOT BE DISCOURAGED. TAKE THE WHOLE ARMY WITH YOU, AND GO UP AND ATTACK AI."

JOSHUA 8:1



ACTIVITIES

3. SET AN AMBUSH

TALK: The Lord told Joshua to set an ambush behind the city. That way the men of Ai would not know they were there. They were hiding!

ACTIVITY: Play hide and seek with the children, encourage them to hide behind the **city**. Then choose one or two children to stay behind the city with the Israel flag.

4. READY FOR BATTLE

TALK: Joshua and his men went to Ai's front door!

ACTIVITY: Draw a line with chalk that represents where the Israelites stood, then have the children march to that spot with their javelins. Let them take turns tip toeing quietly to the front door of the city. If they are too loud then have a parent open the door from inside the city and look out. Encourage the children to run away if the door is opened.

5. BATTLE

TALK: When the people of Ai saw the Israelites, they went out to meet them in battle and chased the Israelites away!

ACTIVITY: Have parents open the door to the city and chase the children away.

6. LIFT YOUR JAVELIN

TALK: After the men left Ai the Lord told Joshua to lift up the javelin in his hand and he would give him the city! The javelin was the signal for the hiding Israelites to attack the city!

ACTIVITY: Have children face the city and hold out their javelins.

7. CAPTURE THE CITY

TALK: The men who were hiding and waiting behind the city ran inside the city and captured it!

ACTIVITY: Have the children who were hiding behind the city replace the flag of Ai with the Israel flag.



CORRESPONDING VERSE

"SET AN AMBUSH BEHIND THE CITY."

JOSHUA 8:2

JOSHUA MUSTERED HIS ARMY, AND HE AND THE LEADERS OF ISRAEL MARCHED BEFORE THEM TO AI.

JOSHUA 8:10

JOSHUA AND ALL ISRAEL LET THEMSELVES BE DRIVEN BACK BEFORE THEM, AND THEY FLED TOWARD THE WILDERNESS.

JOSHUA 8:15

THEN THE LORD SAID TO JOSHUA, "HOLD OUT TOWARD AI THE JAVELIN THAT IS IN YOUR HAND, FOR INTO YOUR HAND I WILL DELIVER THIS CITY."

JOSHUA 8:18

AS SOON AS HE DID THIS, THE MEN IN THE AMBUSH ROSE QUICKLY FROM THEIR POSITION AND RUSHED FORWARD. THEY ENTERED THE CITY AND CAPTURED IT.

JOSHUA 8:19

ACTIVITIES

8. FOLLOW

TALK: Joshua and the Israelites followed the Lord's directions and won! Just like we can win if we follow the Lord's instructions too! The Lord has given each family a goal, and if listen and obey we can do it!

ACTIVITY: Have each child draw their family, family's purpose or goal on a flag.



CORRESPONDING VERSE

"HAVE I NOT COMMANDED YOU? BE STRONG AND COURAGEOUS. DO NOT BE AFRAID; DO NOT BE DISCOURAGED, FOR THE LORD YOUR GOD WILL BE WITH YOU WHEREVER YOU GO."

JOSHUA 1:9

9. POINT

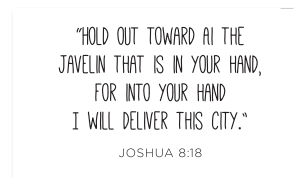
TALK: The Lord told Joshua to hold up the javelin and point it towards his goal. We need to fix our eyes on Jesus and what he has for us!

ACTIVITY: Have children stand and point their javelin at their flag.


FIXING OUR EYES ON JESUS,
THE PIONEER AND PERFECTER
OF FAITH

HEBREWS 12:2

OPTIONAL: Hand out each child a bible verse to take home.



BATTLE OF AI



JAVELIN

ERASER CAP

INSERT A SMALL AMOUNT OF GLUE FROM A HOT GLUE GUN INTO THE ERASER CAP THEN INSERT THE DOWEL INTO THE ERASER CAP AND PRESS FIRMLY UNTIL DRY

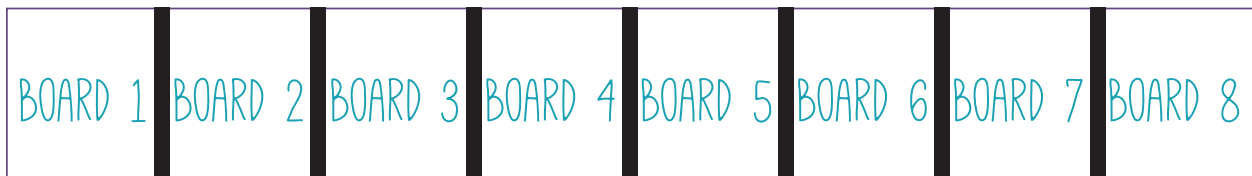

1/4" WIDE 36" LONG
DOWEL



CITY OF AI

Using Gorilla tape, I taped 8 pieces of large cardboard together, leaving the two ends open to form a door. Then I hung the flag of Ai on one of the cardboards using a clothespin.

It was windy the day of the class, so we reinforced the sides with additional tape and used bricks to hold up the sides.



↑
TAPE

↑
TAPE

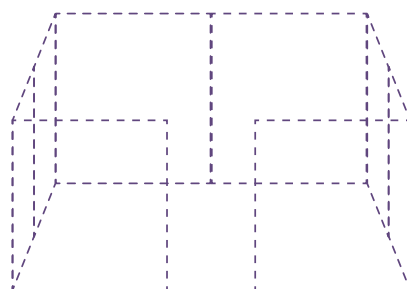
↑
TAPE

↑
TAPE

↑
TAPE

↑
TAPE

↑
TAPE




← FOLD

FLAG



WHITE BANDANNA CUT INTO 4 SQUARES
& SEWED ON ONE SIDE

.437IN X 12IN DOWEL




CUT →
SEW →

24" TWINE



FLAG

TIE TWINE TO BOTH
ENDS OF DOWEL



↑
WRAP DOWEL AROUND UNSEWED SIDE &
PIN, THEN SEW

FLAG



FLAG

USE STENCIL TO WRITE "AI" ON FLAG



AI



—

A

FLAG

USE STENCIL TO WRITE "ISRAEL" ON FLAG



ISRAEL

ISRAEL

“HOLD OUT TOWARD AI THE
JAVELIN THAT IS IN YOUR HAND,
FOR INTO YOUR HAND
I WILL DELIVER THIS CITY.”

JOSHUA 8:18

“HOLD OUT TOWARD AI THE
JAVELIN THAT IS IN YOUR HAND,
FOR INTO YOUR HAND
I WILL DELIVER THIS CITY.”

JOSHUA 8:18

“HOLD OUT TOWARD AI THE
JAVELIN THAT IS IN YOUR HAND,
FOR INTO YOUR HAND
I WILL DELIVER THIS CITY.”

JOSHUA 8:18

“HOLD OUT TOWARD AI THE
JAVELIN THAT IS IN YOUR HAND,
FOR INTO YOUR HAND
I WILL DELIVER THIS CITY.”

JOSHUA 8:18