

# FIRE

## FIRE

## BURNING DESIRE FOR JESUS

---

### FOCUS

1 CHRONICLES 29:14, PSALM 37:4, ECCLESIASTES 9:10,  
MARK 1:17, JOHN 12:26, 1 CORINTHIANS 3:11,  
HEBREWS 3:1 & 1 JOHN 4:19

To have a burning desire for Jesus  
we need to give Him more of us!

### MATERIALS

Cake plate and sponge (1 per child)  
Flat rocks (1 set per child)  
5 Jumbo Popsicle sticks (1 set per child)  
Flames (1 set per child)  
Marshmallow and stick (1 set per child)  
Black paint, white pen, and glue

### ACTIVITIES

#### 1. CLEAR A SPACE

**TALK:** Before we can start a campfire, we need to clear space on the ground so nothing catches on fire that is not suppose to. Just like when we want to focus on Jesus we should not be distracted by other things!

**ACTIVITY:** Using a sponge and black paint, color the cake plate black. Once dry, place the cake plate on the ground, then place some objects on them that your Tiny Arrow recognizes. Encourage your Tiny Arrow to put everything that was on the plate away!

#### 2. ADD SOME ROCKS


**TALK:** Once the space is cleared you place rocks around the clearing so the fire will be contained and will not spread. Just like we have a reason of why we want to serve Jesus!

**ACTIVITY:** Hide the rocks around the room then have your Tiny Arrow find them. Write reasons you love Jesus on each rock, or sayings about who he is. Then place the rocks in a ring around the black circle.

### CORRESPONDING VERSE

THEREFORE, HOLY BROTHERS AND SISTERS, WHO SHARE IN THE HEAVENLY CALLING, FIX YOUR THOUGHTS ON JESUS, WHOM WE ACKNOWLEDGE AS OUR APOSTLE AND HIGH PRIEST.

HEBREWS 3:1



FOR NO ONE CAN LAY ANY FOUNDATION OTHER THAN THE ONE ALREADY LAID, WHICH IS JESUS CHRIST.

1 CORINTHIANS 3:11

## ACTIVITIES

### 3. START THE FIRE

**TALK:** To start a fire we need something that will burn, like sticks! A fire always starts out small, then grows! Just like our love for Jesus! We can show Jesus that we are thinking of him when we give Him things that we like!

**ACTIVITY:** Assemble the extra small fire, then hide the “I like” Popsicle stick. Have your Tiny Arrow find the stick and write something they like on it that they want to give to Jesus. For example, “I like ice cream” then place it on the plate and add the extra small fire on top!



### 4. FIRE GROWS

**TALK:** To make the fire grow bigger, we need to add more sticks. Just like to help our love for Jesus grow we need to willingly give him more of us!

**ACTIVITY:** Assemble the small fire, then hide the “I love” Popsicle stick. Have your Tiny Arrow find the stick and write something they love on it that they want to give to Jesus. For example, “I love my teddy bear” then place it on the first stick at an angle and stack the small fire around the extra small one!



### 5. GETTIN' BIGGER

**TALK:** To make the fire grow even more, we need to add more sticks! To show Jesus that we are willing to spend time doing what He wants us to do, we need to give him that time!

**ACTIVITY:** Assemble the medium fire, then hide the “I like to” Popsicle stick. Have your Tiny Arrow find the stick and write something they like to do that they want to give to Jesus. For example, “I like to play with cars” then place it on the other sticks at an angle and stack the medium fire around the small one!



### 6. EVEN BIGGER

**TALK:** To make the fire grow larger we need to add more sticks! Just like giving Jesus our time, we need to give him our energy! This is doing things well, and will joy!

**ACTIVITY:** Assemble the large fire, then hide the “My favorite place” Popsicle stick. Have your Tiny Arrow find the stick and write somewhere they like to go that they want to give to Jesus. For example, “My favorite place is the park” then place it on the other sticks at an angle and stack the large fire around the medium one!



## CORRESPONDING VERSE

BUT WHO AM I, AND WHO ARE MY PEOPLE, THAT WE SHOULD BE ABLE TO GIVE AS GENEROUSLY AS THIS? EVERYTHING COMES FROM YOU, AND WE HAVE GIVEN YOU ONLY WHAT COMES FROM YOUR HAND.

1 CHRONICLES 29:14

WE LOVE BECAUSE HE FIRST LOVED US.

1 JOHN 4:19

WHOEVER SERVES ME MUST FOLLOW ME; AND WHERE I AM, MY SERVANT ALSO WILL BE.

JOHN 12:26

WHATEVER YOUR HAND FINDS TO DO, DO IT WITH ALL YOUR MIGHT

ECCLESIASTES 9:10

## ACTIVITIES

### 7. BIG FLAMES

**TALK:** To make the fire even larger and hotter we need to add one more stick! Jesus gave us lots of gifts and talents, and we need to give them back by using them for what He wants us to do for Him!

**ACTIVITY:** Assemble the extra large fire, then hide the “I can” Popsicle stick. Have your Tiny Arrow find the stick and write something they are good at that they want to give to Jesus. For example, “I can sing” then place it on the other sticks at an angle and stack the extra large fire around the large one!



## CORRESPONDING VERSE

AND JESUS SAID TO THEM,  
“FOLLOW ME, AND I WILL  
MAKE YOU BECOME FISHERS  
OF MEN.”

MARK 1:17

### 8. ENJOY THE FIRE

**TALK:** The fire is large and hot! Just like your love for Jesus!

**ACTIVITY:** Place the marshmallow on the stick and “roast” the marshmallow over the pretend fire! Once it has “cooked” let your Tiny Arrow enjoy the treat!



DELIGHT YOURSELF IN THE  
LORD, AND HE WILL GIVE YOU  
THE DESIRES OF YOUR HEART.

PSALM 37:4


**OPTIONAL:** Hand out each child a bible verse to take home.

FIX YOUR THOUGHTS  
ON JESUS


HEBREWS 3:1

# DIRT CIRCLE

8" CAKE CIRCLE



SPONGE



USE SPONGE TO PUT  
BLACK PAINT ON BOARD

# BORDER ROCKS

ROCKS  
(ENOUGH TO GO AROUND  
THE CAKE PLATE)



WHITE PEN TO  
WRITE WITH



## SAYING OPTIONS

JESUS LOVES ME!

JESUS HELPS ME

JESUS HEALS ME!

JESUS LIKES ME!

JESUS SAVED ME!

JESUS WANTS TO SPEND  
TIME WITH ME!

JESUS IS MY FRIEND!

JESUS IS MY BROTHER!

JESUS IS MY KING!

# DIRT CIRCLE

PLACE ROCKS AROUND CIRCLE



# CAMPFIRE

↑  
1 PIECE OR ORANGE  
CONSTRUCTION PAPER

↘  
5 JUMBO POPSICLE STICKS



# CAMPFIRE

TRACE FAINT LINES USING A PENCIL ON THE ORANGE PAPER

$3/4" \times 3"$

$1" \times 5"$

$1 \ 3/4" \times 6"$

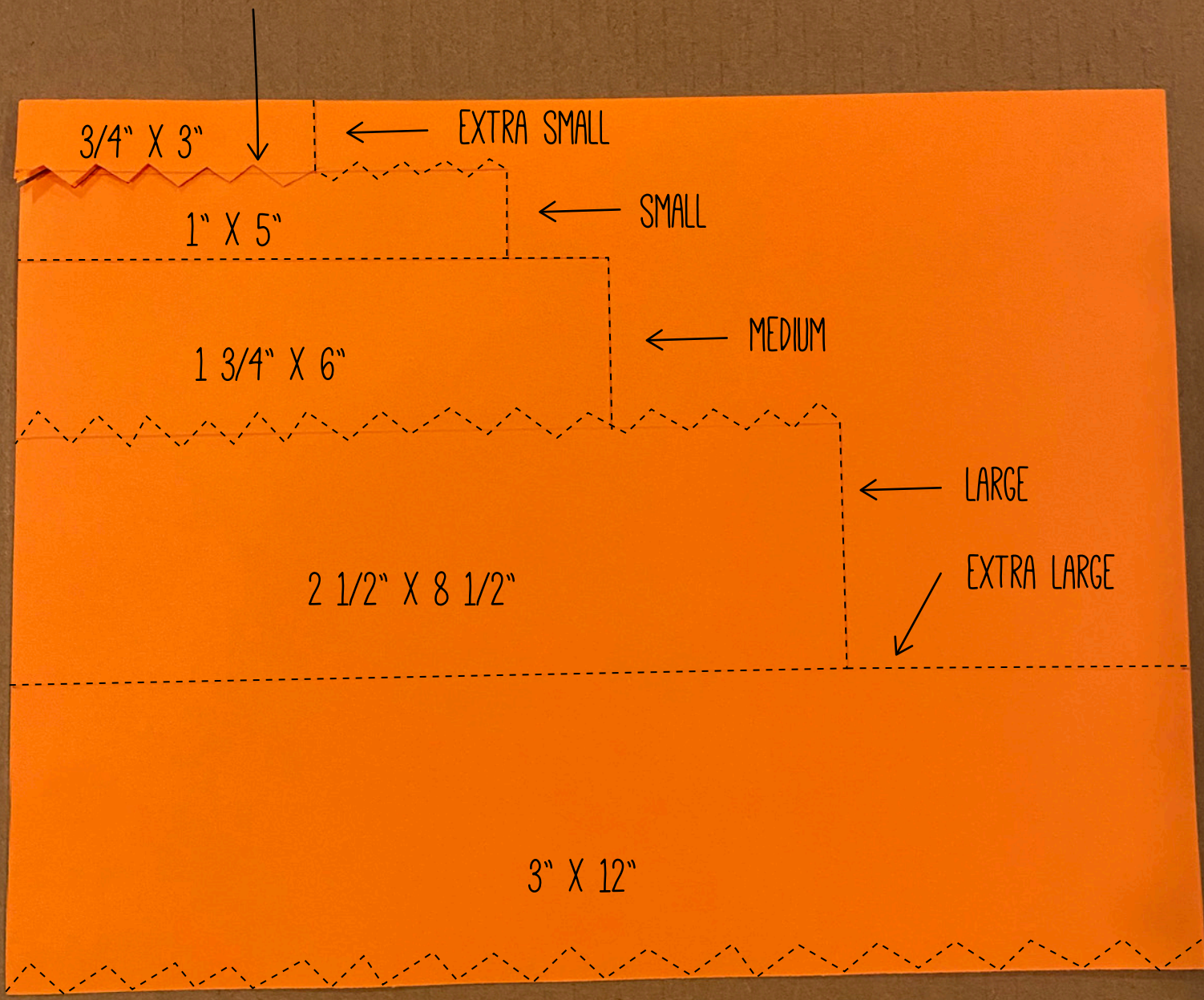
$2 \ 1/2" \times 8 \ 1/2"$

$3" \times 12"$



# CAMPFIRE

CUT TRIANGULAR LINES ON THE LINES



# CAMPFIRE

3/4" X 3"

I like

1" X 5"

I love

1 3/4" X 6"

I like to

2 1/2" X 8 1/2"

My favorite place

3" X 12"

I can

WRITE ON THE POPSICLE STICKS  
& GROUP WITH THE "FIRE" PIECES

"I LIKE"  
"I LOVE"  
"I LIKE TO"  
"MY FAVORITE PLACE"  
"I CAN"


# CAMPFIRE



PLACE THE "I LIKE" STICK IN  
THE CENTER OF THE CIRCLE

ROLL & TAPE THE "EXTRA SMALL" FIRE PIECE  
TOGETHER & PLACE ON TOP OF THE STICK


# CAMPFIRE



PLACE THE "I LOVE" STICK IN  
THE CENTER OF THE CIRCLE  
ABOVE THE "I LIKE" STICK

ROLL & TAPE THE "SMALL" FIRE PIECE  
TOGETHER & PLACE ON TOP OF THE STICK  
AROUND THE "EXTRA SMALL" FIRE

# CAMPFIRE



PLACE THE "I LIKE TO"  
STICK IN THE CENTER  
OF THE CIRCLE ABOVE  
THE "I LOVE" STICK

ROLL & TAPE THE "MEDIUM" FIRE PIECE  
TOGETHER & PLACE ON TOP OF THE STICK  
AROUND THE "SMALL" FIRE

# CAMPFIRE



ROLL & TAPE THE "LARGE"  
FIRE PIECE TOGETHER &  
PLACE ON TOP OF THE STICK  
AROUND THE "MEDIUM" FIRE

PLACE THE "MY  
FAVORITE PLACE"  
STICK IN THE  
CENTER ABOVE THE  
"I LOVE" STICK

# CAMPFIRE



PLACE THE  
"I CAN" STICK  
IN THE CENTER  
OF THE CIRCLE  
ABOVE THE  
"MY FAVORITE  
PLACE" STICK


ROLL & TAPE THE "EXTRA LARGE"  
FIRE PIECE TOGETHER &  
PLACE ON TOP OF THE STICK  
AROUND THE "LARGE" FIRE

# CAMPFIRE

MARSHMALLOW



SMALL SKEWER



PLACE SKEWER INTO  
THE MARSHMALLOW





FIX YOUR THOUGHTS  
ON JESUS

HEBREWS 3:1

FIX YOUR THOUGHTS  
ON JESUS

HEBREWS 3:1

FIX YOUR THOUGHTS  
ON JESUS

HEBREWS 3:1

FIX YOUR THOUGHTS  
ON JESUS

HEBREWS 3:1