

FOXES

FOXES

COUNTING & TYING

FOCUS

JUDGES 13:5, 16:13 & 17

Samson lead Israel against the Philistines and destroyed a lot of their crops!

MATERIALS

Samson coloring page (1 per child)
Headband with 7 braids (1 per child)
Foxes (30 per child)
Torches (15 per child)
Philistines Crops coloring page (1 per child)
Flames (1 set per child)
Crayons and glue

ACTIVITIES

1. INTRODUCTION

TALK: Samson helped to deliver Israel against the Philistines.

ACTIVITY: Have your Tiny Arrow color the Samson coloring page



CORRESPONDING VERSE

"HE WILL TAKE THE LEAD IN DELIVERING ISRAEL FROM THE HANDS OF THE PHILISTINES."

JUDGES 13:5

2. 7 BRAIDS

TALK: Samson had never cut his hair because he was a Nazirite from birth. So he put his hair into 7 braids.

ACTIVITY: Help your Tiny Arrow braid the yarn into 7 braids on the headband.



THE SEVEN BRAIDS OF MY HEAD.

JUDGES 16:13.

"NO RAZOR HAS EVER BEEN USED ON MY HEAD," HE SAID, "BECAUSE I HAVE BEEN A NAZIRITE DEDICATED TO GOD FROM MY MOTHER'S WOMB."

JUDGES 16:17

ACTIVITIES

3. 300 FOXES

TALK: One day Samson was planning to take revenge on the Philistines so he went out and caught 300 foxes.

ACTIVITY: Hide the 30 foxes somewhere for your Tiny Arrow to find, then let them find and color them!



CORRESPONDING VERSE

SO HE WENT OUT AND
CAUGHT 300 FOXES.

JUDGES 16:4

4. TYING TAILS

TALK: Samson put the foxes in pairs and tied their tails together.

ACTIVITY: Help your Tiny Arrow put the 30 foxes into 15 pairs, then tie each set of foxes together by their tails.



AND HE TIED THEM TAIL TO
TAIL IN PAIRS.

JUDGES 16:4

5. TYING TORCHES

TALK: Samson then fastened torches to each pair of fox tails!

ACTIVITY: Help your Tiny Arrow clip the torches to each pair of foxes.



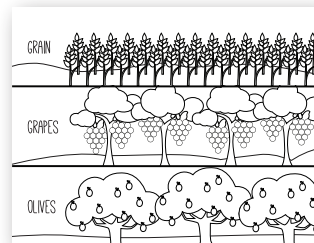
HE THEN FASTENED A TORCH
TO EVERY PAIR OF TAILS.

JUDGES 15:4

6. FIRE IN THE FIELDS

TALK: Then Samson let the foxes loose in the Philistines standing grain, vineyards and olive groves, burning everything up!

ACTIVITY: Color the Philistines Crops and flames coloring pages. Then, drag the foxes over the fields and glue the flames on the fields.



LIT THE TORCHES AND LET
THE FOXES LOOSE IN THE
STANDING GRAIN OF THE
PHILISTINES. HE BURNED UP
THE SHOCKS AND STANDING
GRAIN, TOGETHER WITH THE
VINEYARDS AND OLIVE GROVES.


JUDGES 15:5

OPTIONAL: Hand out each child a bible verse to take home.

SO HE WENT OUT
AND CAUGHT 300 FOXES.

JUDGES 16:4

SAMSON



7 BRAIDS HEADBAND


24" THICK YARN (21 PIECES)

26" RIBBON

5" VELCRO



7 BRAIDS HEADBAND



FOLD APPROX 1" & SEW BOTH ENDS



7 BRAIDS HEADBAND



SEW THE VELCRO ON OPPOSITE ENDS & SIDES



7 BRAIDS HEADBAND

SEW (2 ROWS) THE 21 PIECES OF YARN BETWEEN THE VELCRO PIECES




7 BRAIDS HEADBAND



MAKE 7 BRAIDS & SECURE
WITH A SMALL RUBBER BAND

FOXES

MAKES 1 FOX
MAKE 30



PRINT &
CUT OUT



2 REINFORCEMENT LABELS
1/4" DIAMETER - PERMANENT

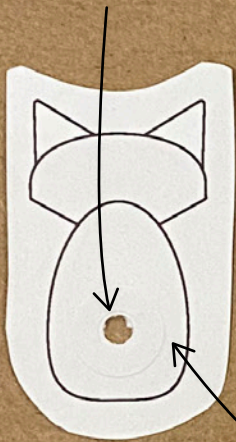


10" THICK ORANGE YARN

FOXES

MAKES 1 FOX


MAKE A HOLE USING A HOLE PUNCHER ON THE BACK OF THE FOX



STRING YARN THROUGH THE HOLE & DOUBLE KNOT ON THE BACK SIDE OF THE FOX



PLACE THE REINFORCEMENT LABELS ON BOTH SIDES OF THE BACK OF THE FOX



KNOT THE OTHER END (OPTIONAL)



FOXES


MAKES 1 FOX

USING A HOT GLUE GUN, GLUE THE FRONT TO THE BACK



TORCHES

MAKES 1 TORCH
MAKE 15



FOXES & TORCHES



TIE TOGETHER

CLIP THE TORCH
TO THE YARN

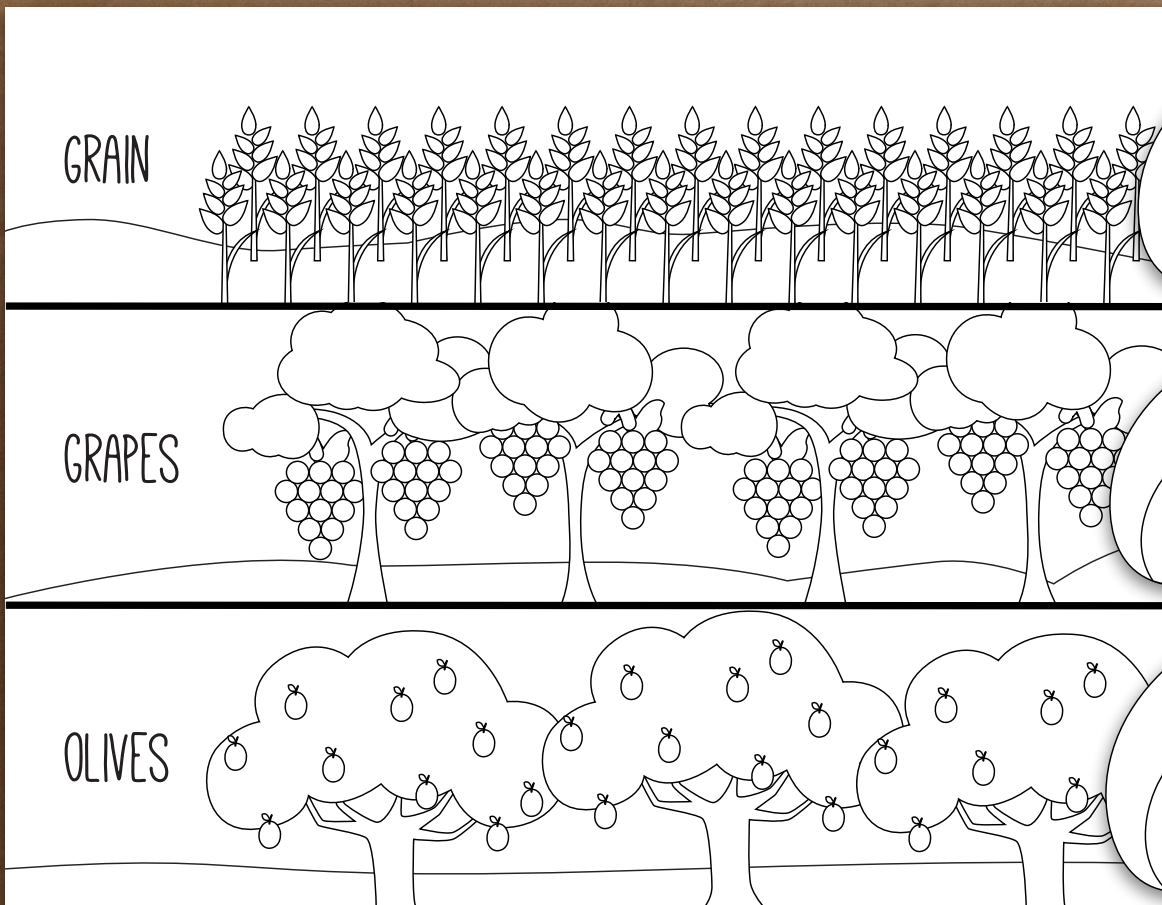



CROPS


PRINT




PRINT & CUT OUT

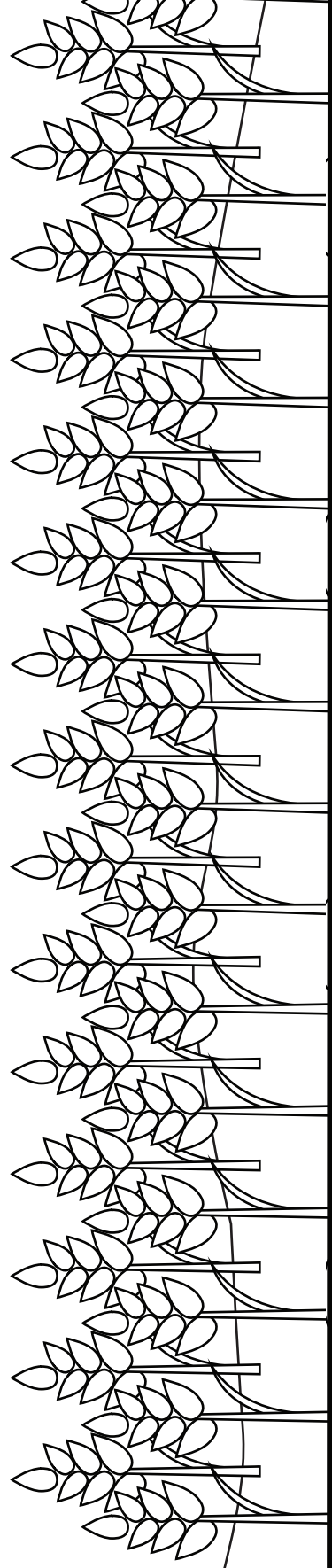


CROPS

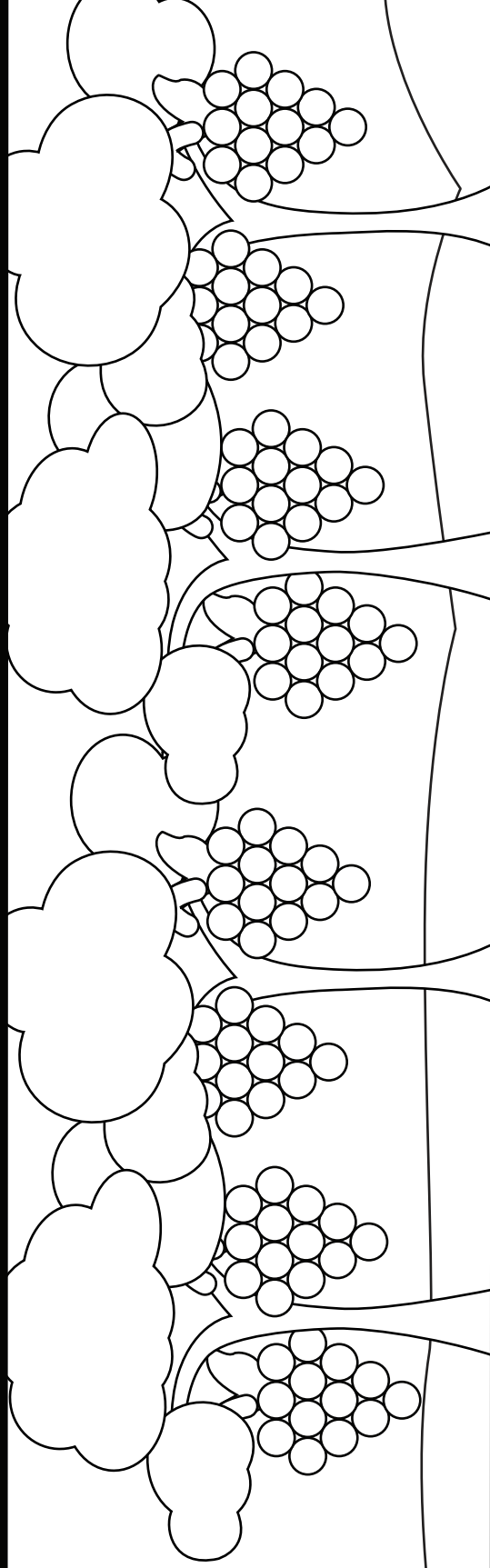


COLOR & GLUE
FIRE ON CROPS

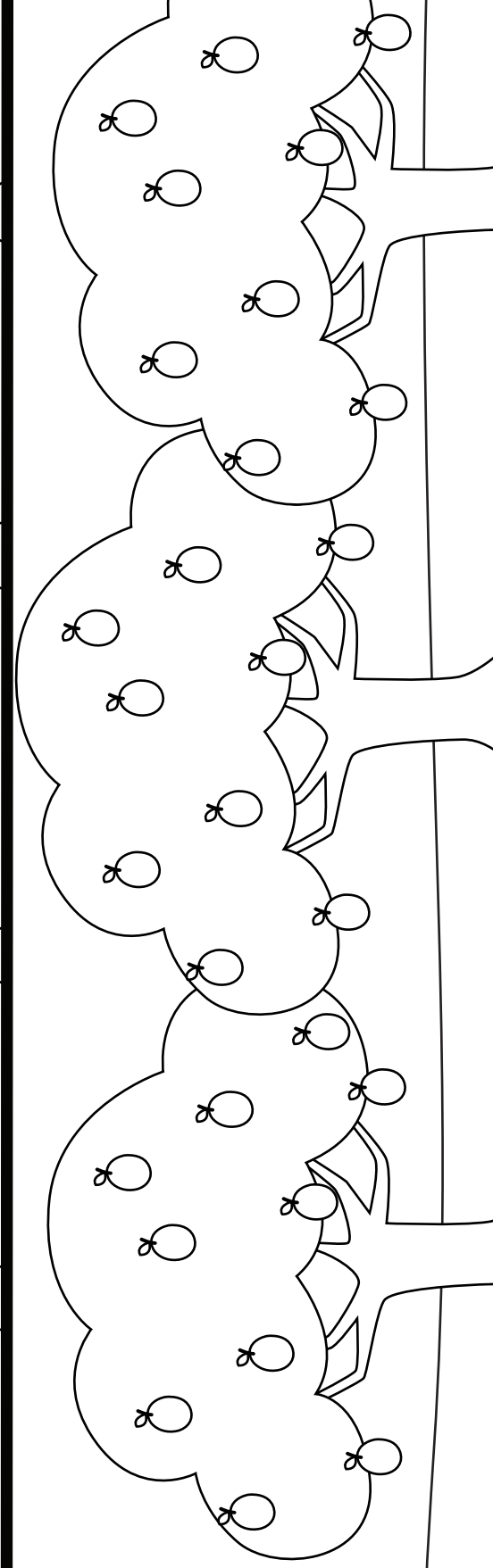
















GRAIN



GRAPES



OLIVES



SO HE WENT OUT
AND CAUGHT 300 FOXES.

JUDGES 16:4

SO HE WENT OUT
AND CAUGHT 300 FOXES.

JUDGES 16:4

SO HE WENT OUT
AND CAUGHT 300 FOXES.

JUDGES 16:4

SO HE WENT OUT
AND CAUGHT 300 FOXES.

JUDGES 16:4