



POWER WEEK 1



POWER

POWER WEEK 1

THE LORD VS. DAGON

FOCUS

1 SAMUEL 4:2-3, 6-7, 5:2-4, 7-8, 10-11 & 6:21
When the Ark of the Covenant, which represents the Lord's presence, was taken by the Philistines, the Lord fought against them and their god Dagon until it was returned to the Israelites!

MATERIALS

The Lord vs. Dagon picture
Team Israel or Team Philistine shirt sticker (1 per child)
Ark of the Covenant and Dagon cardboard picture
Dagon's temple
The Lord vs Dagon coloring page (1 per child)
The path of the Ark map coloring page (1 per child)
Ashdod, Gath, Ekron and Israel sign
Crayons, markers, chalk and glue

ACTIVITIES

1. INTRODUCTION

TALK: Ask the children if they know about the Ark of the Covenant, which represents the Lord's presence, being stolen by the Philistines.

ACTIVITY: Show children the The Lord vs. Dagon picture and hang nearby for them to see.

2. BATTLE

TALK: While Eli was the high priest the Israelites went to war with the Philistines and the Philistines won!

ACTIVITY: Have the children color either a "Team Israel" or "Team Philistine" sticker and place it on their shirt. Draw two large circles in chalk over 10' away from each other, labeling one Team Israel and the other Team Philistine. Then divide the children into two groups in their respective matching circles. After, have them join in the middle and have the Philistines chase the Israelites back to their circle.

CORRESPONDING VERSE



THE PHILISTINES DEPLOYED THEIR FORCES TO MEET ISRAEL, AND AS THE BATTLE SPREAD, ISRAEL WAS DEFEATED BY THE PHILISTINES.

1 SAMUEL 4:2

ACTIVITIES

3. GET THE ARK

TALK: The Israelites returned home, and decided to try to defeat the Philistines again, but this time they would bring the Ark of the Covenant with them.

ACTIVITY: Have the Israelites grab the ark and bring it to their circle.



CORRESPONDING VERSE

"LET US BRING THE ARK OF THE LORD'S COVENANT FROM SHILOH, SO THAT HE MAY GO WITH US AND SAVE US FROM THE HAND OF OUR ENEMIES."

1 SAMUEL 4:3

4. GOD IN THE CAMP

TALK: The Israelites were so excited to see the ark they shouted, and the Philistines had to fight hard because they were scared. The Philistines won and captured the Ark!

ACTIVITY: Have 2 children hold the Ark and all the Israelites shout! Then have the Philistines look scared, then run after them and chase the Israelites away and pick up the fallen Ark.


"WHAT'S ALL THIS SHOUTING IN THE HEBREW CAMP?" WHEN THEY LEARNED THAT THE ARK OF THE LORD HAD COME INTO THE CAMP, THE PHILISTINES WERE AFRAID.

1 SAMUEL 4:6-7

5. DAGON'S TEMPLE

TALK: The Philistines brought the ark back to their home and into the temple of their god Dagon.

ACTIVITY: Put the Ark next to Dagon in the temple, then color the first section of The Lord vs. Dagon coloring page.




THEN THEY CARRIED THE ARK INTO DAGON'S TEMPLE AND SET IT BESIDE DAGON.

1 SAMUEL 5:2

6. BOW DOWN

TALK: The next morning the Philistines went to the temple and their god was flat on his face before the ark!

ACTIVITY: Go to the temple and see Dagon on the ground. Then color part 2 of The Lord vs. Dagon coloring page.



WHEN THE PEOPLE WOKE UP TO GO SEE THEIR GOD, HE WAS LYING FLAT ON HIS FACE BEFORE THE ARK! WHEN THE PEOPLE OF ASHDOD ROSE EARLY THE NEXT DAY, THERE WAS DAGON, FALLEN ON HIS FACE ON THE GROUND BEFORE THE ARK OF THE LORD! THEY TOOK DAGON AND PUT HIM BACK IN HIS PLACE.


1 SAMUEL 5:3

ACTIVITIES

7. BOW AGAIN

TALK: The next morning they went to the temple and not only was Dagon on his face before the Ark, but his head and hands had been taken off and were on the entrance to the temple.

ACTIVITY: Have the children check the temple again and see the Dagon statue on the ground with his hands and head at the entrance to the temple and finish the The Lord vs. Dagon coloring page.



CORRESPONDING VERSE

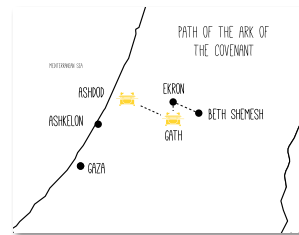
BUT THE FOLLOWING MORNING WHEN THEY ROSE, THERE WAS DAGON, FALLEN ON HIS FACE ON THE GROUND BEFORE THE ARK OF THE LORD! HIS HEAD AND HIS HANDS HAD BEEN BROKEN OFF AND WERE LYING ON THE THRESHOLD; ONLY HIS BODY REMAINED.

1 SAMUEL 5:4

8. MOVE TO GATH

TALK: The people were scared of the Ark! So they sent it away from them to another Philistine city, Gath.

ACTIVITY: Have the Philistines move the Ark from Ashdod to Gath. Then glue the Ark over the Gath circle on the map and fill in the line from Ashdod to Gath.



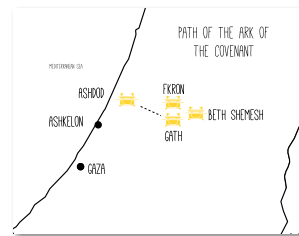
"THE ARK OF THE GOD OF ISRAEL MUST NOT STAY HERE WITH US, BECAUSE HIS HAND IS HEAVY ON US AND ON DAGON OUR GOD"... SO THEY MOVED THE ARK OF THE GOD OF ISRAEL.

1 SAMUEL 5:7-8

9. MOVE AGAIN, THEN HOME

TALK: The Ark moved from Gath to Ekron and then they were so scared of it, they sent it back to the Israelites in Beth Shemesh!

ACTIVITY: Have the Philistines move the Ark from Gath to Ekron then to Beth Shemesh. The glue the Ark on Ekron then Beth Shemesh, drawing a line to each city.



AS THE ARK OF GOD WAS ENTERING EKRON, THE PEOPLE OF EKRON CRIED OUT, "THEY HAVE BROUGHT THE ARK OF THE GOD OF ISRAEL AROUND TO US TO KILL US AND OUR PEOPLE." SO THEY CALLED TOGETHER ALL THE RULERS OF THE PHILISTINES AND SAID, "SEND THE ARK OF THE GOD OF ISRAEL AWAY; LET IT GO BACK TO ITS OWN PLACE, OR IT WILL KILL US AND OUR PEOPLE."

1 SAMUEL 5:10-11

THE PHILISTINES HAVE RETURNED THE ARK OF THE LORD.


1 SAMUEL 6:21

OPTIONAL: Hand out each child a bible verse to take home.

WHEN THE PEOPLE OF ASHDOD ROSE EARLY THE NEXT DAY, THERE WAS DAGON, FALLEN ON HIS FACE ON THE GROUND BEFORE THE ARK OF THE LORD!


1 SAMUEL 5:3

THE LORD VS. DAGON




TEAM STICKERS

PRINT ON STICKER PAPER & CUT INTO RECTANGLES




TEAM ISRAEL




TEAM PHILISTINE




FEETAMI ISRAEL




FEETAMI ISRAEL



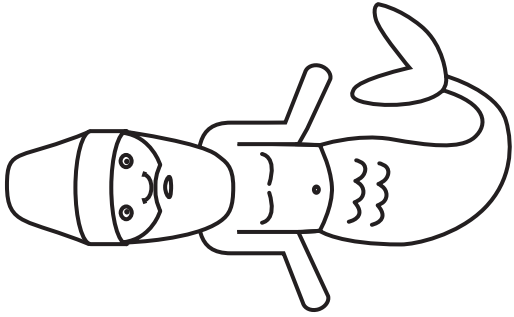
FEETAMI ISRAEL




FEETAMI ISRAEL



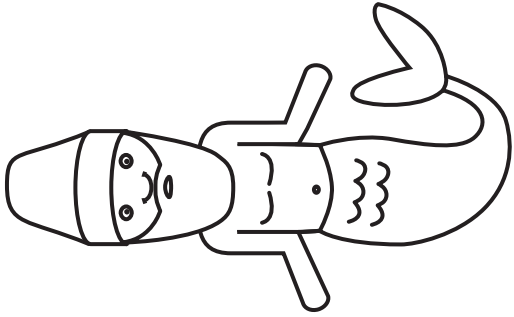
FREE M PHILISTINE




FREE M PHILISTINE



FREE M PHILISTINE



FREE M PHILISTINE



BATTLE FIELD

I drew two large circles using chalk and wrote "Israel" in one and "Philistine" in the other.



ARK & DAGON

I traced and painted the Ark of the Covenant and Dagon on large pieces of cardboard.

ARK



PAINT ARK & CUT OUT AROUND SHAPE



ADD A PIECE OF CARDBOARD TO THE BACK FOR SUPPORT SO IT CAN STAND FREELY

DAGON



PAINT DAGON & CUT OUT AROUND SHAPE



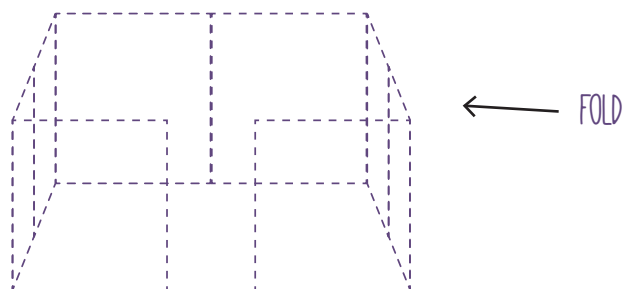
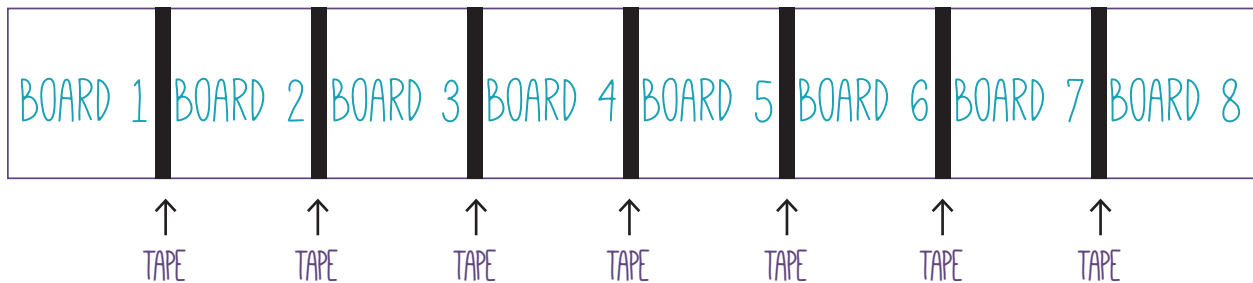
MAKE THE HEAD REMOVABLE WITH VELCRO

MAKE SURE THE HANDS CAN BE OFF EASILY WITH AN UTILITY KNIFE FOR CLASS


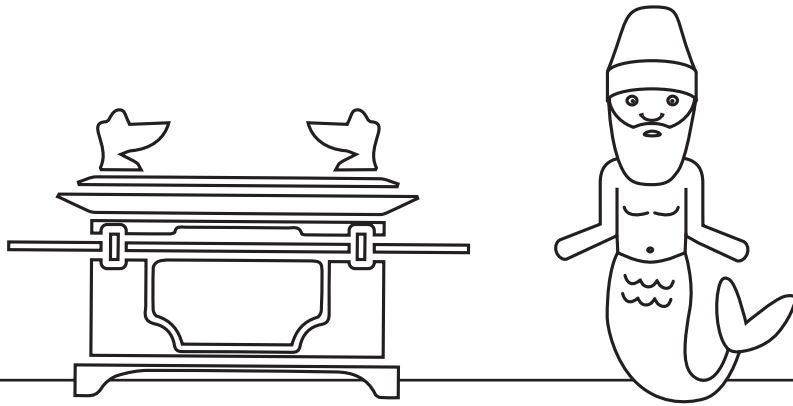
ADD A PIECE OF CARDBOARD TO THE BACK FOR SUPPORT SO IT CAN STAND FREELY

TEMPLE


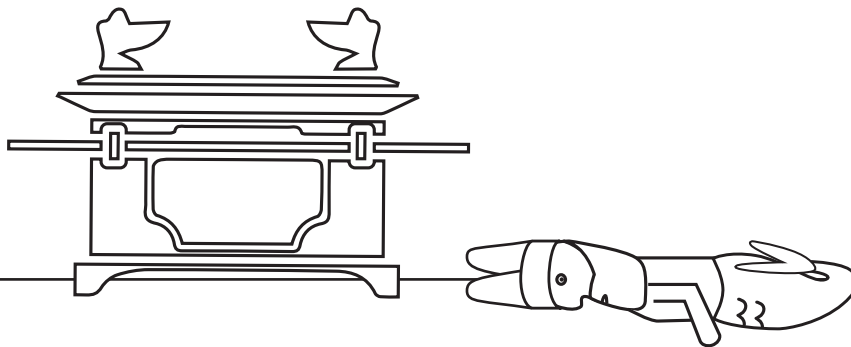
Using Gorilla tape, I taped 8 pieces of large cardboard together, leaving the two ends open to form a door.



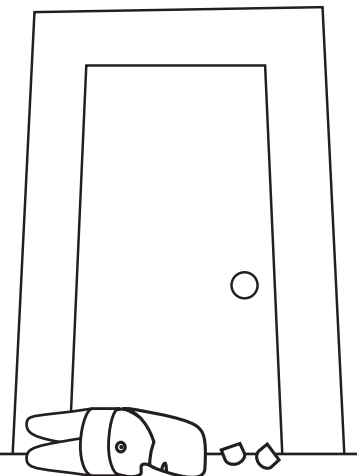
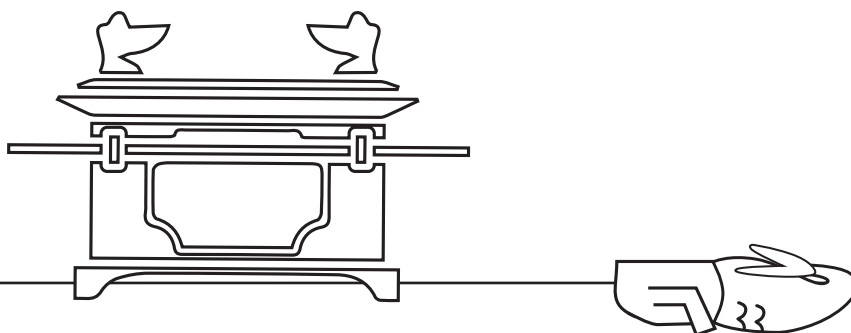
THE ARK OF THE COVENANT IS BROUGHT TO DAGON'S TEMPLE



DAGON BOWS BEFORE THE ARK OF THE COVENANT



DAGON BOWS BEFORE THE ARK OF THE COVENANT
& HIS HANDS & HEAD GET REMOVED

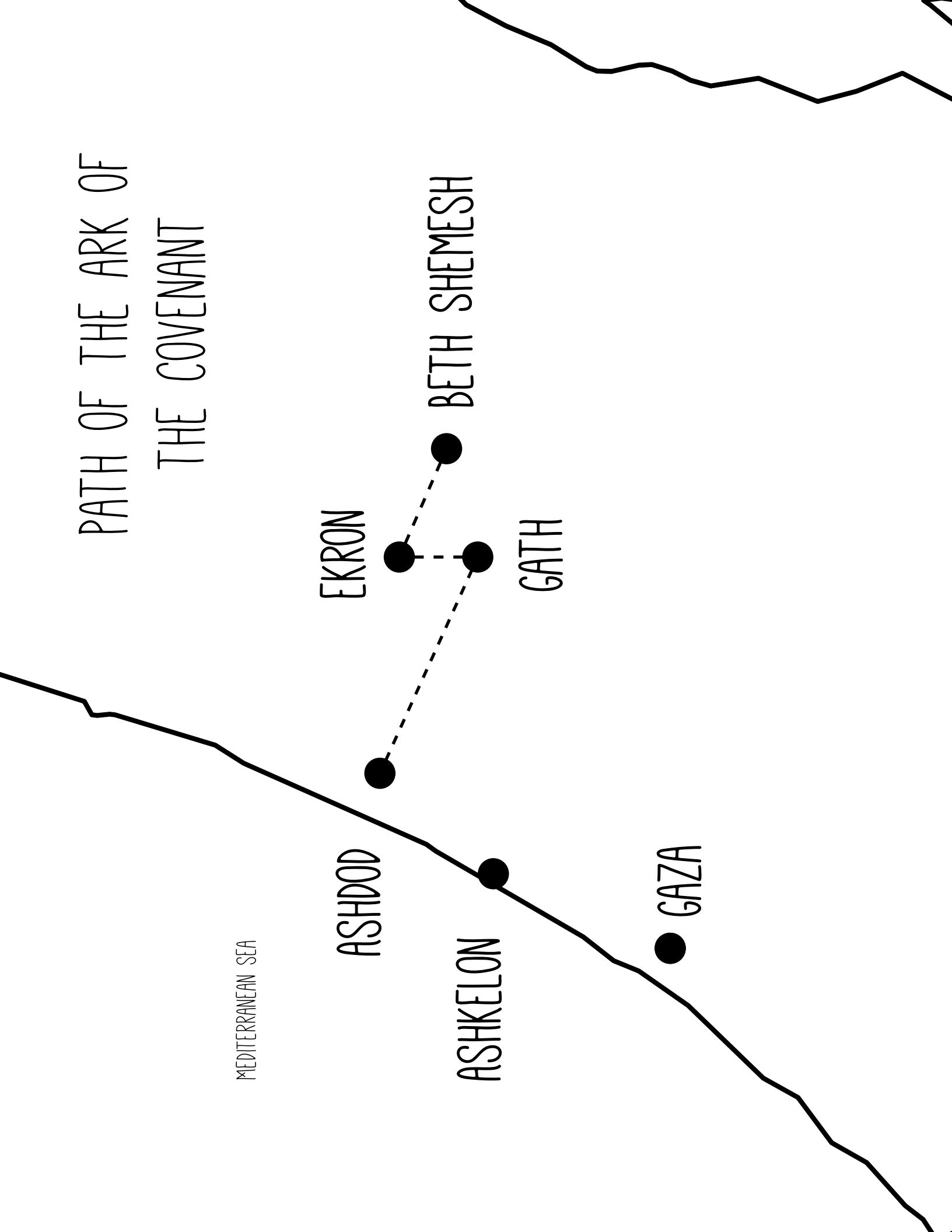


ASHDOD, GATH, EKRON & ISRAEL SIGNS

I wrote the name of the city on a white project trifold display board (cut into 4 pieces), taped them to the wall and spaced them out so the children had to carry the ark from one place to another.



PATH OF THE ARK OF THE COVENANT



MEDITERRANEAN SEA

ASHDOD


ASHKELON

GAZA

EKRON

GATH

BETH SHEMESH



WHEN THE PEOPLE OF ASHDOD ROSE
EARLY THE NEXT DAY, THERE WAS DAGON,
FALLEN ON HIS FACE ON THE GROUND
BEFORE THE ARK OF THE LORD!

1 SAMUEL 5:3

WHEN THE PEOPLE OF ASHDOD ROSE
EARLY THE NEXT DAY, THERE WAS DAGON,
FALLEN ON HIS FACE ON THE GROUND
BEFORE THE ARK OF THE LORD!

1 SAMUEL 5:3

WHEN THE PEOPLE OF ASHDOD ROSE
EARLY THE NEXT DAY, THERE WAS DAGON,
FALLEN ON HIS FACE ON THE GROUND
BEFORE THE ARK OF THE LORD!

1 SAMUEL 5:3

WHEN THE PEOPLE OF ASHDOD ROSE
EARLY THE NEXT DAY, THERE WAS DAGON,
FALLEN ON HIS FACE ON THE GROUND
BEFORE THE ARK OF THE LORD!

1 SAMUEL 5:3