



# BLOOD WEEK 3





# BLOOD

## BLOOD WEEK 3

# MERCY SEAT

### FOCUS

LEVITICUS 16:15-16, ISAIAH 53:5, MATTHEW 26:28,  
ROMANS 3:25 & 5:9, 1 CORINTHIANS 11:25  
& EPHESIANS 2:13

The High Priest sprinkled blood on the Mercy Seat for Israel, and Jesus, the High Priest, poured His blood on the Mercy Seat for the world!

### MATERIALS


Mercy Seat picture  
Grape juice  
High Priest and the Ark coloring page and Israel (1 set per child)  
Jesus and the Ark coloring page and world (1 set per child)  
High Priest actor and hat  
Jesus actor  
Jesus' Blood coloring page and grape juice (1 set per child)  
Ark with contents inside  
Cup for juice (1 per child)  
Crayons and glue

### ACTIVITIES

#### 1. INTRODUCTION

**TALK:** Ask the children if they know about the Mercy Seat or Ark of the Covenant.

**ACTIVITY:** Show children the Mercy Seat picture and hang nearby for them to see.



#### 2. HIGH PRIEST & THE ARK

**TALK:** At Yom Kippor the High Priest sprinkled blood on the Atonement Cover or Mercy Seat, of the Ark of the Covenant to ask God for the forgiveness of Israel's sins!

**ACTIVITY:** Color the **High Priest and the Ark coloring page** and glue Israel on top of the Ark. Then have the High Priest sprinkle grape juice on the top of the ark.



### CORRESPONDING VERSE

HE SHALL SPRINKLE IT ON THE ATONEMENT COVER AND IN FRONT OF IT. IN THIS WAY HE WILL MAKE ATONEMENT FOR THE MOST HOLY PLACE BECAUSE OF THE UNCLEANNESS AND REBELLION OF THE ISRAELITES, WHATEVER THEIR SINS HAVE BEEN.

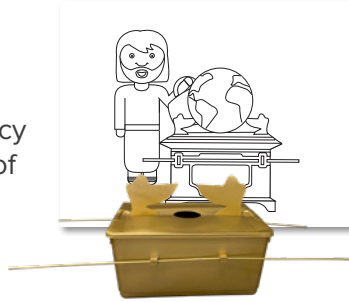
LEVITICUS 16:15-16

## ACTIVITIES

### 3. JESUS & THE ARK

**TALK:** Jesus was the High Priest, and when he died, he poured his blood on the atonement cover, or mercy seat, of the Ark of the Covenant for the forgiveness of sins for the whole world!

**ACTIVITY:** Color Jesus and the Ark coloring page and glue the World on top of the Ark. Then have Jesus pour blood on top of the mercy seat.



## CORRESPONDING VERSE


GOD PRESENTED CHRIST AS A SACRIFICE OF ATONEMENT, THROUGH THE SHEDDING OF HIS BLOOD—TO BE RECEIVED BY FAITH.

ROMANS 3:25

### 4. JESUS' BLOOD

**TALK:** Jesus' blood was so powerful it did more than just forgive us, it healed us, saved us and protected us too!

**ACTIVITY:** Have the children lightly brush the grape juice on the page to find the hidden message; Jesus' blood Forgives, Heals, Saves, and Protects me!



### 5. WIPES SINS CLEAN

**TALK:** When we follow Jesus, He can not only forgive us of our sins, but wash us in His blood to take away our sins!

**ACTIVITY:** Open cover and take out the red cloth and "wipe" away sins from children.



THIS IS MY BLOOD OF THE COVENANT, WHICH IS Poured OUT FOR MANY FOR THE FORGIVENESS OF SINS.

MATTHEW 26:28

### 6. HEALED

**TALK:** We can be healed by the blood of Jesus!

**ACTIVITY:** Open cover and take out red band-aids and put one on each child.



AND BY HIS STRIPES WE ARE HEALED.

ISAIAH 53:5

### 7. COME NEAR

**TALK:** Jesus loves us and gave His blood to God so that we could come near to God too!

**ACTIVITY:** Open cover and take out one red string per child. Have one end of the string be held by the child, and the other by their parent, then let the parent gently pull their child to them using the red string.



BUT NOW IN CHRIST JESUS YOU WHO ONCE WERE FAR AWAY HAVE BEEN BROUGHT NEAR BY THE BLOOD OF CHRIST.

EPHESIANS 2:13

## ACTIVITIES

### 8. PROTECTS

**TALK:** Jesus' blood is so powerful, that it acts like a shield and protects you!

**ACTIVITY:** Decorate the red shield.



## CORRESPONDING VERSE

SINCE WE HAVE NOW BEEN JUSTIFIED BY HIS BLOOD, HOW MUCH MORE SHALL WE BE SAVED FROM GOD'S WRATH THROUGH HIM!

ROMANS 5:9

### 9. REMEMBER

**TALK:** At communion we drink Jesus' blood in remembrance of what He gave for us!

**ACTIVITY:** Dip small cups into the "blood" that was poured out onto the seat and have each child drink!

IN THE SAME WAY, AFTER SUPPER HE TOOK THE CUP, SAYING, "THIS CUP IS THE NEW COVENANT IN MY BLOOD; DO THIS, WHENEVER YOU DRINK IT, IN REMEMBRANCE OF ME."

1 CORINTHIANS 11:25


**OPTIONAL:** Hand out each child a bible verse to take home.

GOD PRESENTED CHRIST AS A SACRIFICE OF ATONEMENT, THROUGH THE SHEDDING OF HIS BLOOD— TO BE RECEIVED BY FAITH.

ROMANS 3:25



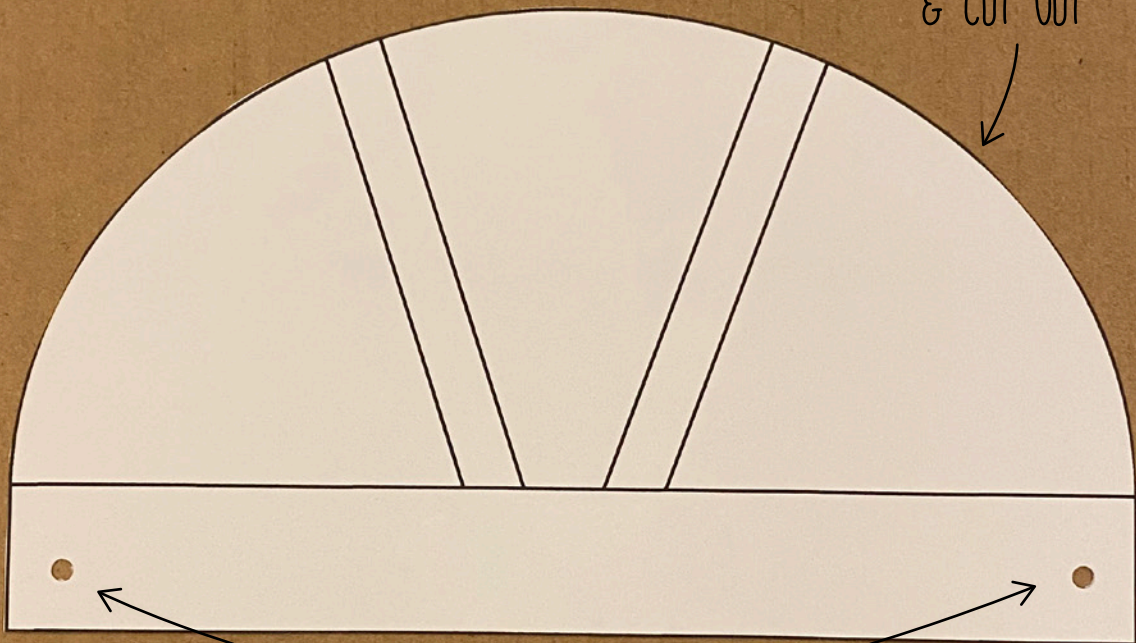
# MERCY SEAT





# HIGH PRIEST HAT

PRINT ON CARD STOCK  
& CUT OUT




HOLE PUNCH



PIPE CLEANER

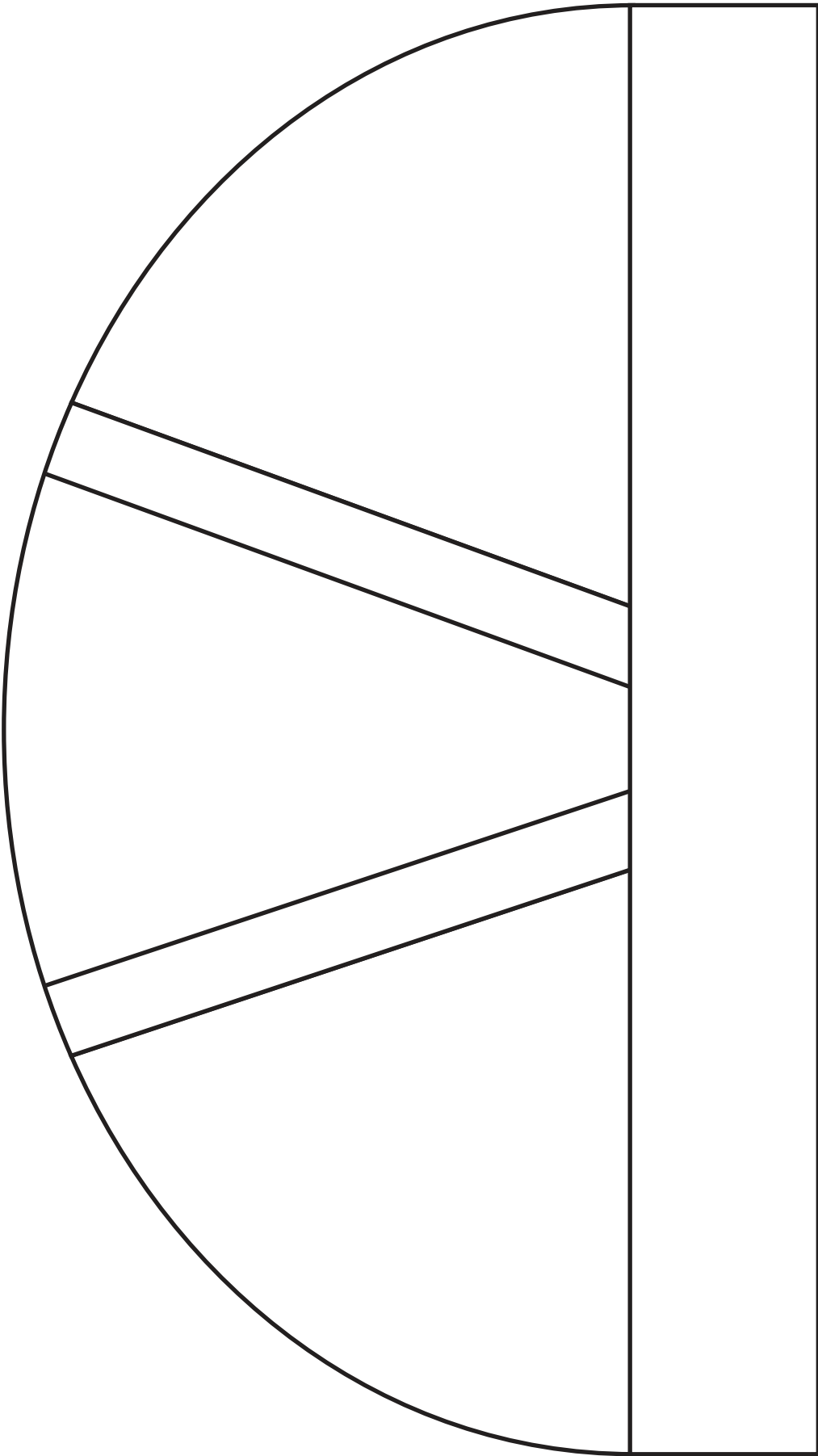


# HIGH PRIEST HAT



PULL PIPE CLEANER THROUGH  
HOLE PUNCH & BEND TO SECURE









# PRIEST & THE ARK

PRINT OUT

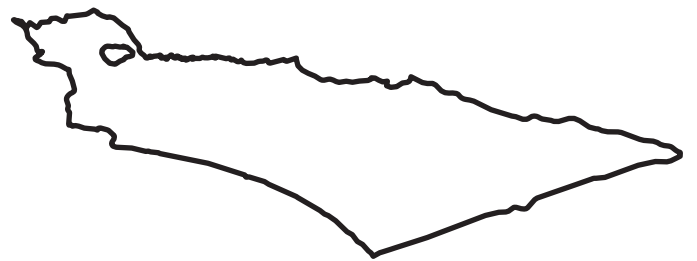
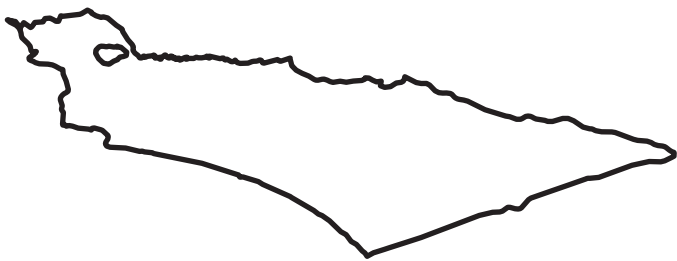
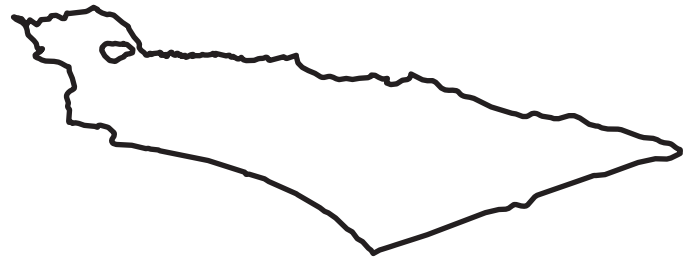
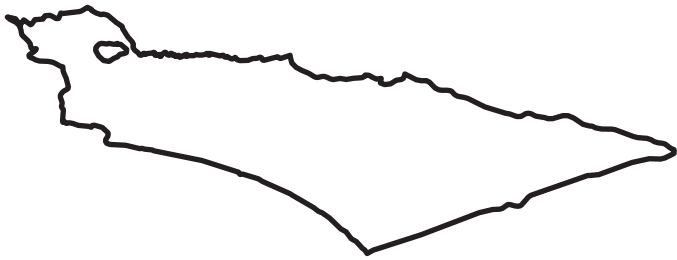
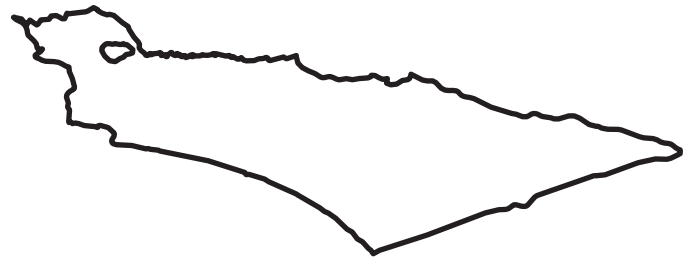
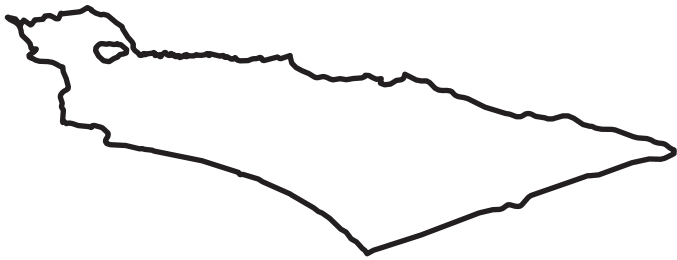
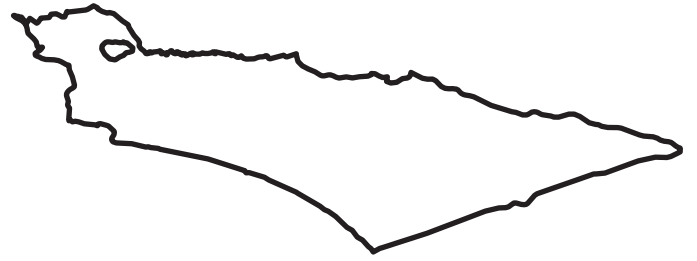
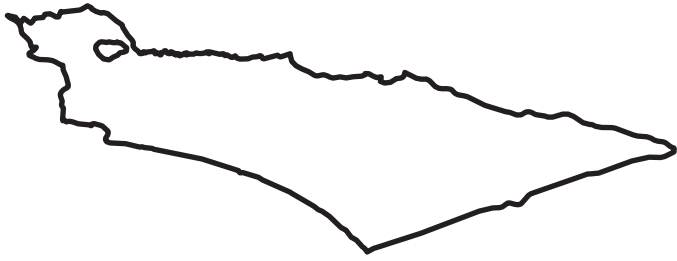
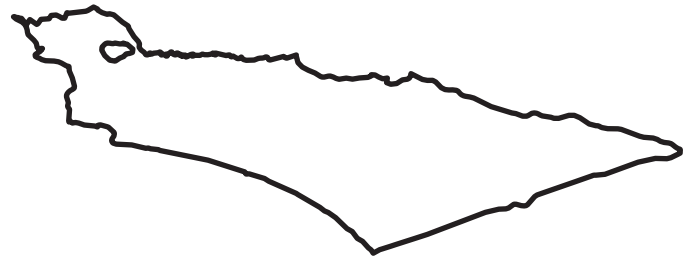
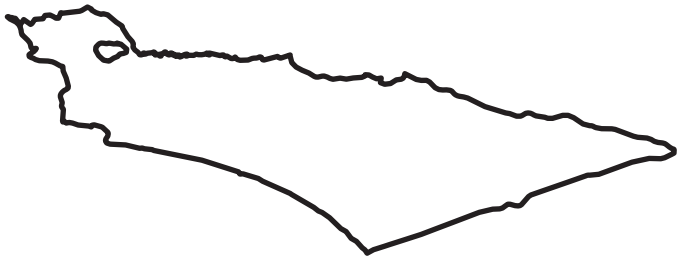


PRINT & CUT OUT  
& GLUE ON ARK





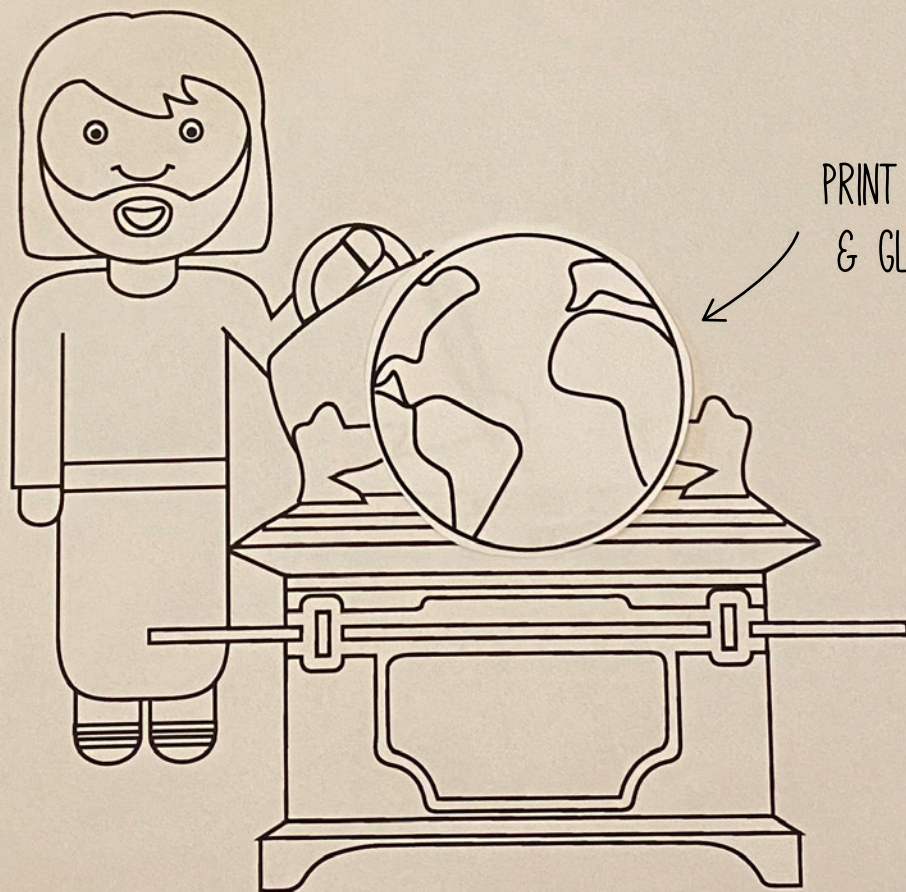







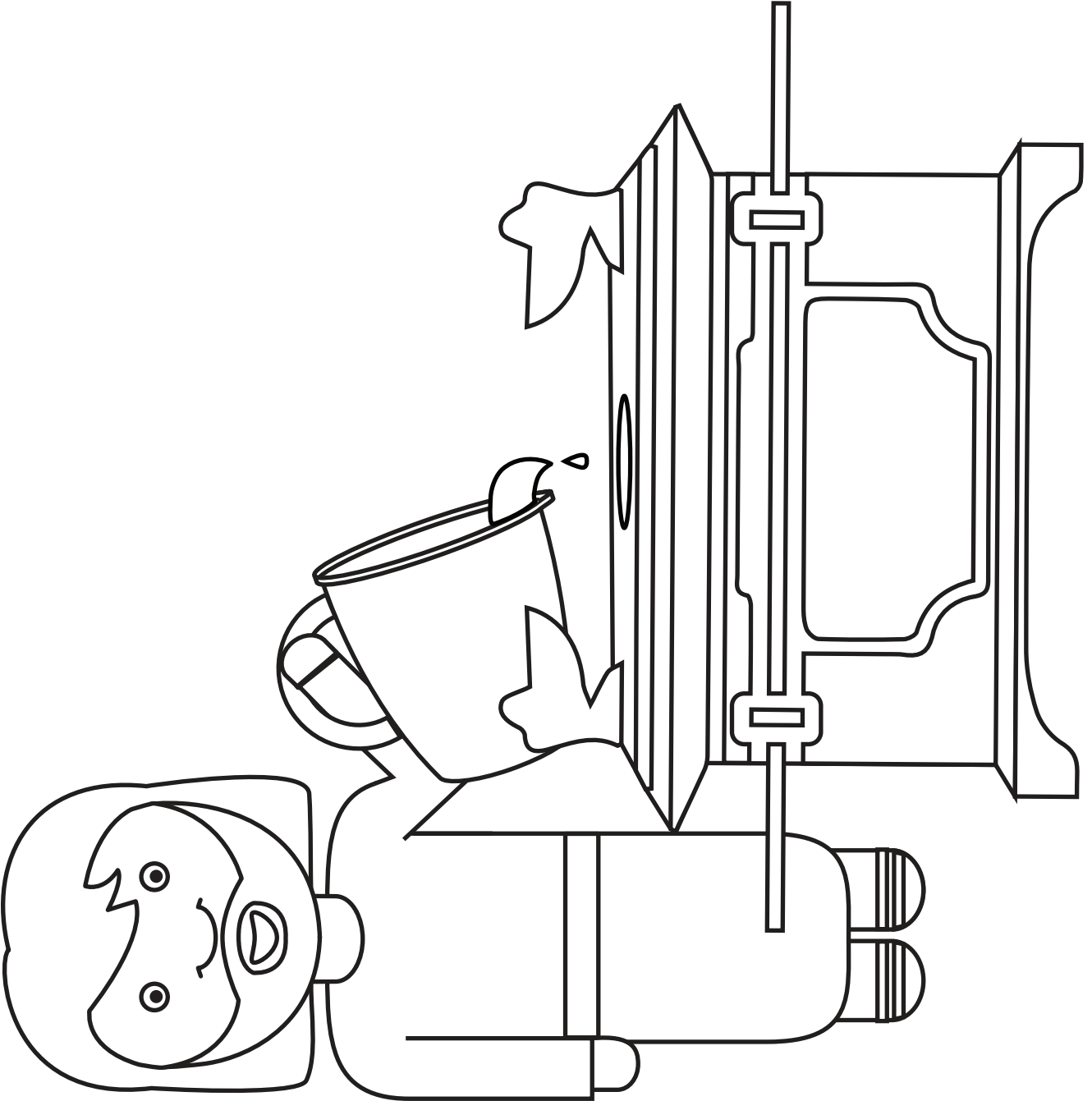
# JESUS & THE ARK

PRINT OUT



PRINT & CUT OUT  
& GLUE ON ARK










# ARK OF THE COVENANT

SPRAY PAINT EVERYTHING USING GOLD SPRAY PAINT

CONTAINER  
11"X14"X6"




CUT ONE  
DOWEL  
IN HALF



4 1" WOOD  
SQUARE BEADS  
-1/8" HOLE



5 1/8" 18"  
DOWELS



CUT OUT THE CHERUBIM TEMPLATE  
& CREATE TWO VERSIONS OF  
IT IN CARDBOARD







# ARK OF THE COVENANT




SPRAY PAINT EVERYTHING GOLD


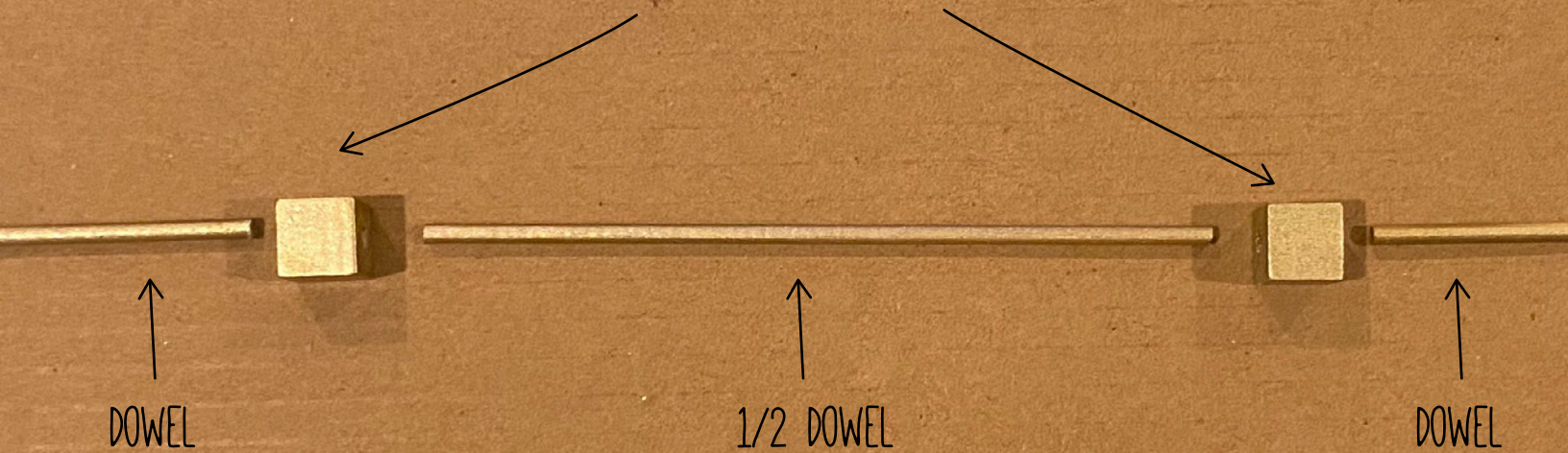




# ARK OF THE COVENANT




PUT HOT GLUE IN THE HOLE & PLACE THE ENDS OF EACH DOWEL INTO THE HOLE OF THE BEAD








HOT GLUE THE HANDLES ONTO BOTH SIDES OF THE CONTAINER



CUT OUT A 2"-3" CIRCLE IN THE MIDDLE OF THE LID

THE WIDTH SHOULD BE A LITTLE SMALLER THAN THE CUP'S DIAMETER

CREATE THIN SLITS IN THE MIDDLE OF THE LID FOR THE CHERUBIM TO FIT IN, THEN HOT GLUE THEM ON FROM THE UNDERNEATH THE LID




THE CUP WILL GO UNDERNEATH THE HOLE & BE ABOUT THE SAME HEIGHT AS THE CONTAINER TO CATCH THE GRAPE JUICE AS IT IS BEING POURED IN. YOU CAN TAPE THE BOTTOM OF THE CUP TO THE INSIDE BOTTOM OF THE CONTAINER SO IT DOES NOT MOVE.






PLACE EVERYTHING INSIDE THE ARK  
& PUT THE LID BACK ON





# JESUS' BLOOD REVEAL

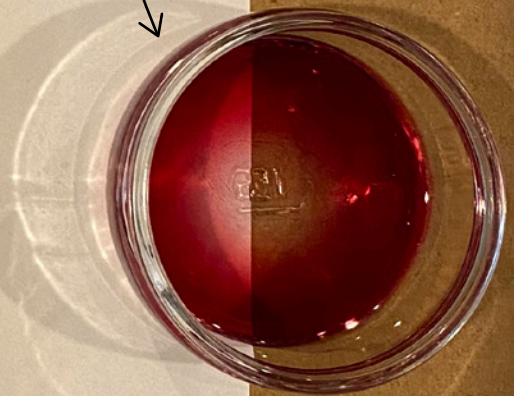

WHITE PAPER  
(1 SHEET PER CHILD)



SMALL CUP OF  
GRAPE JUICE  
(1 PER CHILD)



WHITE CRAYON




» YOU WILL ALSO NEED 1 PAINT BRUSH PER CHILD «



# JESUS' BLOOD REVEAL

USING THE WHITE  
CRAYON WRITE:

JESUS' BLOOD  
FORGIVES, HEALS,  
SAVES AND  
PROTECTS ME!



USING THE PAINT BRUSH, LET THE CHILDREN LIGHTLY BRUSH THE JUICE  
ONTO THE PAPER TO REVEAL THE MESSAGE



# RED CLOTH

YOU CAN USE A RED WASH CLOTH, POT HOLDER OR FELT

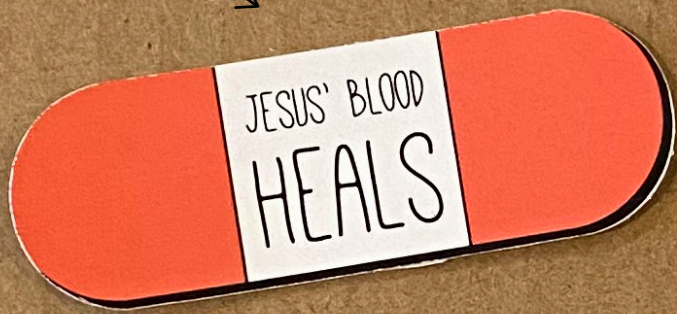




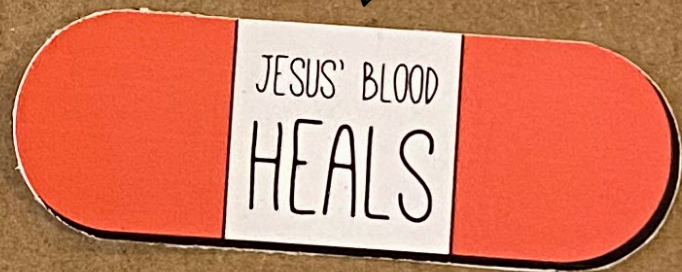
# RED BAND-AID STICKER

GIVE EACH CHILD AT LEAST 1 STICKER

PRINT ON STICKER PAPER



CUT OUT










# RED STRING

4' OF RED YARN




TIE THE ENDS  
TO MAKE HANDLES





# RED SHIELD

9"X6" CARDBOARD




6"X2" RED FELT





# RED SHIELD

HOT GLUE THE TOP &  
BOTTOM OF THE FELT  
ON THE BACK OF THE  
SHIELD—LEAVING SPACE  
FOR THE CHILD'S ARM  
TO GO THROUGH





# RED SHIELD

PAINT/ SPRAY PAINT  
RED





GOD PRESENTED CHRIST AS A  
SACRIFICE OF ATONEMENT, THROUGH  
THE SHEDDING OF HIS BLOOD—  
TO BE RECEIVED BY FAITH.

ROMANS 3:25

GOD PRESENTED CHRIST AS A  
SACRIFICE OF ATONEMENT, THROUGH  
THE SHEDDING OF HIS BLOOD—  
TO BE RECEIVED BY FAITH.

ROMANS 3:25

GOD PRESENTED CHRIST AS A  
SACRIFICE OF ATONEMENT, THROUGH  
THE SHEDDING OF HIS BLOOD—  
TO BE RECEIVED BY FAITH.

ROMANS 3:25

GOD PRESENTED CHRIST AS A  
SACRIFICE OF ATONEMENT, THROUGH  
THE SHEDDING OF HIS BLOOD—  
TO BE RECEIVED BY FAITH.

ROMANS 3:25