

# DESTINY

## DESTINY

## JOSEPH'S 2 DREAMS

---

### FOCUS

GENESIS 30:23-24, 37:3 & 6-10

When Joseph was 17, he had 2 dreams about his future!

### MATERIALS

Joseph coloring page (1 per child)

Sheaves coloring page and 12 sheaves (1 set per child)

Scepter and decorations (1 per child)

Sun, moon, stars and Joseph markers (1 per child)

Multi-colored tie blanket (1 set per child)

Dream journey *optional* (1 per child)

Crayons and tape

### ACTIVITIES

#### 1. INTRODUCTION

**TALK:** Joseph was Jacob's 11th son! When he was 17, he had two dreams that talked about his destiny!

**ACTIVITY:** Have your Tiny Arrow color the Joseph coloring page.

#### 2. DREAM 1


**TALK:** One night Joseph had a dream, and the next day he shared it with his brothers. He dreamed that they were in the fields and their sheaves of grain circled around Joseph's sheaf and bowed down to it.

**ACTIVITY:** Assemble and place the sheaves on each circle. Bend the brother's sheaves, and leave Joseph's upright.

### CORRESPONDING VERSE

SHE BECAME PREGNANT AND GAVE BIRTH TO A SON AND SAID, "GOD HAS TAKEN AWAY MY DISGRACE." SHE NAMED HIM JOSEPH

GENESIS 30:23-24



HE SAID TO THEM, "LISTEN TO THIS DREAM I HAD: WE WERE BINDING SHEAVES OF GRAIN OUT IN THE FIELD WHEN SUDDENLY MY SHEAF ROSE AND STOOD UPRIGHT, WHILE YOUR SHEAVES GATHERED AROUND MINE AND BOWED DOWN TO IT."

GENESIS 37:6-7

## ACTIVITIES

### 3. JOSEPH'S BROTHERS INTERPRET

**TALK:** Joseph's brothers thought the dream meant that Joseph would rule over them!

**ACTIVITY:** Decorate the scepter.



## CORRESPONDING VERSE

HIS BROTHERS SAID TO HIM, "DO YOU INTEND TO REIGN OVER US? WILL YOU ACTUALLY RULE US?"

GENESIS 37:8

### 4. DREAM 2

**TALK:** Joseph had another dream! This time the sun, moon and 11 stars bowed down to him!

**ACTIVITY:** Color and assemble the sun, moon, 11 stars and Joseph markers and place the 13 markers around Joseph, then bend them to look like they are bowing.



THEN HE HAD ANOTHER DREAM, AND HE TOLD IT TO HIS BROTHERS. "LISTEN," HE SAID, "I HAD ANOTHER DREAM, AND THIS TIME THE SUN AND MOON AND ELEVEN STARS WERE BOWING DOWN TO ME."

GENESIS 37:9

### 5. JOSEPH'S DAD INTERPRETS

**TALK:** This time Joseph's father Jacob heard the dream and asked if it meant that he, his mother and brothers would come before him and bow down.

**ACTIVITY:** Have your Tiny Arrow tell you a dream they had.

WHEN HE TOLD HIS FATHER AS WELL AS HIS BROTHERS, HIS FATHER REBUKED HIM AND SAID, "WHAT IS THIS DREAM YOU HAD? WILL YOUR MOTHER AND I AND YOUR BROTHERS ACTUALLY COME AND BOW DOWN TO THE GROUND BEFORE YOU?"

GENESIS 37:10

### 6. DESTINY

**TALK:** Joseph had two dreams about his destiny!

**ACTIVITY:** Place and tie together the multi-colored blanket. While tying the blanket together, talk about Joseph's two dreams and what he did when he went to Egypt.

**BONUS:** Give your Tiny Arrow a dream journal and encourage them to write down and make pictures about their dreams!



HE MADE AN ORNATE ROBE FOR HIM.


GENESIS 37:3.

**OPTIONAL:** Hand out each child a bible verse to take home.

LISTEN TO THIS  
DREAM I HAD

GENESIS 37:6

JOSEPH



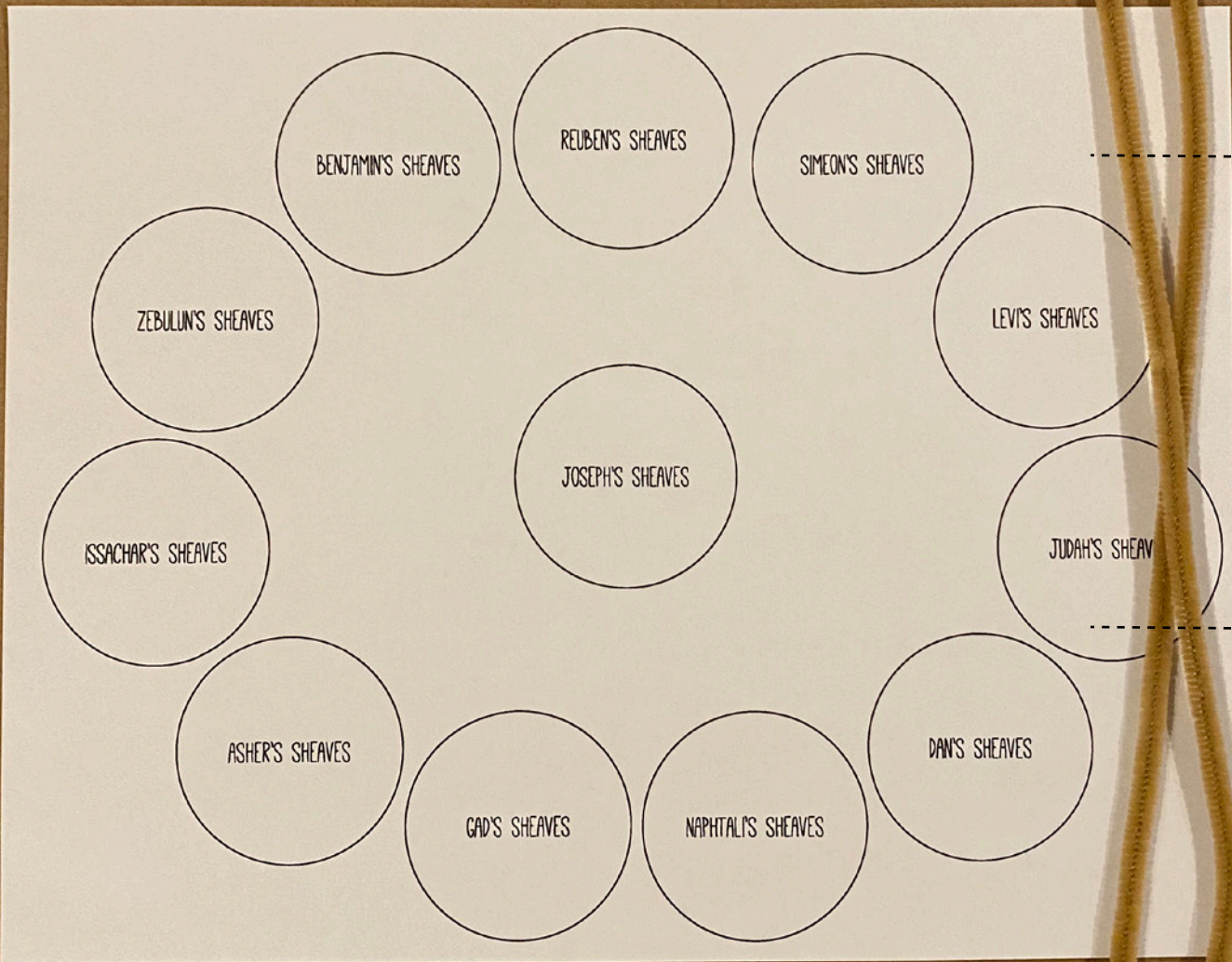


# SHEAVES

PRINT

2 TAN PIPE CLEANERS PER SHEAF  
(24 TOTAL)

CUT PIPE CLEANERS  
IN THIRDS



5" BLACK  
TWIST TIES  
CUT IN HALF  
(6 TOTAL)




# SHEAVES

TWIST TAN PIPE CLEANERS TOGETHER & SECURE WITH THE TWIST TIE



BEND BOTTOMS OUT SO THEY CAN STAND FREELY









SIMEON'S SHEAVES

REUBEN'S SHEAVES

BENJAMIN'S SHEAVES

LEVI'S SHEAVES

JOSEPH'S SHEAVES

ZEBULUN'S SHEAVES

JUDAH'S SHEAVES

DAN'S SHEAVES

NAPHTALI'S SHEAVES

GAD'S SHEAVES

ASHER'S SHEAVES

ISSACHAR'S SHEAVES



# SCEPTER

LONG & STURDY  
TOWEL ROLL →



2" FOAM BALL





MASKING TAPE





# SCEPTER





APPLY MASKING TAPE  
OVER ONE END OF  
THE ROLL SO IT  
COVERS THE HOLE





# SCEPTER

PAINT THE ROLL &  
BALL GOLD





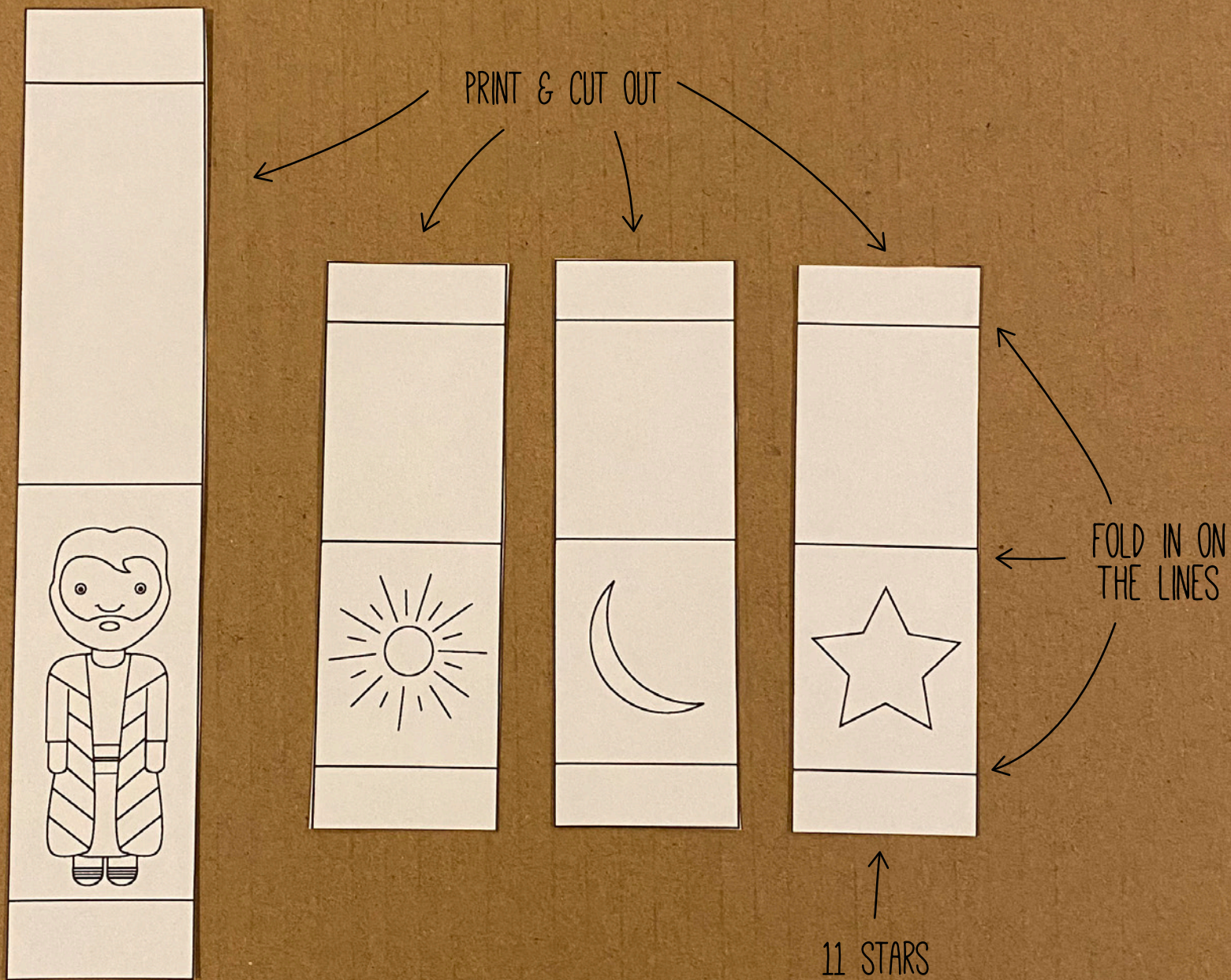
# SCEPTER

GLUE THE BALL ON  
THE OTHER SIDE OF  
THE ROLL






# SUN, MOON & STARS





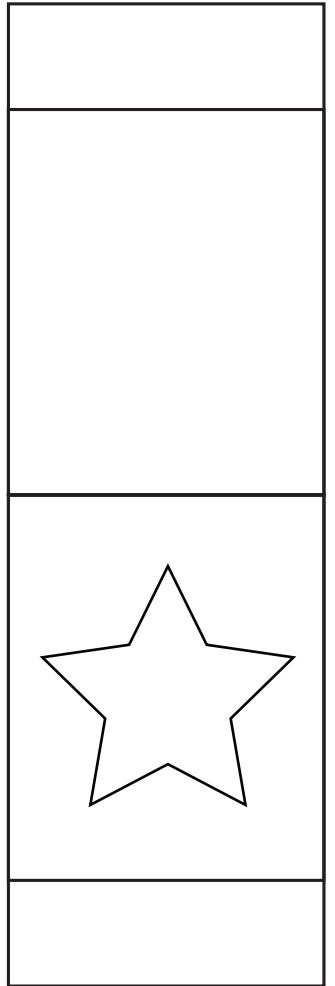
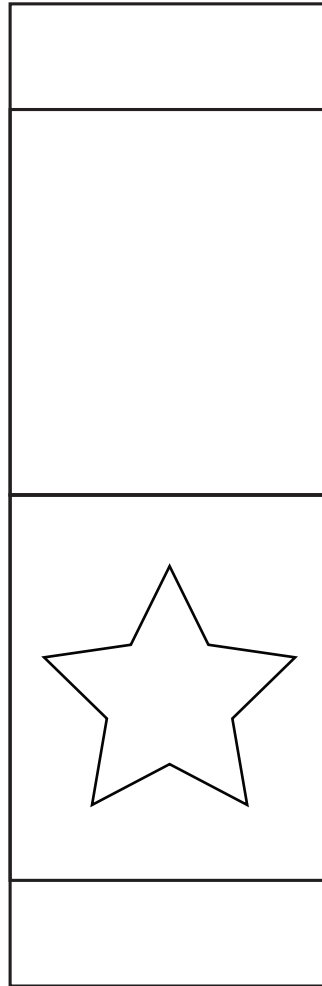
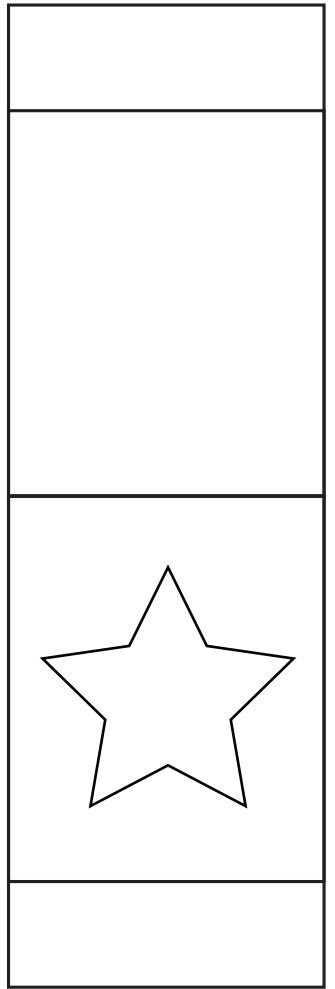
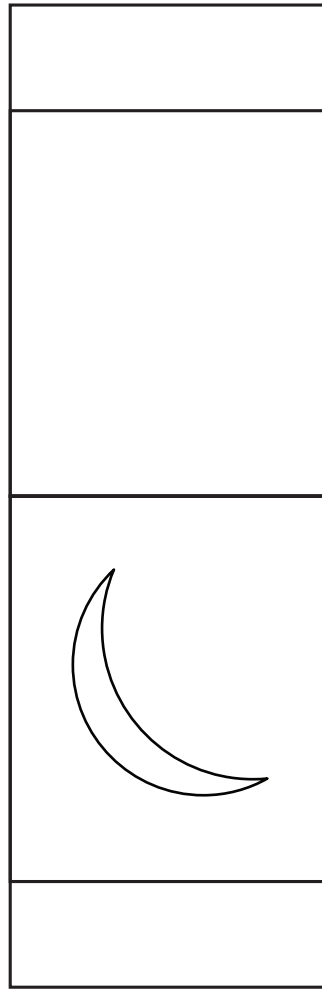

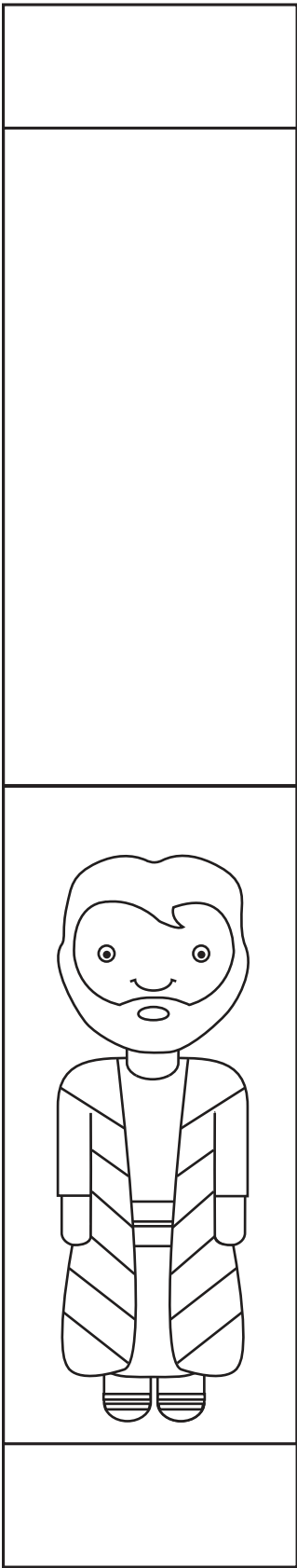
# SUN, MOON & STARS



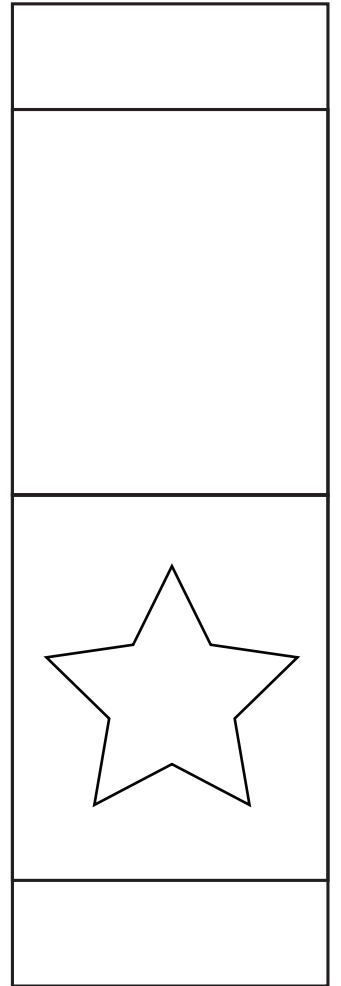
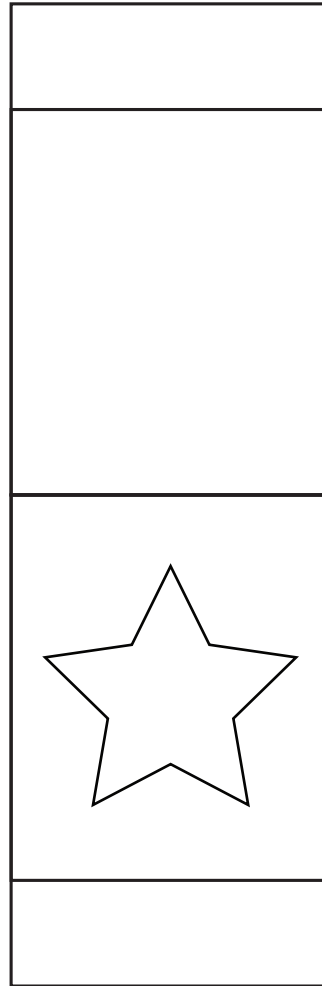
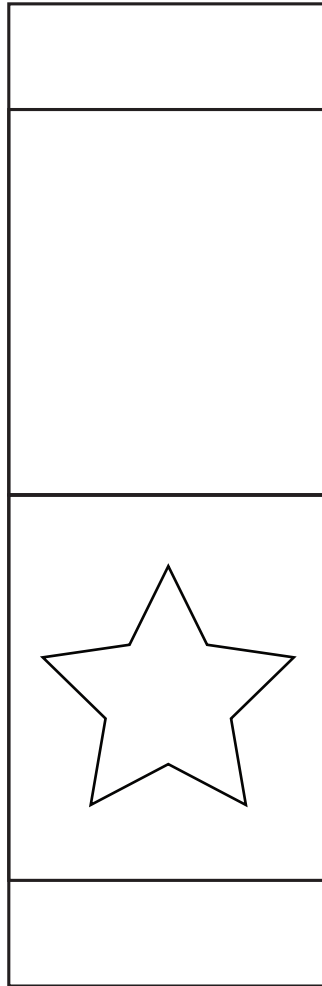
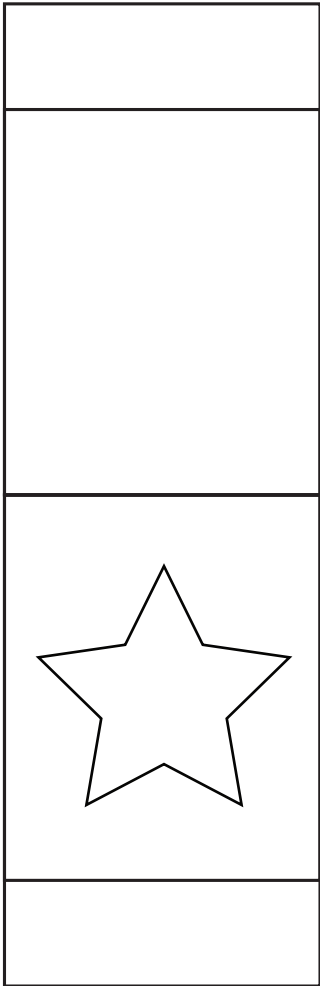
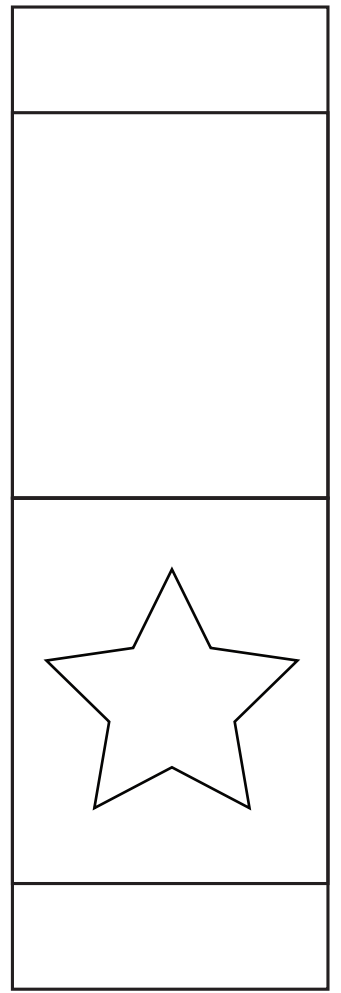
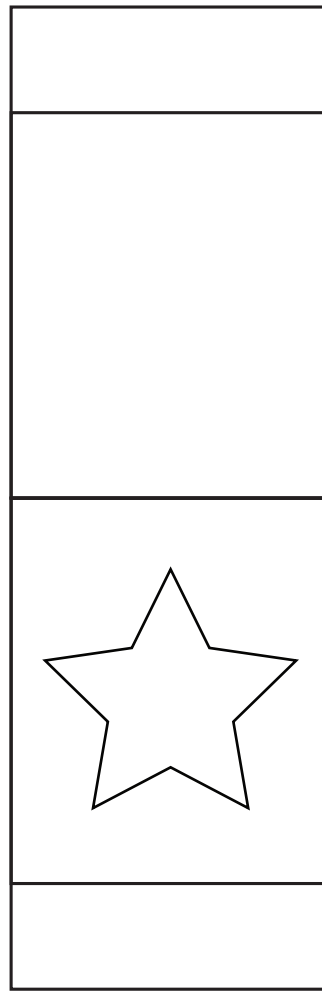
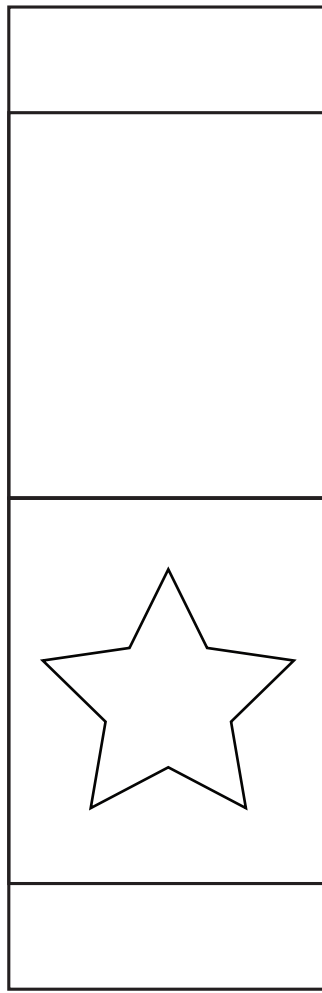
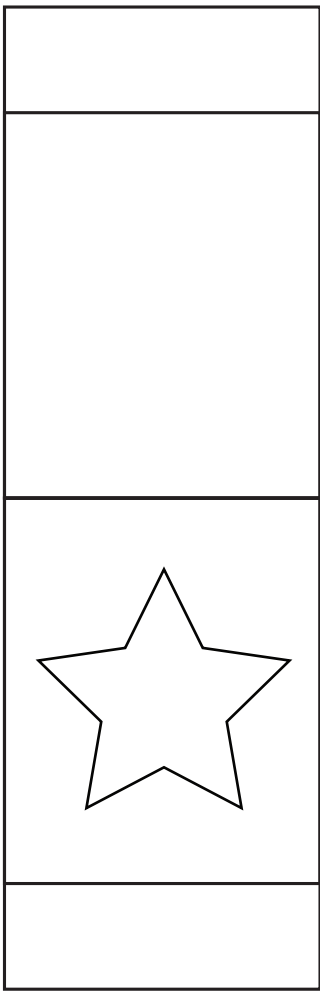
FOLD & GLUE ENDS  
TOGETHER













# MULTI-COLORED BLANKET

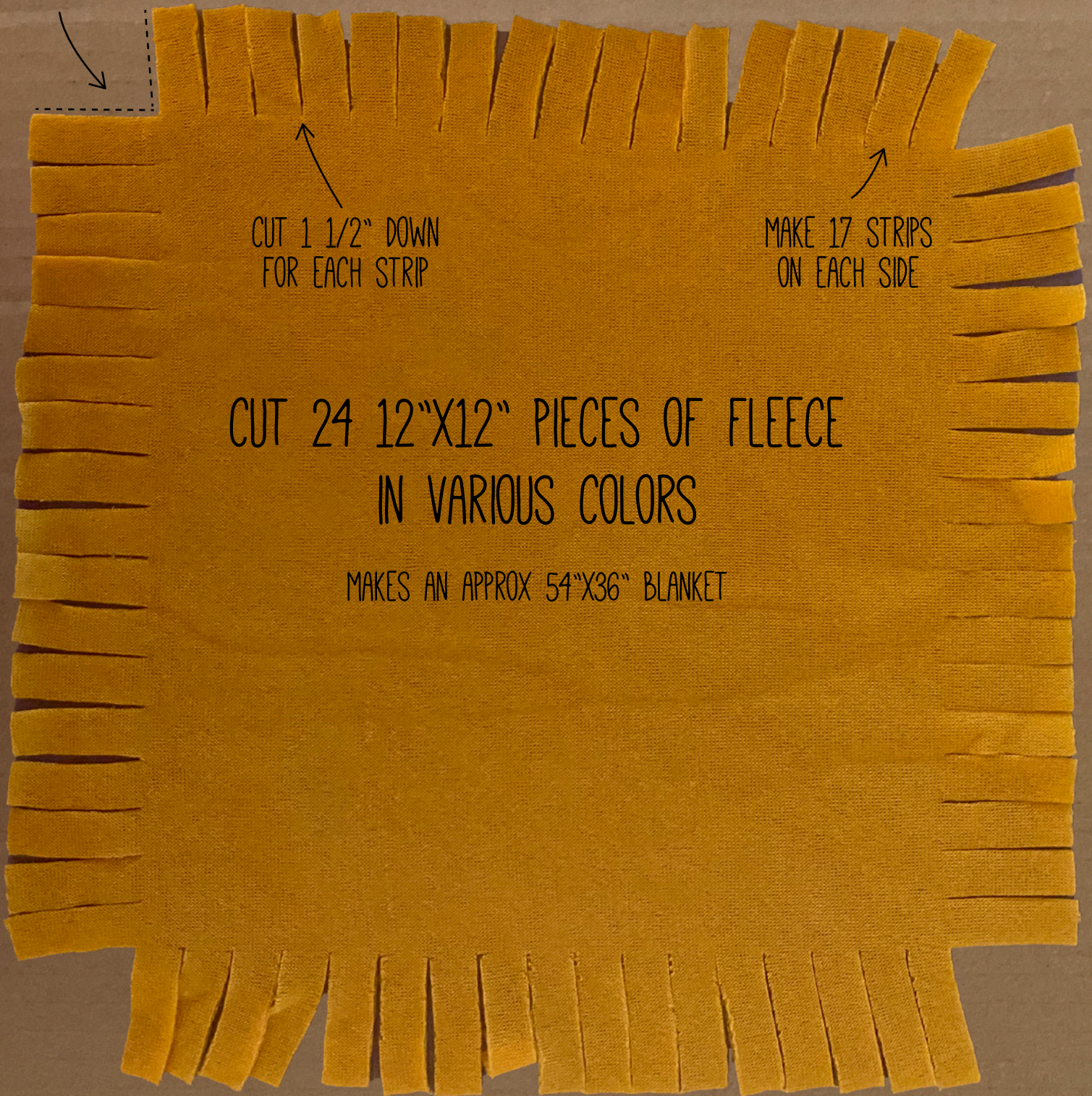
CUT OUT CORNERS  
1 1/2" X 1 1/2"

CUT 1 1/2" DOWN  
FOR EACH STRIP

MAKE 17 STRIPS  
ON EACH SIDE

CUT 24 12"X12" PIECES OF FLEECE  
IN VARIOUS COLORS


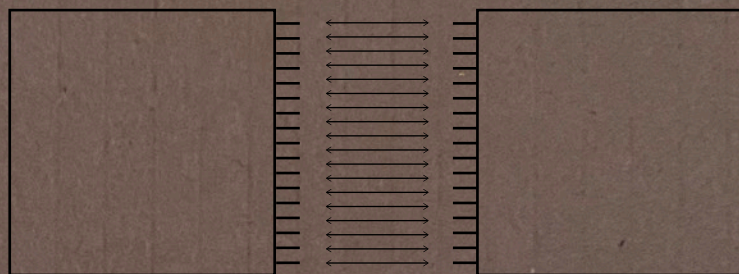
MAKES AN APPROX 54"X36" BLANKET





# MULTI-COLORED BLANKET


TIE THE STRIPS TOGETHER WITH A KNOT  
GOING DOWN THE LINE





# MULTI-COLORED BLANKET

TIE THE BLOCKS TOGETHER BY THEIR STRIPS USING KNOTS  
INTO 4 COLUMNS & 6 ROWS





LISTEN TO THIS  
DREAM I HAD

GENESIS 37:6

LISTEN TO THIS  
DREAM I HAD

GENESIS 37:6

LISTEN TO THIS  
DREAM I HAD

GENESIS 37:6

LISTEN TO THIS  
DREAM I HAD

GENESIS 37:6