

THE WORD WEEK 1



THE WORD

THE WORD WEEK 1

IN THE BEGINNING

FOCUS

GENESIS 1:3, 6, 9, 11, 14-15, 20, 24 & 26

In the beginning God created the heavens and the earth! Everything that we see He made with the power of His Word!

MATERIALS

In the Beginning picture

Tent and 3 large blue plastic tablecloths

Paper plate spiral (1 per child)

Partially inflated white balloons (2-3 per child)

1 sheet of 10'x3' green paper or green tablecloth

White paper and fruit stickers (1 set per child)

White, and yellow paper *stencils optional* (1 per child)

1 cut out fish/bird or paper (1 per child)

Paper plate animal (1 per child)

Body part accessories

Crayons, green crayons, tape and glue

ACTIVITIES

1. INTRODUCTION

TALK: Ask the children if they know about the Beginning!

ACTIVITY: Show children the In the Beginning picture and hang nearby for them to see.



2. LET THERE BE LIGHT

TALK: The first thing God said was "Let there be light!"

ACTIVITY: Help the children draw and cut a paper plate into a spiral, then hang from the top of the **tent**.



CORRESPONDING VERSE

AND GOD SAID, "LET THERE BE LIGHT," AND THERE WAS LIGHT.

GENESIS 1:3

ACTIVITIES

3. LET THERE BE SKY

TALK: The second thing God said was “Let there be sky!”

ACTIVITY: Create clouds by taping white balloons together and hang from the top and sides of the tent.



CORRESPONDING VERSE

AND GOD SAID, “LET THERE BE A VAULT BETWEEN THE WATERS TO SEPARATE WATER FROM WATER.”

GENESIS 1:6

4. LET THERE BY DRY GROUND

TALK: The third thing God said was “Let there be dry ground!”

ACTIVITY: Tape green kraft paper or a green tablecloth onto the bottom and middle blue tablecloth. Then have the children draw grass marks on the larger green paper/tablecloth.

AND GOD SAID, “LET THE WATER UNDER THE SKY BE GATHERED TO ONE PLACE, AND LET DRY GROUND APPEAR.

GENESIS 1:9

5. LET THERE BE PLANTS

TALK: The fourth thing God said was “Let there be plants!”

ACTIVITY: Have the children use their hand to draw a tree and place fruit stickers on them and tape them to the green paper on the tent.



THEN GOD SAID, “LET THE LAND PRODUCE VEGETATION: SEEDBEARING PLANTS AND TREES ON THE LAND THAT BEAR FRUIT WITH SEED IN IT; ACCORDING TO THEIR VARIOUS KINDS.”

GENESIS 1:11

6. LET THERE BE LIGHTS IN THE SKY

TALK: The fifth thing God said was “Let there be the sun, the moon and the stars!”

ACTIVITY: Have some children color and cut out stars, while one child makes a sun and another makes a moon and hang from the top of the tent.

*You may cut out and use the **shapes** as stencils if needed.*



AND GOD SAID, “LET THERE BE LIGHTS IN THE VAULT OF THE SKY TO SEPARATE THE DAY FROM THE NIGHT, AND LET THEM SERVE AS SIGNS TO MARK SACRED TIMES, AND DAYS AND YEARS, AND LET THEM BE LIGHTS IN THE VAULT OF THE SKY TO GIVE LIGHT ON THE EARTH.”

GENESIS 1:14-15

ACTIVITIES

7. LET THERE BE FISH & BIRDS

TALK: The sixth thing God said was “Let there be fish and birds!”


ACTIVITY: Have children either draw and color a bird or fish and tape on the blue part of the tent.



8. LET THERE BE ANIMALS

TALK: The seventh thing God said was “Let there be animals!”

ACTIVITY: Have children make an animal head with a paper plate.



9. LET THERE BE MAN

TALK: The eighth thing God said was “Let there be man” and He made Adam!

ACTIVITY: Split the children up to create the different parts of a body (body, head, eyes, mouth, ears, feet and hands). Then tape it to the side of the tent.

OPTIONAL: Hand out each child a bible verse to take home.

CORRESPONDING VERSE

AND GOD SAID, “LET THE WATER TEEM WITH LIVING CREATURES, AND LET BIRDS FLY ABOVE THE EARTH ACROSS THE VAULT OF THE SKY.”

GENESIS 1:20

AND GOD SAID, “LET THE LAND PRODUCE LIVING CREATURES ACCORDING TO THEIR KINDS; THE LIVESTOCK, THE CREATURES THAT MOVE ALONG THE GROUND, AND THE WILD ANIMALS, EACH ACCORDING TO ITS KIND.”

GENESIS 1:24


THEN GOD SAID, “LET US MAKE MANKIND IN OUR IMAGE, IN OUR LIKENESS, SO THAT THEY MAY RULE OVER THE FISH IN THE SEA AND THE BIRDS IN THE SKY, OVER THE LIVESTOCK AND ALL THE WILD ANIMALS, AND OVER ALL THE CREATURES THAT MOVE ALONG THE GROUND.”

GENESIS 1:26

AND GOD SAID,
“LET THERE BE LIGHT,”
AND THERE WAS LIGHT.

GENESIS 1:3

IN THE BEGINNING



TENT

I set up a canopy tent then taped 3 large blue plastic tablecloths to three sides of the tent. I also zigzagged one large string from one side of the pole to the other so it went across the whole top of the tent. Then I attached clothespins to the strings.



TENT

TABLECLOTHS

STRING

THE STRING ZIGZAGGED FROM SIDE TO SIDE & I HUNG CLOTHESPINS FROM THE STRINGS


SPIRAL LIGHT

PAPER PLATE



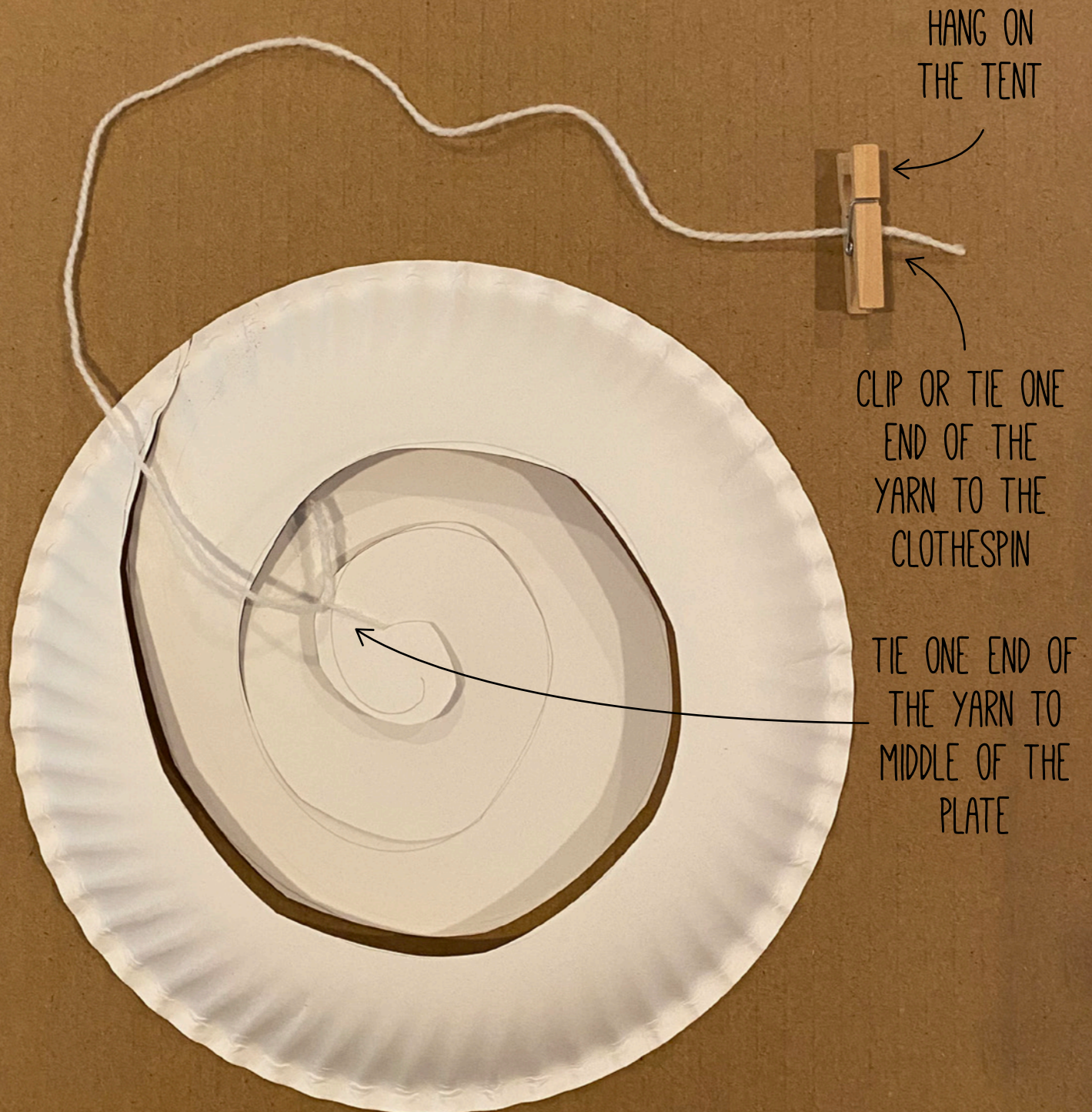
↑
DRAW A SPIRAL & CUT OUT

24" YARN



SMALL CLOTHESPIN

SPIRAL LIGHT



HANG ON
THE TENT

CLIP OR TIE ONE
END OF THE
YARN TO THE
CLOTHESPIN


TIE ONE END OF
THE YARN TO
MIDDLE OF THE
PLATE

CLOUDS

THREE WHITE BALLOONS



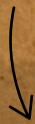
24" YARN



SMALL CLOTHESPIN

CLOUDS

BLOW UP THE BALLOONS
PARTIALLY



TIE THE YARN AROUND THE LIP OF THE BALLOON

CLOUDS

PLACE THE OTHER
END OF THE YARN
IN THE CLOTHESPIN



TIE THE YARN AROUND THE
LIP OF ALL THE BALLOONS
CLOSE TOGETHER

OPTIONAL STENCILS



FISH & BIRDS

FOR YOUNGER TINY ARROWS YOU CAN CREATE PREMADE SHAPES/FIGURES
OR LET THEM DRAW OR CUT OUT THEIR OWN



FREEHAND CUT OUT A
BIRD & FISH

ANIMAL

WHITE PAPER PLATE

2 EARS CUT OUT
OF THICK PAPER

BEND
ENDS OF
THE EARS

DRAW & CUT OUT
SMALL HOES FOR EYES


JUMBO STICK

MAKE A CUT



ANIMAL


TAPE THE BENT PART OF THE
EARS TO THE PAPER PLATE




INSERT THE JUMBO STICK
THROUGH THE HOLE & TAPE TO
THE BACK OF THE PAPER PLATE

FRUIT TREE

4.25" X 5.5" WHITE PAPER



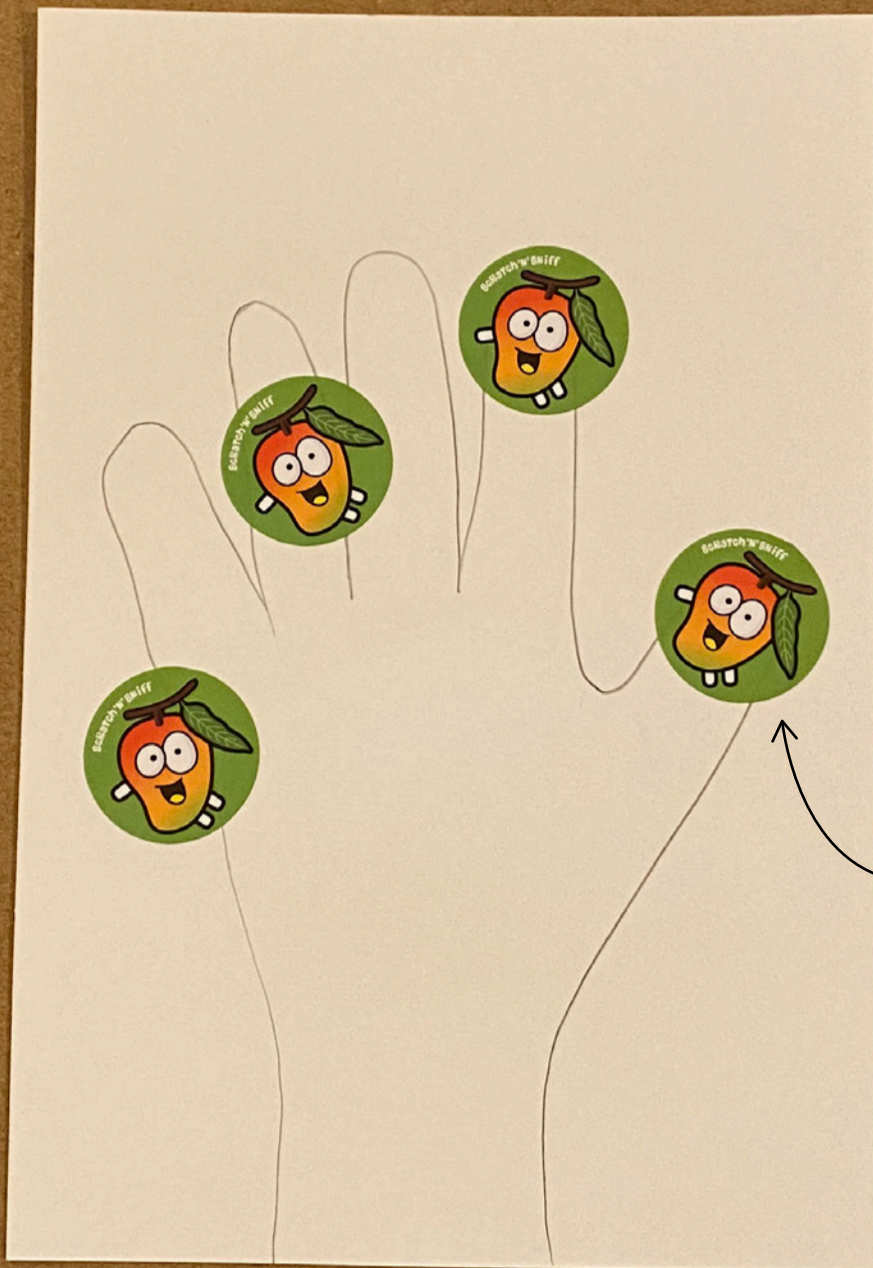
DRAW AROUND THE
CHILD'S HAND



FRUIT STICKERS



FRUIT TREE



PLACE FRUIT
STICKERS
AROUND THE
HAND TREE

LARGE BODY

BODY

Have a child lay on a 4'x5' white sheet of paper and trace their body outline

HEAD

Have a child cut out a large circle from 8.5"x11" colored paper

HANDS

Have child trace and cut the shape of their hands with 8.5"x11" colored paper

FEET

Have child trace and cut the shape of their feet with 8.5"x11" colored paper

EYES

Have a child cut out two small white circles and two smaller black circles and glue together

HAIR

Have a child cut and bind together a handful of 25" pieces of colored yarn

MOUTH

Have a child cut out a semi-large red semi-circle for the mouth from red paper

EARS

Have a child cut out 2 half circles for the ears from colored paper

AND GOD SAID,
"LET THERE BE LIGHT,"
AND THERE WAS LIGHT.

GENESIS 1:3

AND GOD SAID,
"LET THERE BE LIGHT,"
AND THERE WAS LIGHT.

GENESIS 1:3

AND GOD SAID,
"LET THERE BE LIGHT,"
AND THERE WAS LIGHT.

GENESIS 1:3

AND GOD SAID,
"LET THERE BE LIGHT,"
AND THERE WAS LIGHT.

GENESIS 1:3