

BULLS

BULLS

HORNS ON THE ALTER

FOCUS

EXODUS 27:2 & 30:18, LEVITICUS 1:4,
PSALM 18:2, 89:17 & 118:27

The horns on the alter of burnt offerings look like bull horns!

MATERIALS

Alter of Burnt Offerings coloring page (1 per child)
Bull coloring page and string (1 per child)
Horn (1 per child)
Jesus (1 per child)
Crayons, bronze paint and glue

ACTIVITIES

1. ALTER

TALK: There were 4 horns on the alter of burnt offerings in the tabernacle.

ACTIVITY: Color, fold and glue together the alter. Then help your Tiny Arrow find the horns!



CORRESPONDING VERSE


MAKE A HORN AT EACH OF THE FOUR CORNERS, SO THAT THE HORNS AND THE ALTER ARE OF ONE PIECE, AND OVERLAY THE ALTER WITH BRONZE.

EXODUS 27:2

2. BULL

TALK: The horns on the alter looked like bull horns! Horns represent the strength of an animal and the power of a nation.

ACTIVITY: Color the bull, then place it next to the alter.



FOR YOU ARE THE GLORY OF THEIR STRENGTH, AND IN YOUR FAVOR OUR HORN IS EXALTED.

PSALM 89:17

ACTIVITIES

3. BRONZE

TALK: The alter was bronze! The color bronze represents God's righteousness and judgment.

ACTIVITY: Paint the horn bronze.



CORRESPONDING VERSE


OVERLAY THE ALTAR WITH BRONZE
EXODUS 27:2

MAKE A BRONZE BASIN, WITH ITS
BRONZE STAND, FOR WASHING
EXODUS 30:18

4. TIED

TALK: Before an animal could be sacrificed on the bronze alter, it was tied to the horns.

ACTIVITY: Tie the bull to the alter using string.



THE LORD IS GOD AND HE HAS
MADE HIS LIGHT SHINE ON US.
WITH BOUGHS IN HAND, JOIN
IN THE FESTAL PROCESSION UP
TO THE HORNS OF THE ALTER.
PSALM 118:27

5. SACRIFICE

TALK: Before the bull was sacrificed, the person would lay their hands on its head, this represented the sin going from the person to the one being sacrificed!

ACTIVITY: Lay hands on the bulls head then lay it on the alter.

YOU ARE TO LAY YOUR
HAND ON THE HEAD OF THE
BURNT OFFERING, AND IT
WILL BE ACCEPTED ON YOUR
BEHALF TO MAKE ATONEMENT
FOR YOU.

LEVITICUS 1:4

6. JESUS

TALK: The horns on the alter also represent Jesus! He is the horn of our salvation! He also is like the alter of burnt offerings, because he was sacrificed for us so we can have confidence that our sins are forgiven when we repent!

ACTIVITY: Color Jesus, then place him next to alter.



THE HORN OF MY SALVATION.
PSALM 18:2

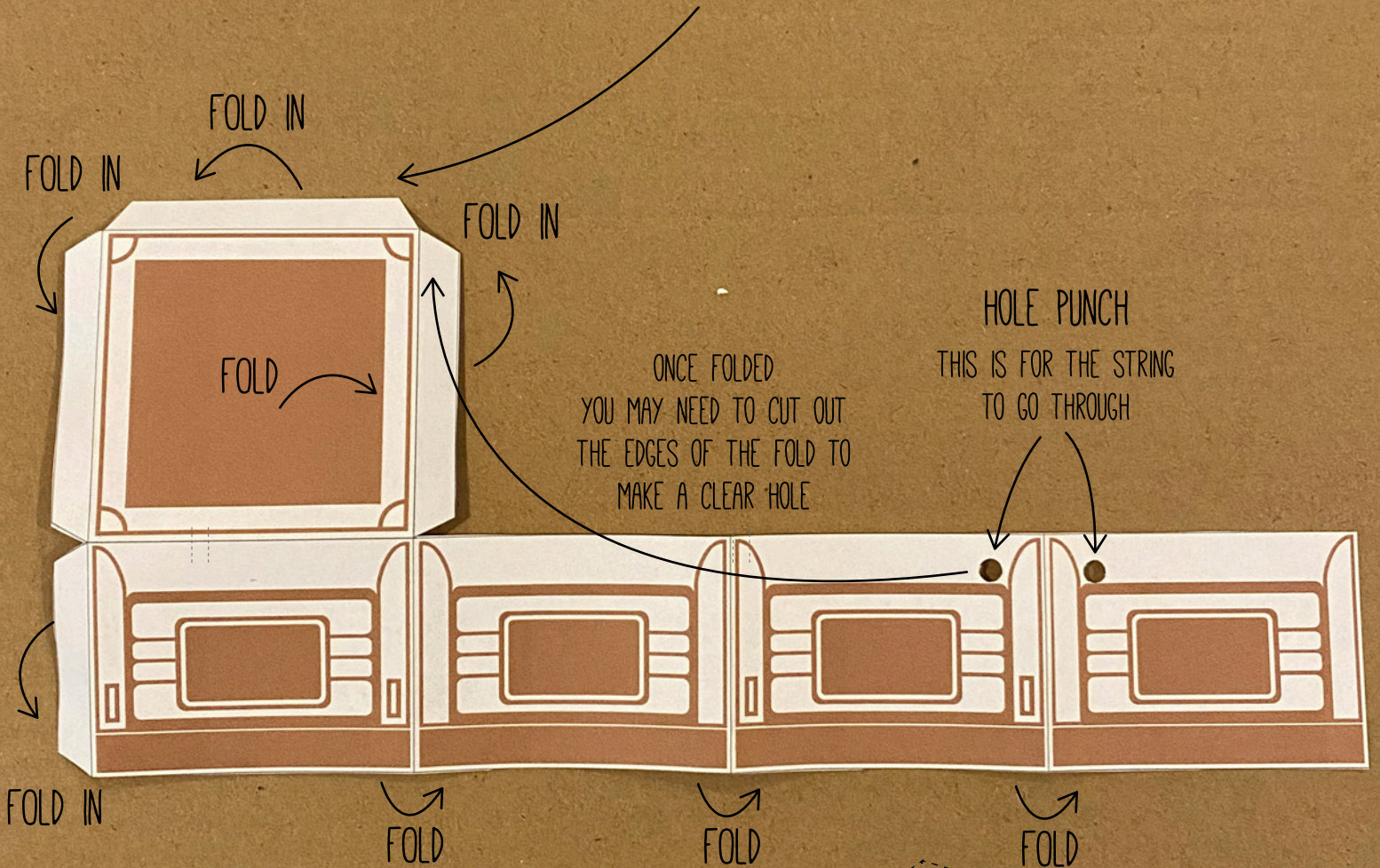
OPTIONAL: Hand out each child a bible verse to take home.

THE HORN OF
MY SALVATION


PSALM 18:2

ALTER


PRINT & CUT OUT
ON THE OUTSIDE GRAY LINE

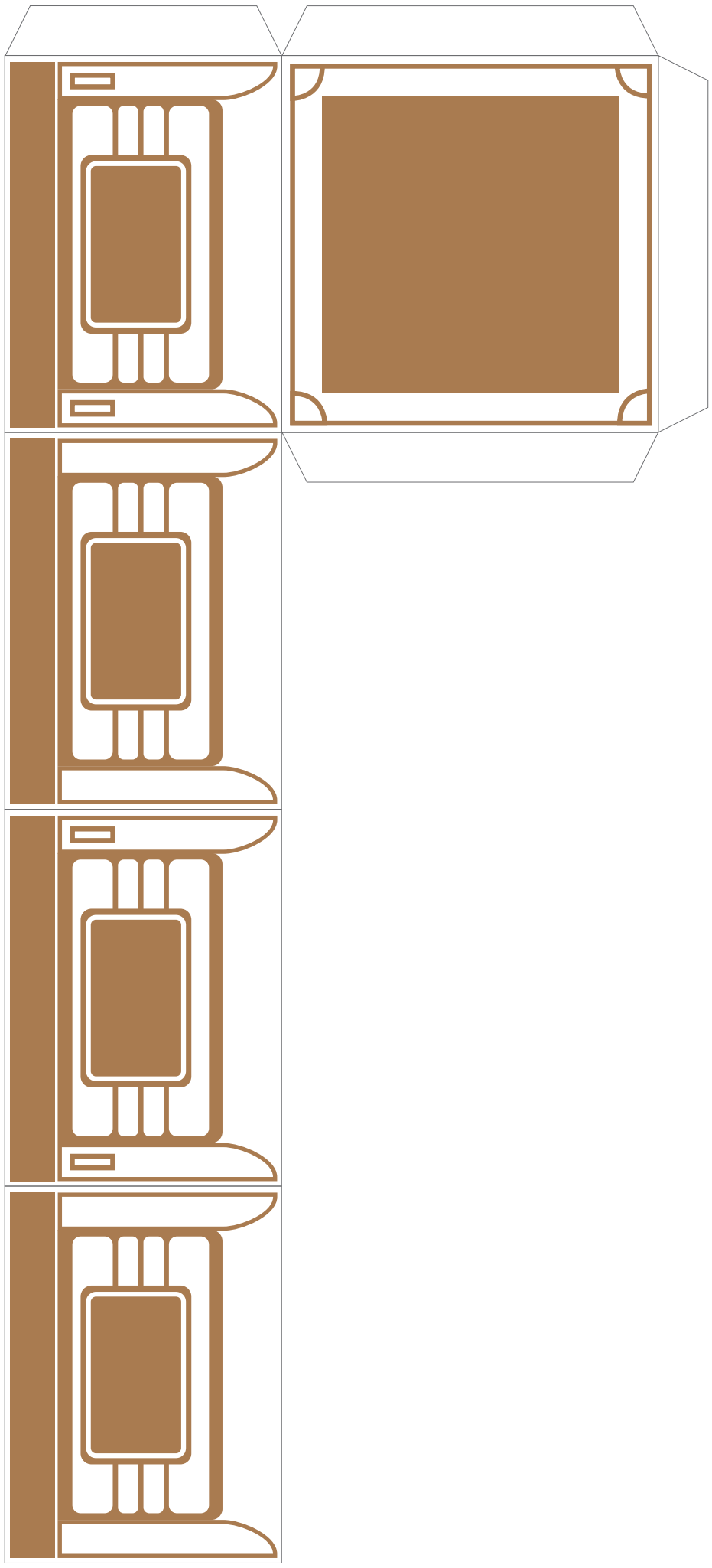


FOLD TO FORM A BOX & GLUE THE FLAPS
ONTO THE EDGES TO FORM A BOX




ALTER






BULL

PRINT & CUT OUT




STAND



THIN CARBOARD
CUT OUT IN
THE SHAPE OF
THE BULL

18" STRING




IF YOU DO NOT HAVE A STAND,
YOU CAN FOLD & GLUE TOGETHER






BULL

GLUE TOGETHER, WITH THE
CARDBOARD IN THE MIDDLE




PLACE ON THE
STAND





HORN

3 TOILET PAPER ROLLS
OR
1 PAPER TOWEL ROLLS CUT IN THIRDS





1 NERF BULLET




ROLL #1
CUT IN HALF

ROLL #2
CUT IN HALF HALFWAY




HORN

ROLL #1
ROLL IN A CONE
FORMATION AROUND
THE MOUTH PIECE




SECURE WITH
HOT GLUE

ROLL #2
TUCK THE FOLDED
PIECES IN




THIS WILL BE MANIPULATED TO
FIT IN THE CONE OF ROLL #1

ROLL #3
GENTLY SQUEEZE
THE BOTTOM END



THIS WILL BE MANIPULATED TO
FIT IN THE TOP OF ROLL #2

HORN



INSERT ROLL 3 INTO 2

INSERT ROLL 2 INTO 1

HORN

WRAP TAPE AROUND ROLLS




I USED MASKING TAPE SO YOU CAN EASILY PAINT IT AFTERWARDS

JESUS

PRINT & CUT OUT

THIN CARBOARD CUT OUT IN
THE SHAPE OF JESUS



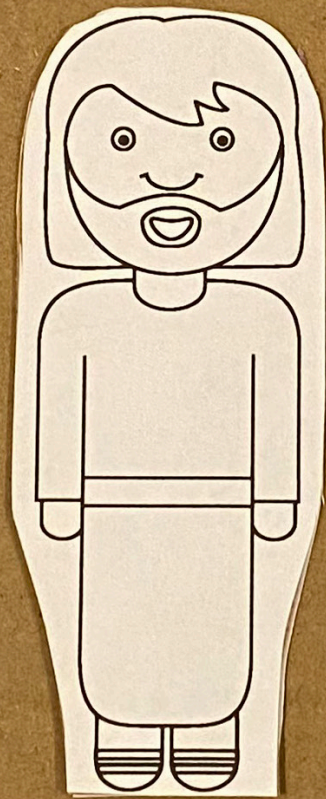
↑
STAND

IF YOU DO NOT HAVE A STAND,
YOU CAN FOLD & GLUE TOGETHER




JESUS

GLUE TOGETHER, WITH THE
CARDBOARD IN THE MIDDLE



PLACE ON THE
STAND



THE HORN OF
MY SALVATION

PSALM 18:2

THE HORN OF
MY SALVATION

PSALM 18:2

THE HORN OF
MY SALVATION

PSALM 18:2

THE HORN OF
MY SALVATION

PSALM 18:2