



CALLED OUT ONES WEEK 1



CALLED OUT ONES

CALLED OUT ONES

AWAY FROM HOME

FOCUS

GENESIS 12:1 & 6-7, RUTH 1:1, 4, 6, 22, 2:3, 4:13 & 17 HEBREWS 11:9

God called Abram away from his home in Ur to Canaan! Ruth left Moab to go with her Mother-in-law Naomi to Bethlehem!

MATERIALS

Away from Home picture
Ur & Moab scene
Abram in Ur coloring page (1 per child)
Tree (real or fake) and Shechem sign
Rocks (1 per child) to build an altar
Map of Israel coloring page (1 per child)
Tent (1 per child) or 1 large tent
Israel's Grain (1 full & 1 empty) jar and Moab's Grain jar
Small cups (1 per child)
Naomi, Mahlon, Ruth and messenger actors
Boaz's field sign and blanket (to place the cheerios on)
Ruth, Boaz, Obed and Naomi coloring page (1 per child)
Crayons

ACTIVITIES

1. INTRODUCTION

TALK: Ask the children if they know about Abram\Abraham and Ruth leaving their home!

ACTIVITY: Show children the Away from Home picture and hang nearby for them to see.



CORRESPONDING VERSE

2. UR

TALK: Ur was a bustling and wealthy city! It had plenty of food, pretty things to buy, schools and some people say they even had modern medicines of their day like aspirin! The houses were large and made of bricks, but the people of Ur served lots of idols! Even Abram's dad Terah served idols!

ACTIVITY: Have children walk through Ur and see everything they are selling; jewelry, food and idols. Color the **Abram in Ur coloring page**.



JOSHUA SAID TO ALL THE PEOPLE, "THIS IS WHAT THE LORD, THE GOD OF ISRAEL, SAYS: 'LONG AGO YOUR ANCESTORS, INCLUDING TERAH THE FATHER OF ABRAHAM AND NAHOR, LIVED BEYOND THE EUPHRATES RIVER AND WORSHIPED OTHER GODS.

JOSHUA 24:2

ACTIVITIES

3. WHO TO FOLLOW

TALK: When Abram was in Ur, he was surrounded by idols. The main idol was named Nanna, who was a moon god and was suppose to be a provider and give wisdom. He had pictures of himself everywhere, and even a statue that was suppose to open its mouth! But Abram was not interested in Nanna or any other god he saw in Ur because there was one God that was different than all the rest. His name was Yahweh and Yahweh talked to Abram! Abram decided to follow Yahweh's voice, leave everything and do what He said!

ACTIVITY: While the children are in "Ur" have a loud voice say, "Abram, go from your country, your people and your fathers household to the land I will show you!"

4. IN CANAAN

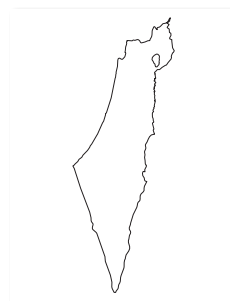
TALK: Abram left Ur and finally arrived in the city of Shechem in Canaan! Shechem was said to be a political and religious city. There the main Canaanite god was Baal Berit, or Lord of the Covenant. Even though there were idols here too, Abram did not want to serve them, only God! There Abram went to the great tree at Moreh and after God talked to him again, he built an altar.

ACTIVITY: Stop at a tree and have the children each grab a rock and pile them together to form an altar.

5. HIS LAND

TALK: Abram was in a brand new place and after he built an altar, God talked to him again! God's first promise to Abram, while he was in Canaan, was that Abram's offspring would have that land! Where his feet were, would be part of his family's land!

ACTIVITY: Have the children trace the outline of their foot over the map of Israel.



CORRESPONDING VERSE

THE LORD HAD SAID TO ABRAM, "GO FROM YOUR COUNTRY, YOUR PEOPLE AND YOUR FATHERS HOUSEHOLD TO THE LAND I WILL SHOW YOU."

GENESIS 12:1

ABRAM TRAVELED THROUGH THE LAND AS FAR AS THE SITE OF THE GREAT TREE OF MOREH AT SHECHEM.

GENESIS 12:6

THE LORD APPEARED TO ABRAM AND SAID, "TO YOUR OFFSPRING I WILL GIVE THIS LAND."

GENESIS 12:7

ACTIVITIES

6. TENTING

TALK: Abram lived in his new home. When he traveled around he saw that there were already people living there, but he knew that one day his family would own the land. He never settled down and built a house, but lived in tents for the rest of his life!

ACTIVITY: Have children assemble a large tent together or the small paper towel tents individually.



CORRESPONDING VERSE

BY FAITH HE MADE HIS HOME IN THE PROMISED LAND LIKE A STRANGER IN A FOREIGN COUNTRY; HE LIVED IN TENTS, AS DID ISAAC AND JACOB, WHO WERE HEIRS WITH HIM OF THE SAME PROMISE.

HEBREWS 11:9

7. MOAB

TALK: Just like Abram left his home to go to Canaan, Naomi and her family left home to go to Moab. They left because there was no more food in Israel!

ACTIVITY: Have children look at the glass jar that says Israel's Grain, and see that it is empty. Then have children go to the Moab scene and see that the Moab Grain jar is full. Then let them fill their cups with the grain.



THERE WAS A FAMINE IN THE LAND. SO A MAN FROM BETHLEHEM IN JUDAH, TOGETHER WITH HIS WIFE AND TWO SONS, WENT TO LIVE FOR A WHILE IN THE COUNTRY OF MOAB.

RUTH 1:1

8. RUTH

TALK: Naomi's son Mahlon married a Moabite woman named Ruth!

ACTIVITY: While the children are in "Moab" have them meet Ruth who is standing in front of a picture of the idol Chemosh. Have Naomi say, "Don't worship that idol, worship God instead!" Then have Naomi's son say, "Will you marry me?" and have Ruth say "Yes!"

THEY MARRIED MOABITE WOMEN... THE OTHER RUTH.

RUTH 1:4

9. FOOD AGAIN

TALK: Some time later Naomi's husband and sons all died. After that she heard that there was food back in Israel, so Naomi decided to move back home.

ACTIVITY: Have a messenger come and say, "There is food back in Israel!" Then have the messenger show the children the Israel's Grain jar full of grain!



SO WHEN NAOMI HEARD IN MOAB THAT THE LORD HAD COME TO THE AID OF HIS PEOPLE BY PROVIDING FOOD FOR THEM, SHE AND HER DAUGHTERS-IN-LAW PREPARED TO RETURN HOME FROM THERE.

RUTH 1:6

ACTIVITIES

10. TO BETHLEHEM

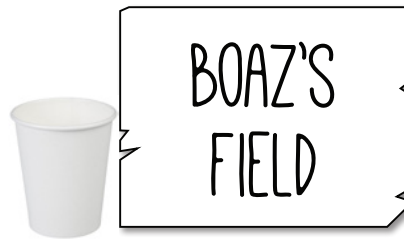
TALK: Naomi was going to go back to Bethlehem alone, but Ruth did not want to leave Naomi! She went with her.

ACTIVITY: Have Naomi tell Ruth “I am going back home to Bethlehem, you should go back home too.” Have Ruth say “No, I want to stay with you and worship your God!” Then have Naomi say “Ok!”

11. GATHER

TALK: Ruth left home, and traveled with Naomi to her old home in Bethlehem. They were fed by taking leftover grain from their neighbor Boaz’s field.

ACTIVITY: Have each child fill a cup of grain (cheerios) by picking it up off the ground/blanket near the “Boaz’s field” sign.



CORRESPONDING VERSE

SO NAOMI RETURNED FROM MOAB ACCOMPANIED BY RUTH THE MOABITE, HER DAUGHTER-IN-LAW, ARRIVING IN BETHLEHEM AS THE BARLEY HARVEST WAS BEGINNING.

RUTH 1:22


SO SHE WENT OUT, ENTERED A FIELD AND BEGAN TO GLEAN BEHIND THE HARVESTERS.

RUTH 2:3

12. MARRIED

TALK: Eventually Ruth married Boaz and even though she was not able to have children with Mahlon, she had a son with Boaz, and he was the grandfather of King David!

ACTIVITY: Have the children color the Ruth, Boaz, Obed and Naomi coloring page.



SO BOAZ TOOK RUTH AND SHE BECAME HIS WIFE. WHEN HE MADE LOVE TO HER, THE LORD ENABLED HER TO CONCEIVE, AND SHE GAVE BIRTH TO A SON

RUTH 4:13

AND THEY NAMED HIM OBED. HE WAS THE FATHER OF JESSE, THE FATHER OF DAVID.

RUTH 4:17

OPTIONAL: Hand out each child a bible verse to take home.

“GO FROM YOUR COUNTRY, YOUR PEOPLE AND YOUR FATHERS HOUSEHOLD TO THE LAND I WILL SHOW YOU.”

GENESIS 12:1


AWAY FROM HOME



UR

I taped multiple large pieces of cardboard together and drew signs and goods on them to represent a marketplace. I also put a baskets of food and a table with different types of nuts in front of them.

I taped two pieces of cardboard together and made a temple and added a moon at the top. I also cut out moon and star shapes to represent Nanna and false gods and taped them around the scene for the children to count.



UR



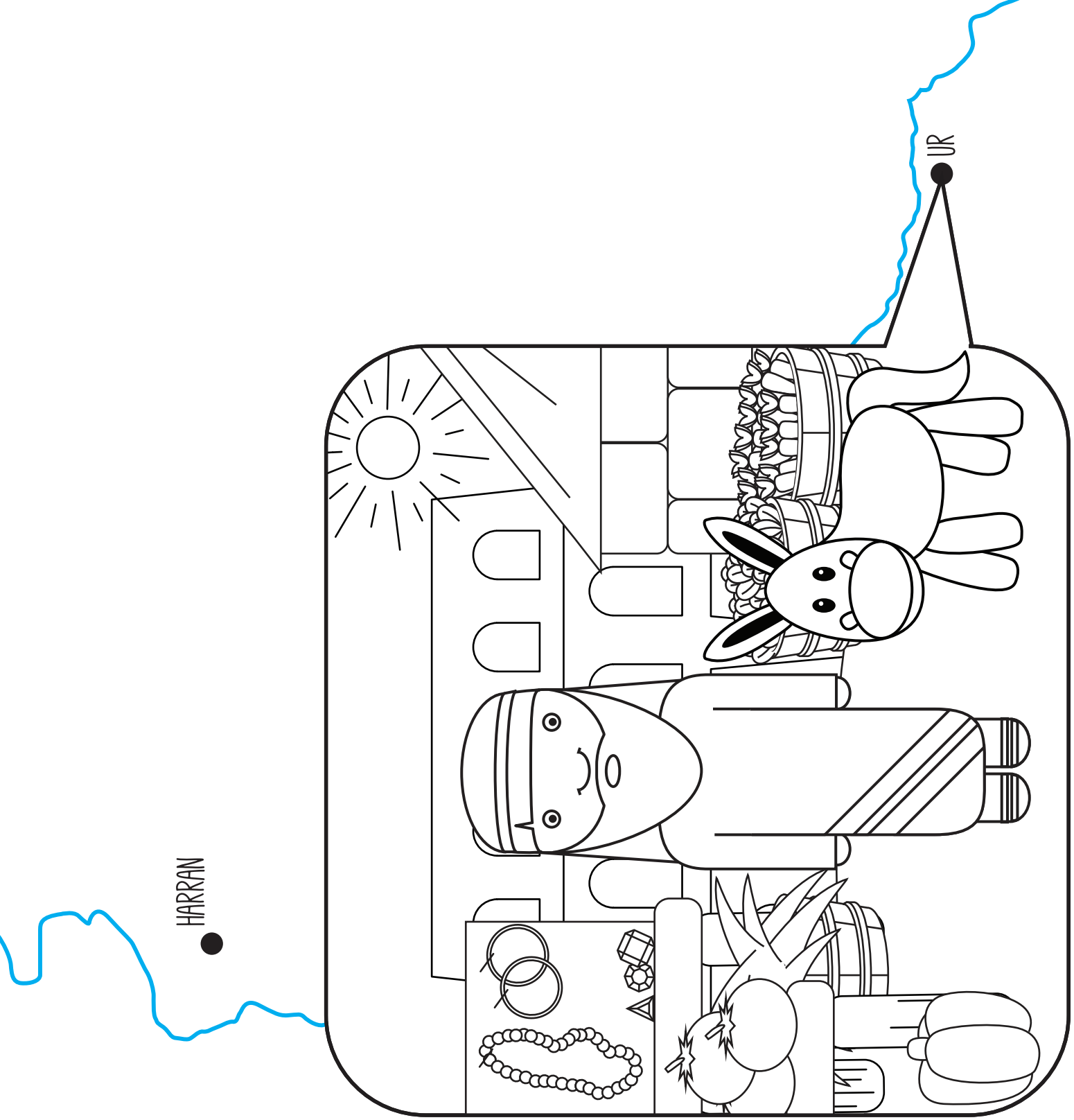
MOAB

Using the opposite side of the Ur scene, I drew signs and goods on the cardboard to represent a marketplace. I also put a basket of food and a bowl and full jar of of grain (cheerios) in front of them. I made a larger, freestanding Chemosh for Ruth to stand in front of.




MOAB





HARRAN

UR



SHECHEM

SHECHEM

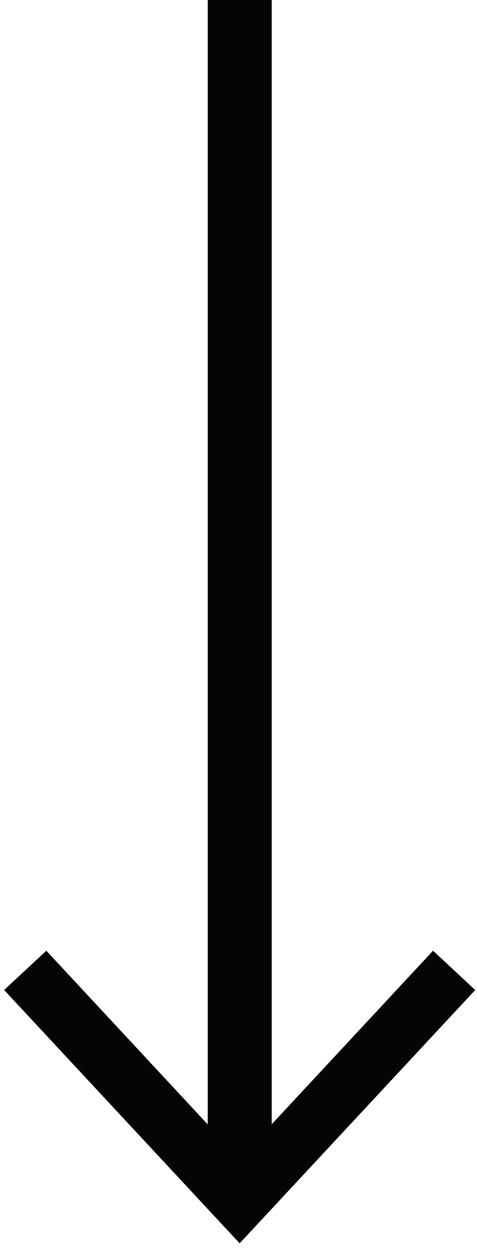
I taped the Shechem sign in front of the tree and used a large rock to be the basis for the smaller rocks to stack and form an altar.



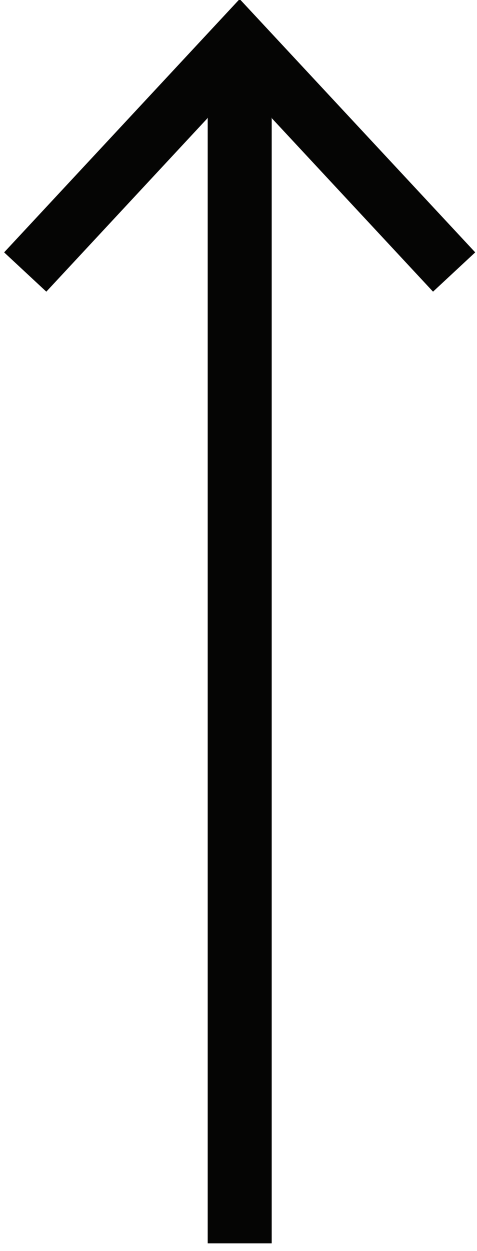
SHECHEM

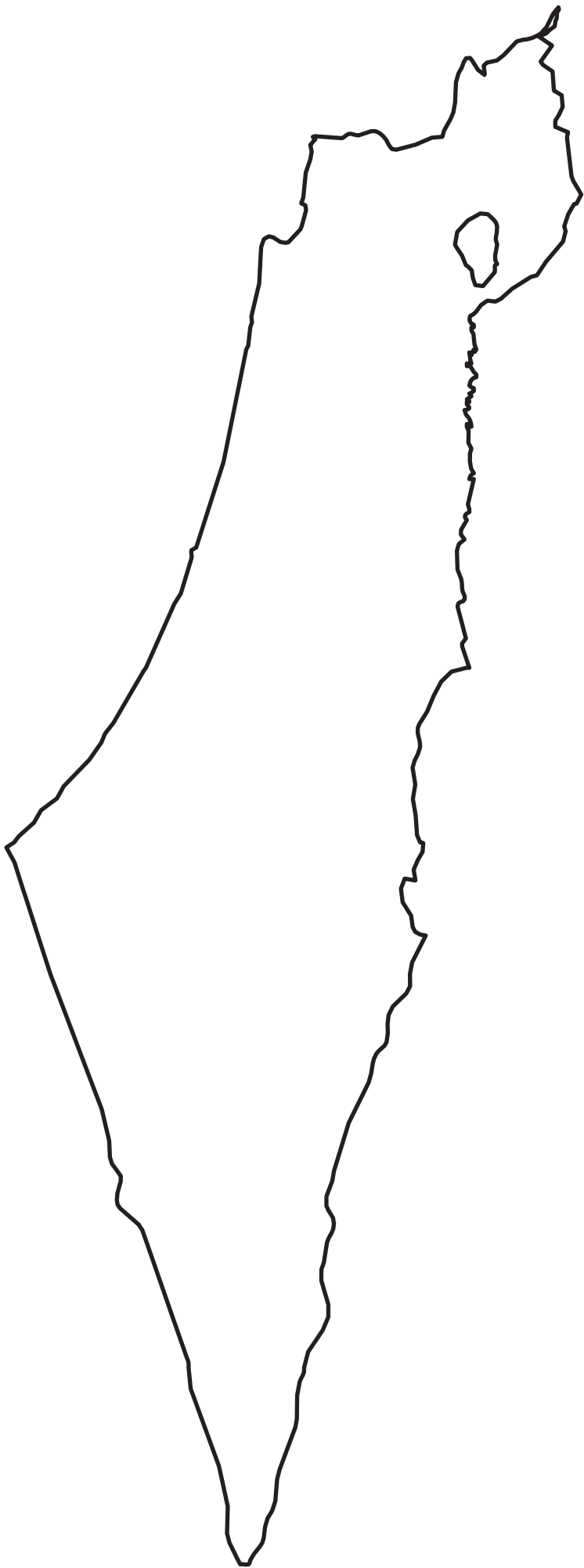
OPTIONAL CANAAN SIGNS ON THE NEXT 2 PAGES TO DIRECT THE CHILDREN TO SHECHEM

CANAN



CANAN




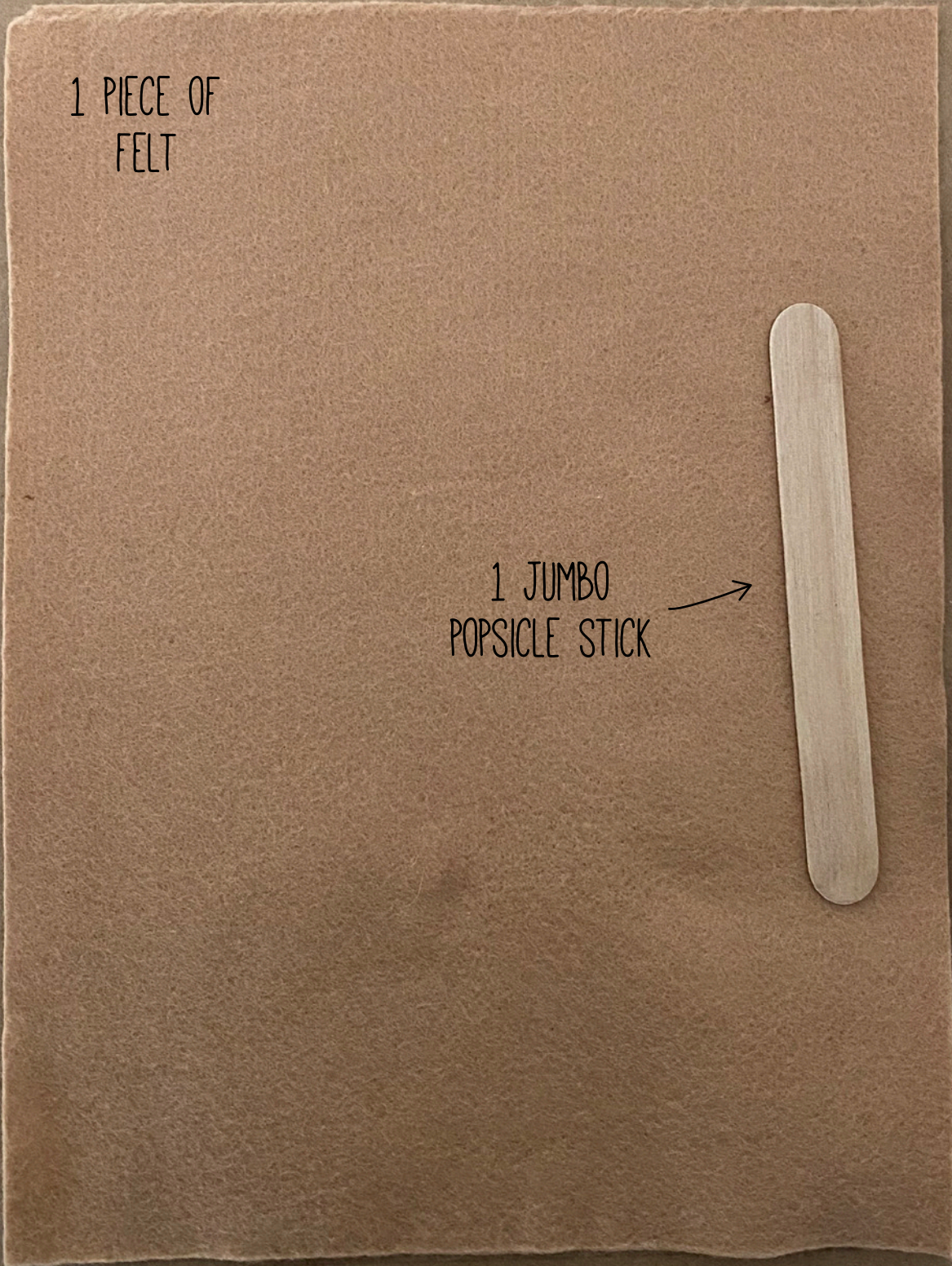


TENT

1 PIECE OF
FELT


1 JUMBO
POPSICLE STICK

2 TOILET
PAPER ROLLS




TENT

CUT ONE SLIT, ON EACH TOILET PAPER ROLL, ABOUT
A 1/2" DOWN FROM THE TOP OF THE ROLL WIDE
ENOUGH TO FIT THE JUMBO POPSICLE STICK



TENT

INSERT THE POPSICLE STICK INTO BOTH TOILET
PAPER ROLLS SO IT FORMS A BRIDGE



TOP VIEW



TENT

LAY THE FELT OVER
THE BRIDGE TO ACT
AS A TENT

TOP VIEW



JAR OF GRAIN

MASON JAR WITH LID



PRINT, CUT OUT &
TAPE TO JAR

FILL WITH CHEERIOS

1 EMPTY & 1 FULL FOR ISRAEL

1 OR MORE FOR MOAB

ISRAEL'S GRAIN

ISRAEL'S GRAIN

ISRAEL'S GRAIN

ISRAEL'S GRAIN

ISRAEL'S GRAIN

ISRAEL'S GRAIN

ISRAEL'S GRAIN

ISRAEL'S GRAIN

MOAB'S GRAIN

MOAB'S GRAIN

MOAB'S GRAIN

MOAB'S GRAIN

MOAB'S GRAIN


MOAB'S GRAIN

MOAB'S GRAIN

MOAB'S GRAIN

BOAZZ'S

FIELD



“GO FROM YOUR COUNTRY, YOUR
PEOPLE AND YOUR FATHERS HOUSEHOLD
TO THE LAND I WILL SHOW YOU.”

GENESIS 12:1

“GO FROM YOUR COUNTRY, YOUR
PEOPLE AND YOUR FATHERS HOUSEHOLD
TO THE LAND I WILL SHOW YOU.”

GENESIS 12:1

“GO FROM YOUR COUNTRY, YOUR
PEOPLE AND YOUR FATHERS HOUSEHOLD
TO THE LAND I WILL SHOW YOU.”

GENESIS 12:1

“GO FROM YOUR COUNTRY, YOUR
PEOPLE AND YOUR FATHERS HOUSEHOLD
TO THE LAND I WILL SHOW YOU.”

GENESIS 12:1