



# THE TEMPLE WEEK 3



# THE TEMPLE

## THE TEMPLE

## THE THIRD

### FOCUS

EZEKIEL 40:4 & 47, 43:4-5 & 12, 46:9, 47:1, 7 & 12

Before the second temple was built, the prophet Ezekiel had a vision of the third temple!

### MATERIALS

The Third picture  
Futuristic glasses (1 per child)  
Measuring tape  
The third temple diagram & ruler (1 per child)  
Blue steamer (2-3' per child)  
Tree (1 per child)  
Fruit and bandaid leaves (1 set per child)  
Fruit (1 per child)  
Crayons, tape & chalk

### ACTIVITIES

#### 1. INTRODUCTION

**TALK:** Ask the children if they know about the third temple that still has to be built!

**ACTIVITY:** Show children The Third picture and hang nearby for them to see.

#### 2. THE VISION

**TALK:** While the people of Judah were in captivity, Ezekiel had a vision! He was taken thousands of years into the future by the help of the Holy Spirit and saw the third temple! He saw the third temple before the second one was even built! His job was to tell the people what he saw!

**ACTIVITY:** Have children put on futuristic looking glasses.

### CORRESPONDING VERSE



“SON OF MAN, LOOK CAREFULLY AND LISTEN CLOSELY AND PAY ATTENTION TO EVERYTHING. I AM GOING TO SHOW YOU, FOR THAT IS WHY YOU HAVE BEEN BROUGHT HERE. TELL THE PEOPLE OF ISRAEL, EVERYTHING YOU SEE.”

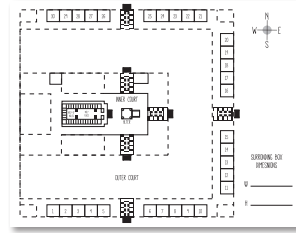
EZEKIEL 40:4

## ACTIVITIES

### 3. MEASURING

**TALK:** The Angel with him had a large measuring rod that was 11 feet long and was measuring the dimensions of everything Ezekiel saw!

**ACTIVITY:** Show the children 11 feet on measuring tape, and measure the outer square of the chalk temple. Then find and trace the shapes of the temple on the [coloring page](#).



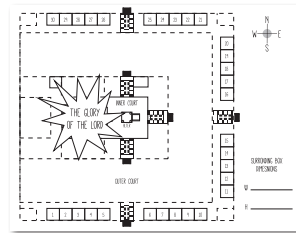
## CORRESPONDING VERSE

THEN HE MEASURED THE COURT: IT WAS SQUARE  
EZEKIEL 40:47

### 4. GLORY

**TALK:** After he had the measurements, Ezekiel saw the glory of the Lord enter the temple!

**ACTIVITY:** Have children glue the Glory of the Lord onto the temple diagram.

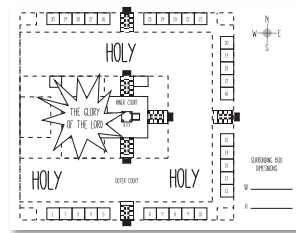


THE GLORY OF THE LORD ENTERED THE TEMPLE THROUGH THE GATE FACING EAST. THEN THE SPIRIT LIFTED ME UP AND BROUGHT ME INTO THE INNER COURT, AND THE GLORY OF THE LORD FILLED THE TEMPLE.  
EZEKIEL 43:4-5

### 5. HOLY

**TALK:** The Lord told him the law of the temple is that not only will the temple be holy, but all around it would be holy too!

**ACTIVITY:** Have the children write "Holy" around the temple.



"THIS IS THE LAW OF THE TEMPLE: ALL THE SURROUNDING AREA ON TOP OF THE MOUNTAIN WILL BE MOST HOLY."  
EZEKIEL 43:12

### 6. GATES

**TALK:** Whenever anyone came to worship, they had to leave through the opposite gate. If they came in the north gate, they would have to exit through the South Gate and vice versa!

**ACTIVITY:** Have the children enter and leave through opposite gates on the chalk temple.

WHEN THE PEOPLE OF THE LAND COME BEFORE THE LORD AT THE APPOINTED FESTIVALS, WHOEVER ENTERS BY THE NORTH GATE TO WORSHIP IS TO GO OUT THE SOUTH GATE AND WHOEVER ENTERS BY THE SOUTH GATE IS TO GO OUT THE NORTH GATE.  
EZEKIEL 46:9

## ACTIVITIES

### 7. WATER

**TALK:** Then the Angel showed him that there was water coming from the temple! From under the door!

**ACTIVITY:** Have each child tape a long blue streamer to the East entrance to the temple on their coloring page. Then have the children draw a river by the East entrance to the temple using blue chalk.

### 8. TREES

**TALK:** The water turned into a large river with trees on each side!

**ACTIVITY:** Give each child a pipe cleaner tree to place by their streamer.



## CORRESPONDING VERSE

THE MAN BROUGHT ME BACK TO THE ENTRANCE TO THE TEMPLE, AND I SAW WATER COMING OUT FROM UNDER THE THRESHOLD OF THE TEMPLE TOWARD THE EAST.

EZEKIEL 47:1

THEN HE LED ME BACK TO THE BANK OF THE RIVER. WHEN I ARRIVED THERE, I SAW A GREAT NUMBER OF TREES ON EACH SIDE OF THE RIVER.

EZEKIEL 47:7

### 9. FOOD & HEALING

**TALK:** The trees growing by the river were special! They were fruit trees that grew all year long and the leaves on the trees could be used for healing!

**ACTIVITY:** Have the children place “fruit” and band-aid leaves on the trees! Then have each child stand alongside the chalk river with one piece of fruit in their hand. Encourage everyone else not participating to pretend to pick the fruit and use the child’s free hand for healing.



FRUIT TREES OF ALL KINDS WILL GROW IN BOTH BANKS OF THE RIVER. THEIR LEAVES WILL NOT WITHER, NO WILL THEIR FRUIT FAIL. EVERY MONTH THEY WILL BEAR FRUIT, BECAUSE THE WATER FROM THE SANCTUARY FLOWS TO THEM. THEIR FRUIT WILL SERVE FOR FOOD AND THEIR LEAVES FOR HEALING.


EZEKIEL 47:12

**OPTIONAL:** Hand out each child a bible verse to take home.

“TELL THE PEOPLE OF ISRAEL,  
EVERYTHING YOU SEE.”

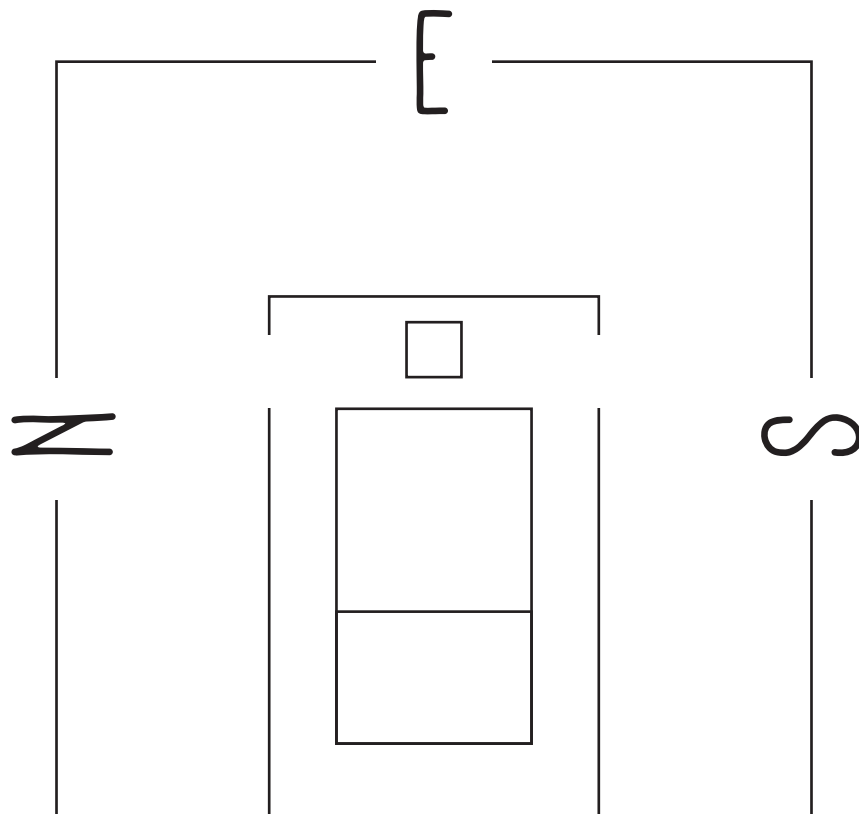
EZEKIEL 40:4

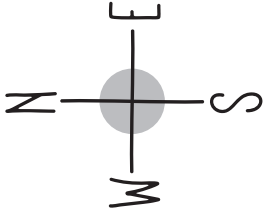
# THE THIRD



# THE TEMPLE

I drew an 11'x11' square and left spaces open for a North, South and East gate. For each gate I wrote an "N", "E" and "S" to represent which gate they were. I also drew a smaller rectangle inside that and a smaller rectangle inside that to represent the temple.

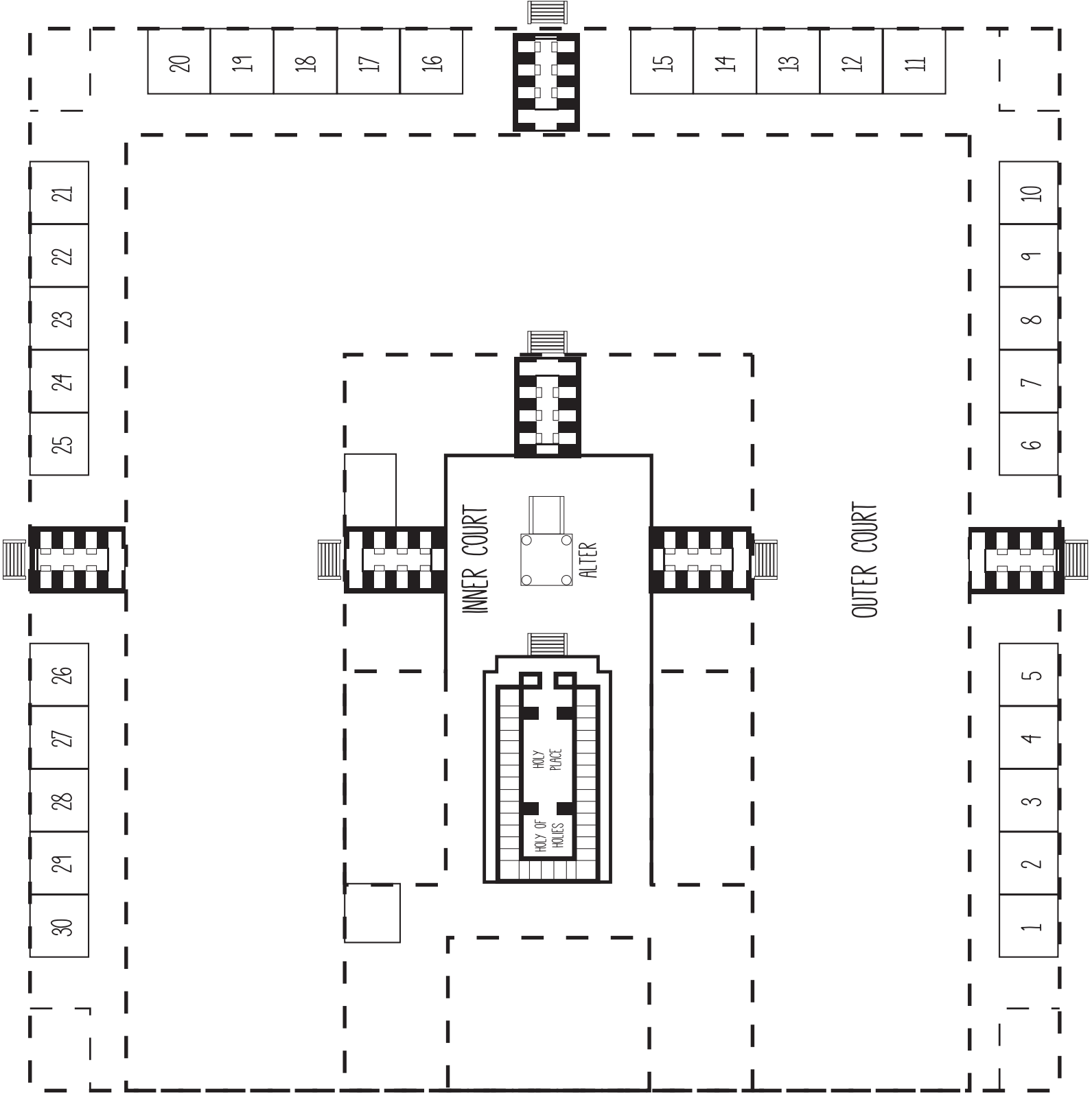




SURROUNDING BOX  
DIMENSIONS

W \_\_\_\_\_

H \_\_\_\_\_





THE GLORY  
OF THE LORD



THE GLORY  
OF THE LORD



THE GLORY  
OF THE LORD



THE GLORY  
OF THE LORD

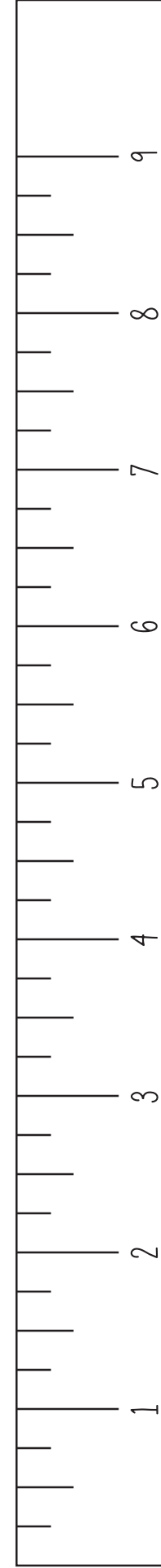
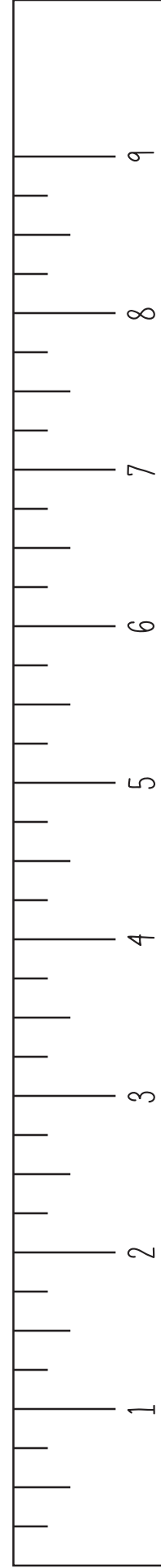
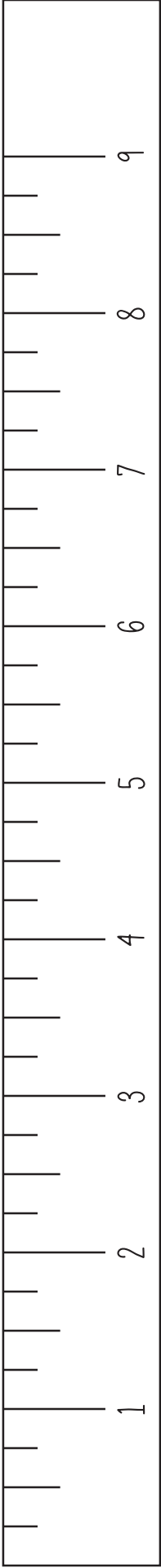


THE GLORY  
OF THE LORD



THE GLORY  
OF THE LORD





# TREES


1 .125"X12" DOWEL



CUT IN HALF



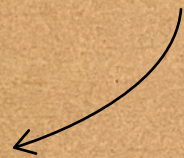
1 .59"X.59"  
BLOCK WITH HOLE



1 1.5"X1.5"  
CIRCLE WOOD  
SHAPE



6 BROWN CHENILLE  
STEMS




# TREES

HOT GLUE GUN  
THE DOWEL INTO  
THE BLOCK




HOT GLUE GUN THE  
BLOCK TO THE CIRCLE



# TREES

HOT GLUE GUN THE  
BOTTOM OF THE CHENILLE  
STEMS ONTO THE BOTTOM  
OF THE DOWEL

WRAP THE CHENILLE  
STEMS UP THE  
DOWEL & BEND THE  
ENDS TO LOOK LIKE  
BRANCHES



# TREES

PRINT & CUT OUT FRUIT  
& BANDAID LEAVES

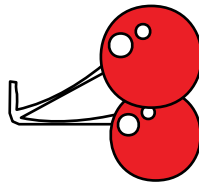
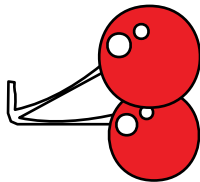
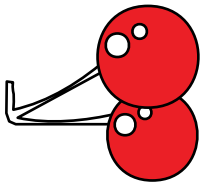
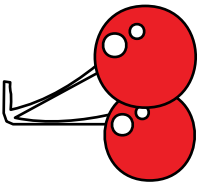

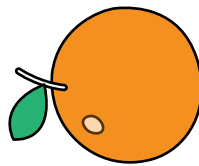
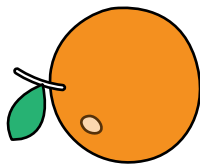
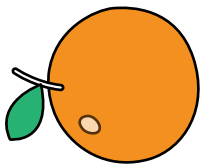
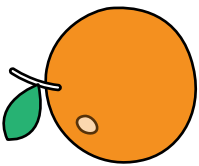


















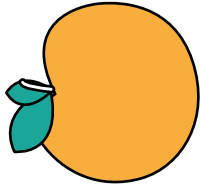
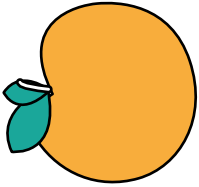







HOLE PUNCH  
THE TOPS OF  
ALL THE PIECES  
SO THEY CAN  
GO ON THE  
BRANCHES

# TREES

ADD THE FRUIT & BAND-AID  
LEAVES TO EACH BRANCH





“TELL THE PEOPLE OF ISRAEL,  
EVERYTHING YOU SEE.”

EZEKIEL 40:4

“TELL THE PEOPLE OF ISRAEL,  
EVERYTHING YOU SEE.”

EZEKIEL 40:4

“TELL THE PEOPLE OF ISRAEL,  
EVERYTHING YOU SEE.”

EZEKIEL 40:4

“TELL THE PEOPLE OF ISRAEL,  
EVERYTHING YOU SEE.”

EZEKIEL 40:4