

4 HORSES

4 HORSES

WHITE, RED, BLACK & PALE

FOCUS

REVELATION 6:1-8

In the book of Revelation, there were 4 horses! Each was a different color!

MATERIALS

4 Horse & Rider puppets (1 set per child)

Crown (1 per child)

Sword (1 per child)

Scale or something similar (1 per child)

Black & red beaded bracelet (1 per child)

Crayons, glue & tape

ACTIVITIES

1. 4 HORSES

TALK: In chapter 6 of the book of Revelation, there are 4 different colored horses! A white, red, black and pale (light green) horse!

ACTIVITY: Have your Tiny Arrow color and assemble the 4 horse puppets.



CORRESPONDING VERSE

THERE BEFORE ME WAS A WHITE... FIERY RED... BLACK... PALE HORSE

REVELATION 6:2-7

2. WHITE

TALK: The horses came when the Lamb (Jesus) opened a seal! After he opened it a living creature would say "Come!" and a horse would come! The first horse was white! And the rider on the horse had a bow and a crown!

ACTIVITY: Have your Tiny Arrow color the first rider and glue him to the back of the first horse. Next have them color, assemble and wear the **crown**. Then tell your Tiny Arrow the seal is open and they can come and have them walk past with their first puppet!



I WATCHED AS THE LAMB OPENED THE FIRST OF THE SEVEN SEALS. THEN I HEARD ONE OF THE FOUR LIVING CREATURES SAY IN A VOICE LIKE THUNDER, "COME!" I LOOKED AND THERE BEFORE ME WAS A WHITE HORSE! ITS RIDER HELD A BOW, AND HE WAS GIVEN A CROWN, AND HE RODE OUT AS A CONQUEROR BENT ON CONQUEST.

REVELATION 6:1-2

ACTIVITIES

3. RED

TALK: When the Lamb opened the second seal the living creature said “Come!” and a fiery red horse came out! His rider had a large sword!

ACTIVITY: Have your Tiny Arrow color the second rider puppet and glue him to the back of the red horse. Next give them the sword to hold. Then tell your Tiny Arrow the seal is open and they can come and have them walk past with their second puppet!



CORRESPONDING VERSE

WHEN THE LAMB OPENED THE SECOND SEAL, I HEARD THE SECOND LIVING CREATURE SAY, “COME!” THEN ANOTHER HORSE CAME OUT, A FIERY RED ONE. ITS RIDER WAS GIVEN POWER TO TAKE PEACE FROM THE EARTH AND TO MAKE PEOPLE KILL EACH OTHER. TO HIM WAS GIVEN A LARGE SWORD.

REVELATION 6:3-4

4. BLACK

TALK: When the Lamb opened the third seal the living creature said “Come!” and a black horse came out! That rider was holding a pair of scales!

ACTIVITY: Have your Tiny Arrow color the rider and glue him to the back of the third horse. Next have your Tiny Arrow assemble and hold the pair of scales. Then tell your Tiny Arrow the seal is open and they can come and have them walk past with their third puppet!



WHEN THE LAMB OPENED THE THIRD SEAL, I HEARD THE THIRD LIVING CREATURE SAY, “COME!” I LOOKED, AND THERE BEFORE ME WAS A BLACK HORSE! ITS RIDER WAS HOLDING A PAIR OF SCALES IN HIS HAND. THEN I HEARD WHAT SOUNDED LIKE A VOICE AMONG THE FOUR LIVING CREATURES, SAYING, “TWO POUNDS OF WHEAT FOR A DAY’S WAGES, AND SIX POUNDS OF BARLEY FOR A DAY’S WAGES, AND DO NOT DAMAGE THE OIL AND THE WINE!”

REVELATION 6:5-6

ACTIVITIES

5. PALE

TALK: When the Lamb opened the fourth seal the living creature said “Come!” and when he did a pale horse came out! That rider was named death!

ACTIVITY: Have your Tiny Arrow color the fourth rider and glue him onto the pale horse. Next have your Tiny Arrow assemble and wear the black and red beaded bracelet. Then tell your Tiny Arrow the seal is open and they can come and have them walk past with their fourth puppet!



OPTIONAL: Hand out each child a bible verse to take home.

CORRESPONDING VERSE

WHEN THE LAMB OPENED THE FOURTH SEAL, I HEARD THE FOURTH LIVING CREATURE SAY, “COME!” I LOOKED, AND THERE BEFORE ME WAS A PALE HORSE! ITS RIDER WAS NAMED DEATH, AND HADES WAS FOLLOWING CLOSE BEHIND HIM. THEY WERE GIVEN POWER OVER A FOURTH OF THE EARTH TO KILL BY SWORD, FAMINE AND PLAGUE, AND BY THE WILD BEASTS OF THE EARTH.


REVELATION 6:7-8

I LOOKED AND THERE BEFORE ME
WAS A WHITE... FIERY RED...
BLACK... PALE HORSE!

REVELATION 6:2-7

HORSES

PRINT ON CARDSTOCK & CUT OUT

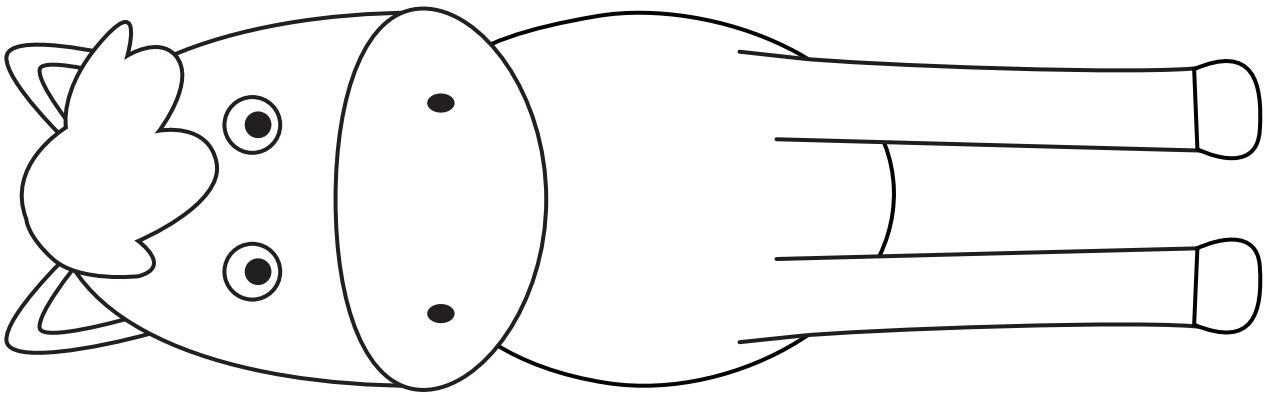
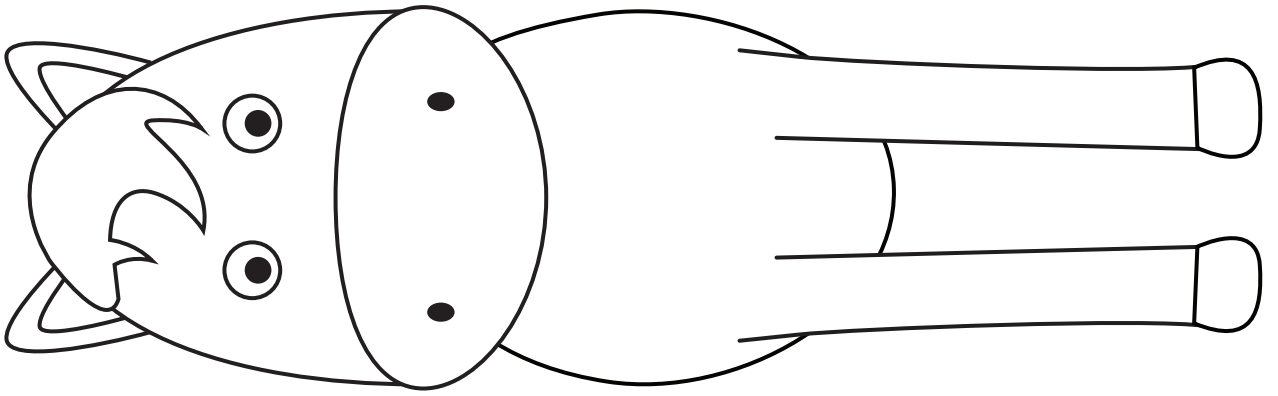
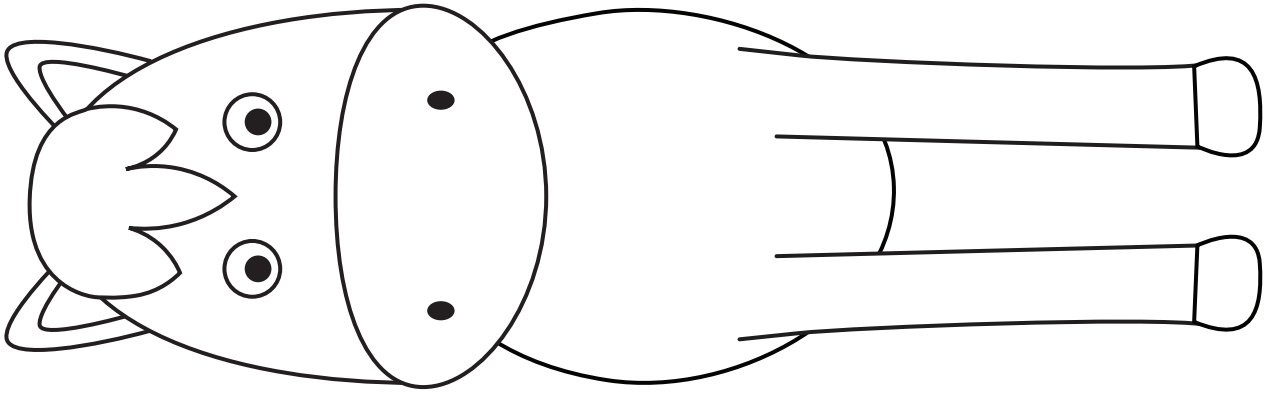
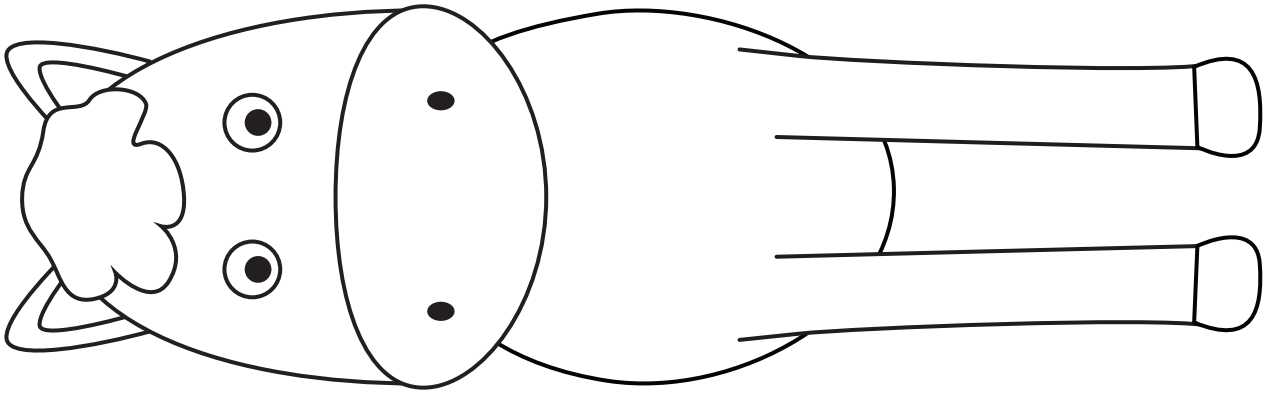


4 JUMBO CRAFT STICKS
(1 PER HORSE)

TAPE THE CRAFT
STICK TO THE BACK
OF THE HORSE


HORSES





RIDERS

PRINT ON CARDSTOCK &
CUT OUT



RIDERS

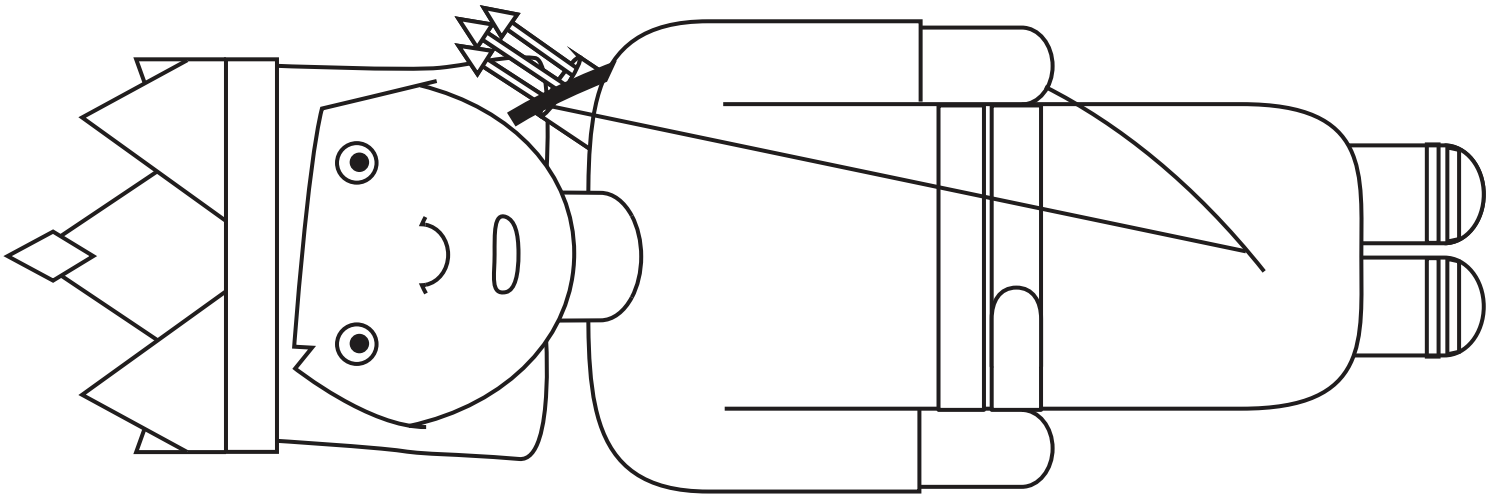
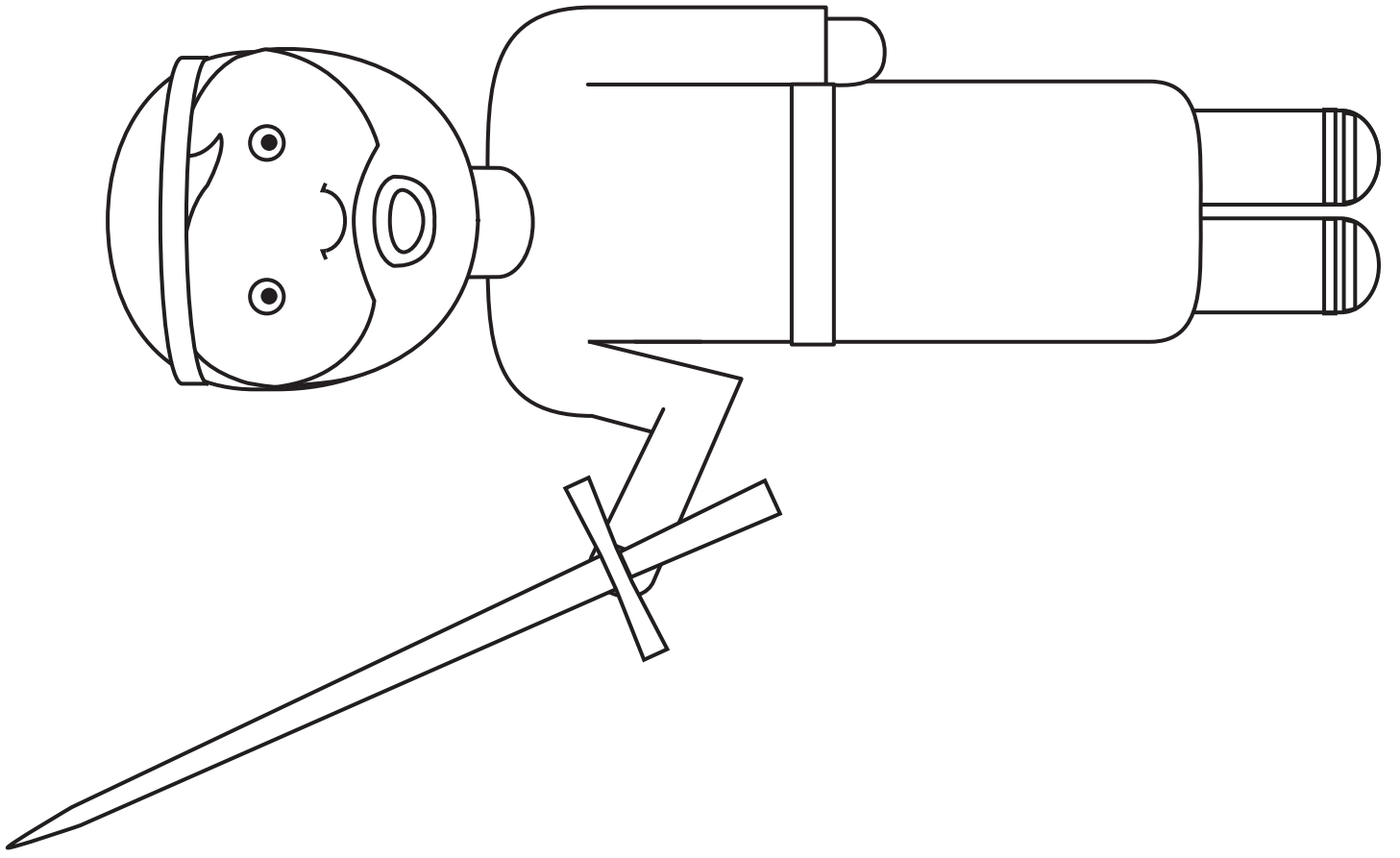
GLUE THE RIDERS TO THE
BACK OF THEIR HORSE

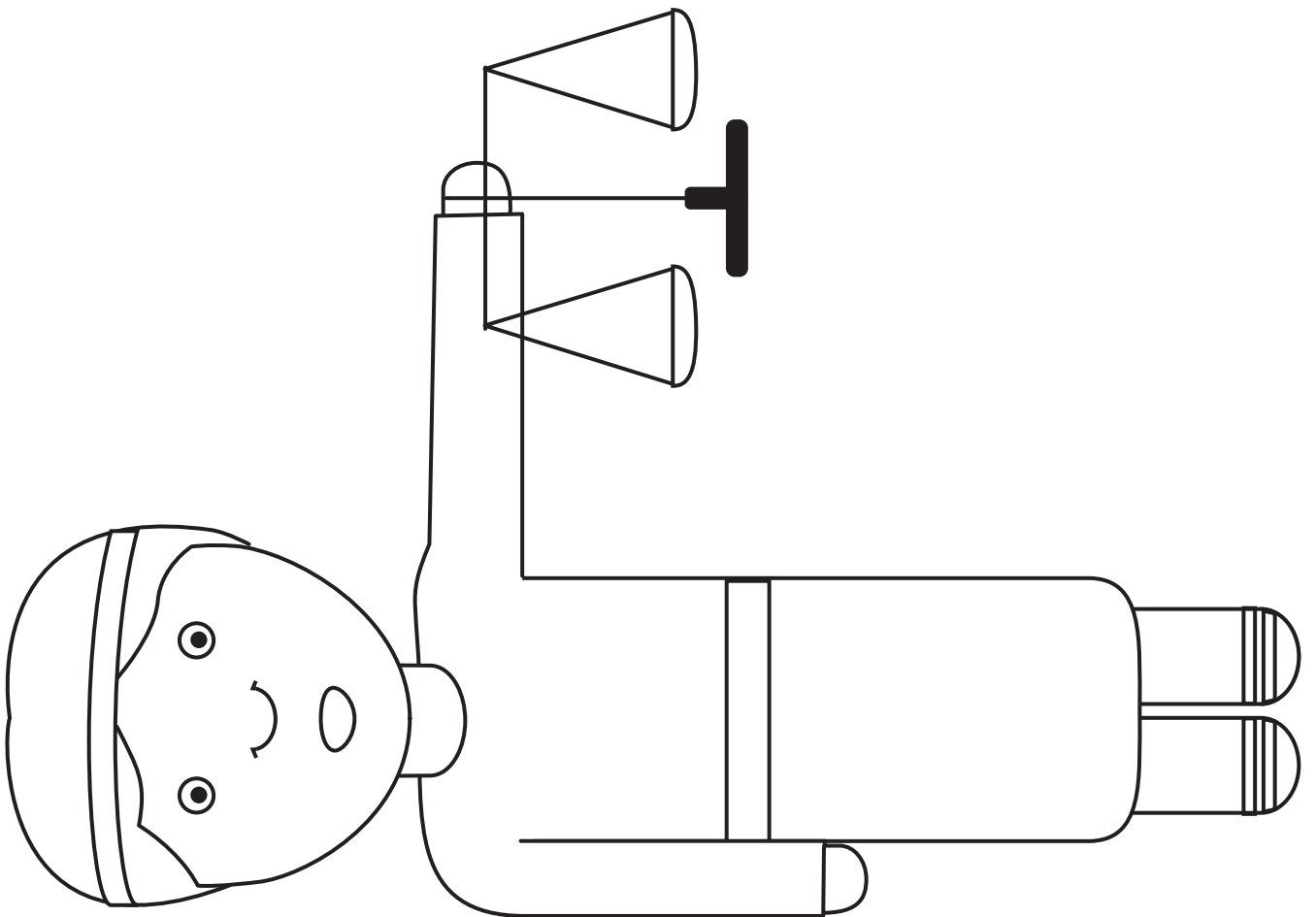
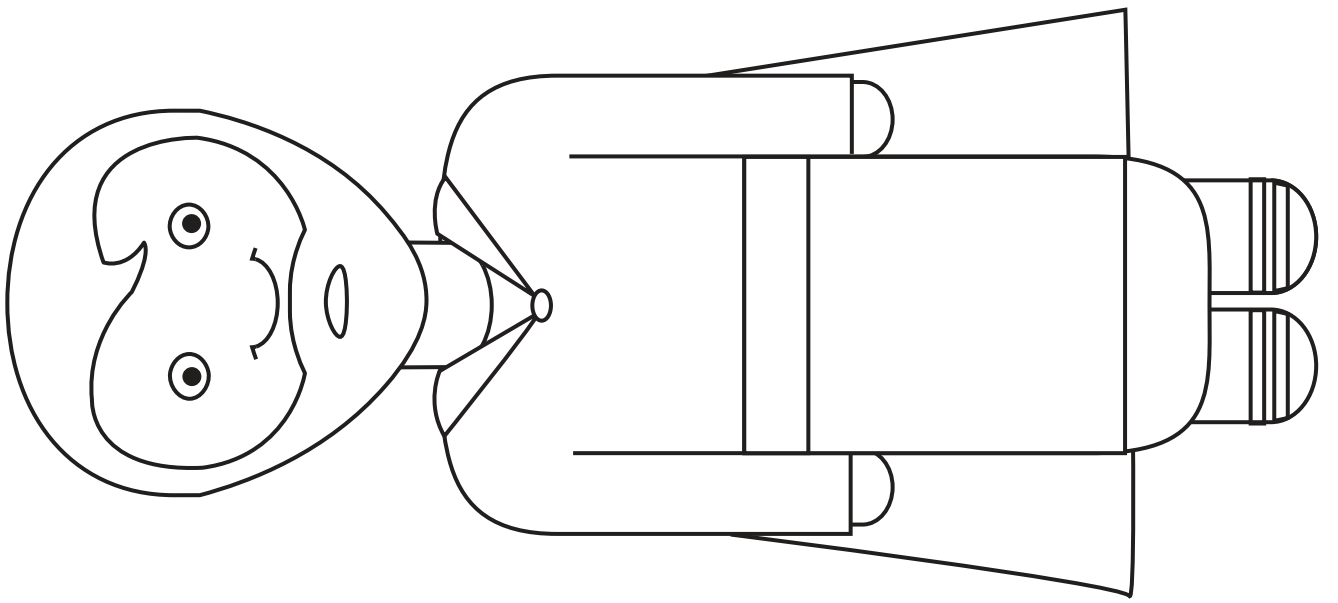


RIDERS

GLUE THE RIDERS TO THE
BACK OF THEIR HORSE








RIDER'S CROWN

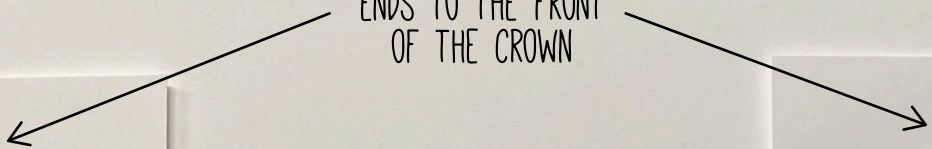
PRINT & CUT OUT



RIDER'S CROWN

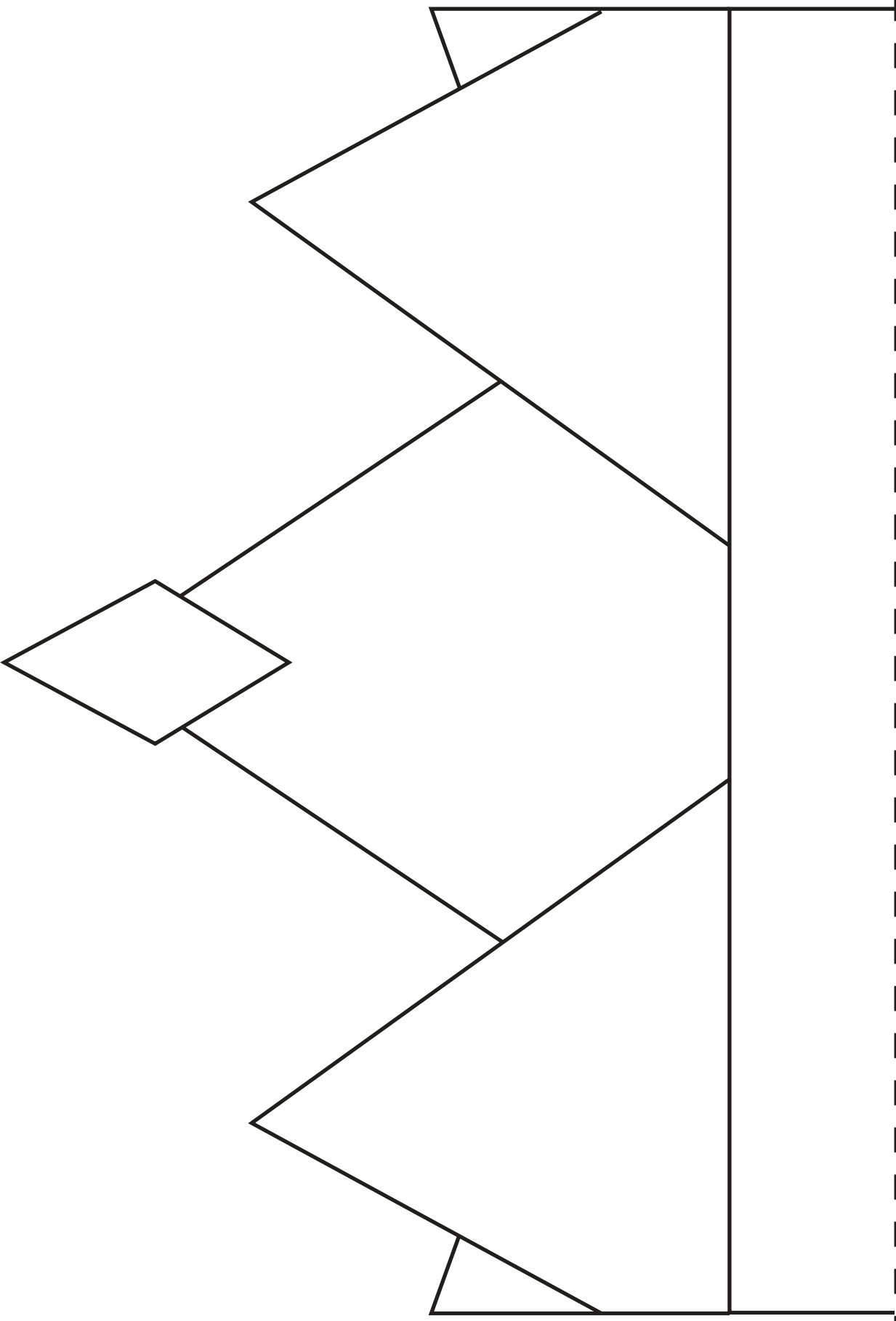


STAPLE/TAPE THE
ENDS TO THE FRONT
OF THE CROWN




STAPLE/TAPE THE ENDS TOGETHER
TO FIT THE CHILD'S HEAD





SWORD

BLACK ELECTRICAL TAPE



1 GALLON PAINT STICK



*YOU WILL ALSO NEED
WHITE & GRAY PAINT¹
& A GLUE GUN

¹SPRAY PAINT OR CRAFT PAINT

2 JUMBO POPSICLE STICKS



DIRECTIONS

1. LIGHTLY SAND PAINT STICK WITH
120 SAND PAPER SO EDGES ARE
SMOOTH AND ROUNDED



2. PRIME PAINT STICK WITH
2 COATS OF WHITE PAINT
(SAND WITH 220 SAND PAPER BETWEEN COATS)



3. PAINT STICK WITH 2 COATS
OF GRAY PAINT
(SAND WITH 220 SAND PAPER BETWEEN COATS
& WHEN FINISHED USE 400 SAND PAPER TO SMOOTH)



*OPTIONAL: ADD THIRD PAINT COAT
WITH SILVER PAINT

4. GLUE POPSICLE STICKS 5" FROM
THE EDGE OF THE SWORD
THEN WRAP WITH TAPE

1 STICK ON BOTTOM




1 STICK ON TOP

WRAP HERE FIRST
TO COVER EDGE
(BOTH SIDES)



THEN WRAP THE
SIDES AND HILT
IN A SPIRAL TO
COVER ALL WOOD
AND BIND THE
STICKS TOGETHER




THEN HERE
TO COVER
EDGE AND
MIDDLE
(BOTH SIDES)



BRACELET


18" ELASTIC CORD



18 BEADS (9 BLACK & 9 RED)
IN A PATTERN

BRACELET

STRING THE BEADS THROUGH
THE CORD & TIE



CUT OFF ANY EXTRA CORD

I LOOKED AND THERE BEFORE ME
WAS A WHITE... FIERY RED...
BLACK... PALE HORSE!

REVELATION 6:2-7

I LOOKED AND THERE BEFORE ME
WAS A WHITE... FIERY RED...
BLACK... PALE HORSE!

REVELATION 6:2-7

I LOOKED AND THERE BEFORE ME
WAS A WHITE... FIERY RED...
BLACK... PALE HORSE!

REVELATION 6:2-7

I LOOKED AND THERE BEFORE ME
WAS A WHITE... FIERY RED...
BLACK... PALE HORSE!

REVELATION 6:2-7