



# SUNSHINE WEEK 1



# SUNSHINE

## SUNSHINE

# STOP!

## FOCUS

JOSHUA 9:15 & 10:5-13

Joshua and the Israelites fought 5 kings! During the battle Joshua needed more time to fight and told the sun to stop, and it did!

## MATERIALS


Stop! picture  
2 Gibeonites (with bandaids), Joshua & 5 kings (with crowns) actors wearing name tags  
Peace sticker (1 per Gibeonite)  
5 Kings vs Gibeon coloring page (1 per child)  
Gilgal & Gibeon signs  
Swords (1 per child)  
Gibeon display with sun  
Voice  
Clock  
Sun Stood Still coloring page (1 per child)  
Handful of waterballons  
Crayons, glue, scissors & tape

## ACTIVITIES

### 1. INTRODUCTION

**TALK:** Ask the children if they know about the battle where Joshua told the sun to stop and it did!

**ACTIVITY:** Show children the Stop! picture and hang nearby for them to see.



### 2. GIBEONITES

**TALK:** Joshua and the Israelites had conquered Jericho and Ai, and were getting ready to fight again, but a group of people called the Gibeonites did not want to fight because they knew Joshua would win. So they tricked Joshua into making a treaty of peace with them. So now Joshua and the Israelites could not fight the Gibeonites, but had to help them.

**ACTIVITY:** Have two Gibeonites come up to Joshua in **Gilgal** and say, "We come from very far away and do not want to fight you, can we have peace?" Then have Joshua say "We will give you peace." Then have Joshua place a **peace sticker** on their name tags.



## CORRESPONDING VERSE

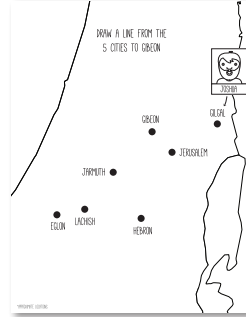
THEN JOSHUA MADE A TREATY OF PEACE WITH THEM TO LET THEM LIVE.  
JOSHUA 9:15

## ACTIVITIES

### 3. 5 KINGS

**TALK:** There were 5 kings who heard that Joshua was winning battles and had made peace with Gibeon. The kings were mad at Gibeon and attacked it!

**ACTIVITY:** Have 5 kings, wearing crowns, get together and decide to attack Gibeon. Then have the kings put their hands together like a team and say "Let's go!" Next have the children circle and count the 5 cities versus the 1 city on the [5 Kings vs Gibeon coloring page](#).



## CORRESPONDING VERSE

THEN THE FIVE KINGS OF THE AMORITES—THE KINGS OF JERUSALEM, HEBRON, JARMUTH, LACHISH AND EGLON—JOINED FORCES. THEY MOVED UP WITH ALL THEIR TROOPS AND TOOK UP POSITIONS AGAINST GIBEON AND ATTACKED IT.

JOSHUA 10:5

### 4. UNDER ATTACK!

**TALK:** The Gibeonites were under attack! They asked Joshua to come and help them!

**ACTIVITY:** Have the Gibeonites come up to Joshua with band-aids on and say, "We are under attack! Please come help us!" Then have Joshua say "We will come!"

THE GIBEONITES THEN SENT WORD TO JOSHUA IN THE CAMP AT GILGAL: "DO NOT ABANDON YOUR SERVANTS. COME UP TO US QUICKLY AND SAVE US!"

JOSHUA 10:6

### 5. MARCH

**TALK:** Joshua and the Israelites marched all night to go and help Gibeon against the 5 kings.

**ACTIVITY:** Have children march to Gibeon.

SO JOSHUA MARCHED UP FROM GILGAL WITH HIS ENTIRE ARMY, INCLUDING ALL THE BEST FIGHTING MEN.

JOSHUA 10:7

### 6. NO FEAR

**TALK:** Even though Joshua and his men were fighting against 5 kings, God told Joshua that they would win!

**ACTIVITY:** Have Joshua tell the children to stop, then have a voice say "Do not be afraid, you will win!"

THE LORD SAID TO JOSHUA, "DO NOT BE AFRAID OF THEM; I HAVE GIVEN THEM INTO YOUR HAND. NOT ONE OF THEM WILL BE ABLE TO WITHSTAND YOU."

JOSHUA 10:8

## ACTIVITIES

### 7. SURPRISE!

**TALK:** Joshua and his men marched all night and took the other army by surprise!

**ACTIVITY:** Have the children sneak up on the sleeping 5 kings, and say surprise! Then have them begin to fight using the swords.



### 8. STAND STILL

**TALK:** They fought long and hard, but there was not enough time in the day! So Joshua spoke to the sun and asked it to stop and it did! The sun stood still over them for a whole day, giving them time to defeat the 5 kings!

**ACTIVITY:** Slowly move the sun until it is right above the hills. Then have Joshua say, "Sun stand still!" and stop moving the sun. Then show them a **clock** and go over the time from 12:00pm to 12:00pm the next day, but show them how the sun did not move like it was suppose to!



## CORRESPONDING VERSE

AFTER AN ALL-NIGHT MARCH FROM GILGAL, JOSHUA TOOK THEM BY SURPRISE.

JOSHUA 10:9


"SUN STAND STILL OVER GIBEON, AND YOU, MOON, OVER THE VALLEY OF AJTALON." SO THE SUN STOOD STILL, AND THE MOON STOPPED, TILL THE NATION AVENGED ITSELF ON ITS ENEMIES. THE SUN STOPPED IN THE MIDDLE OF THE SKY AND DELAYED GOING DOWN ABOUT A FULL DAY.

JOSHUA 10:12-13

### 9. PANIC!

**TALK:** The enemy was panicked and confused! They had been taken by surprise and now the sun was not going down! This was not a normal battle for them and they were losing!

**ACTIVITY:** Have the 5 kings run around in panic saying, "It should be nighttime but it's still lunch time! What is going on?" Then have the children color the Sun Stood Still coloring page.



THE LORD THREW THEM INTO CONFUSION BEFORE ISRAEL, SO JOSHUA AND THE ISRAELITES DEFEATED THEM COMPLETELY AT GIBEON.

JOSHUA 10:10

## ACTIVITIES

### 10. HAIL

**TALK:** Not only did the sun stop a whole day, giving the Israelites more time to fight, but everyone that ran away from them was hit by hailstones! The Lord was throwing down hailstones from heaven! God defeated more people with the hailstones than Joshua and the Israelites did with the sword!

**ACTIVITY:** Have the 5 kings run away from the children, and a parent throw water balloons at the running kings.

**OPTIONAL:** Hand out each child a bible verse to take home.

## CORRESPONDING VERSE



AS THEY FLED BEFORE ISRAEL ON THE ROAD FROM BETH HORON TO AZEKAH, THE LORD HURLED HUGE HAILSTONES DOWN ON THEM, AND MORE OF THEM DIED FROM THE HAIL THAN WERE KILLED BY THE SWORDS OF THE ISRAELITES.

JOSHUA 10:11

SO THE SUN STOOD STILL, AND  
THE MOON STOPPED, TILL THE NATION  
AVENGED ITSELF ON ITS ENEMIES.

JOSHUA 10:13

STOP!



## ACTIVITY 2

**GIBEONITES:** We come from very far away and do not want to fight you, can we have peace?

**JOSHUA:** We will give you peace.

## ACTIVITY 3

**5 KINGS:** Let's go!

## ACTIVITY 4

**GIBEONITES:** We are under attack!  
Please come help us!

**JOSHUA:** We will come!

## ACTIVITY 6

**VOICE:** Do not be afraid, you will win!

## ACTIVITY 8

**JOSHUA:** Sun stand still!

## ACTIVITY 9

**5 KINGS:** It should be nighttime but it's still lunch time! What is going on?


# NAME TAGS

PRINT & CUT OUT

24" YARN



KING OF LACHISH



HOLE PUNCH THEN LOOP & TIE THE END  
OF THE STRING THROUGH THE HOLE

KING OF EGLON



GIBBONITE

GIBBONITE

JOSHUA

KING OF JERUSALEM

KING OF HEBRON

KING OF JARMOUTH

KING OF LACHISH

KING OF EGLON

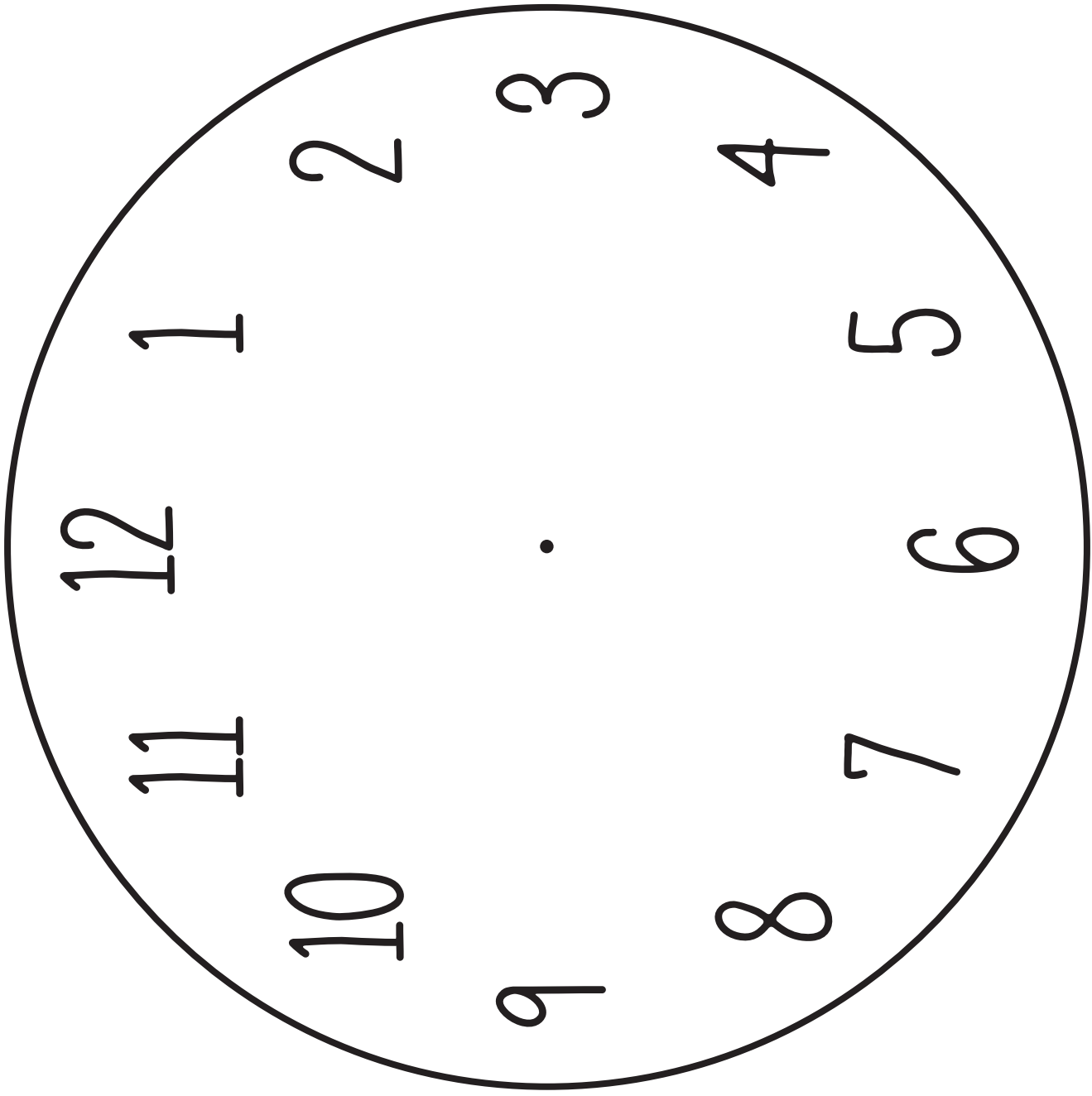
PEACE

PEACE

PEACE


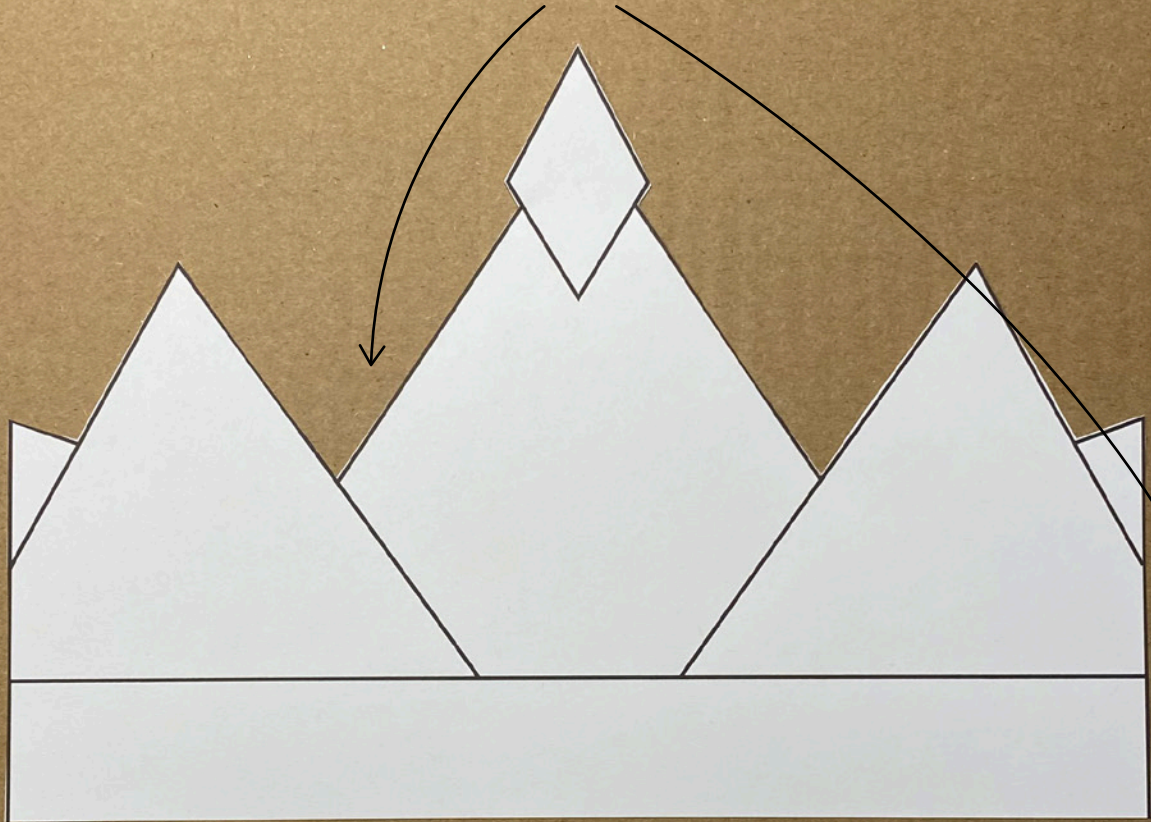
PEACE

PEACE

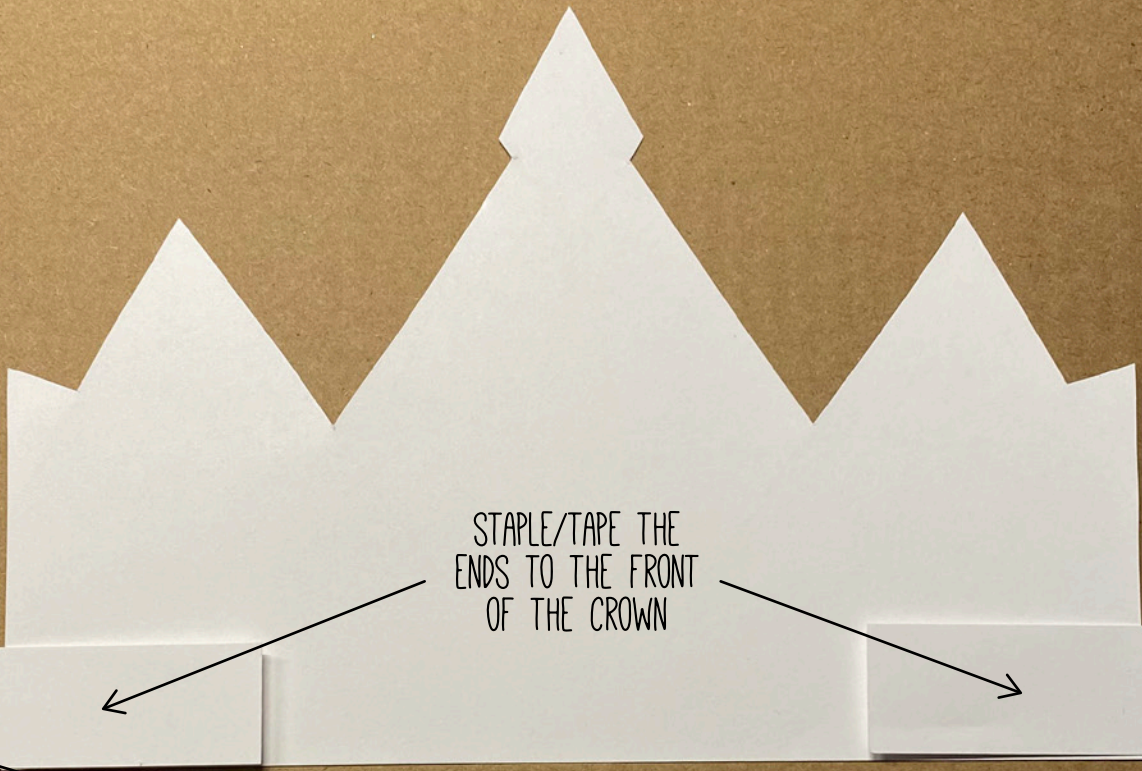


# CROWN

PRINT & CUT OUT

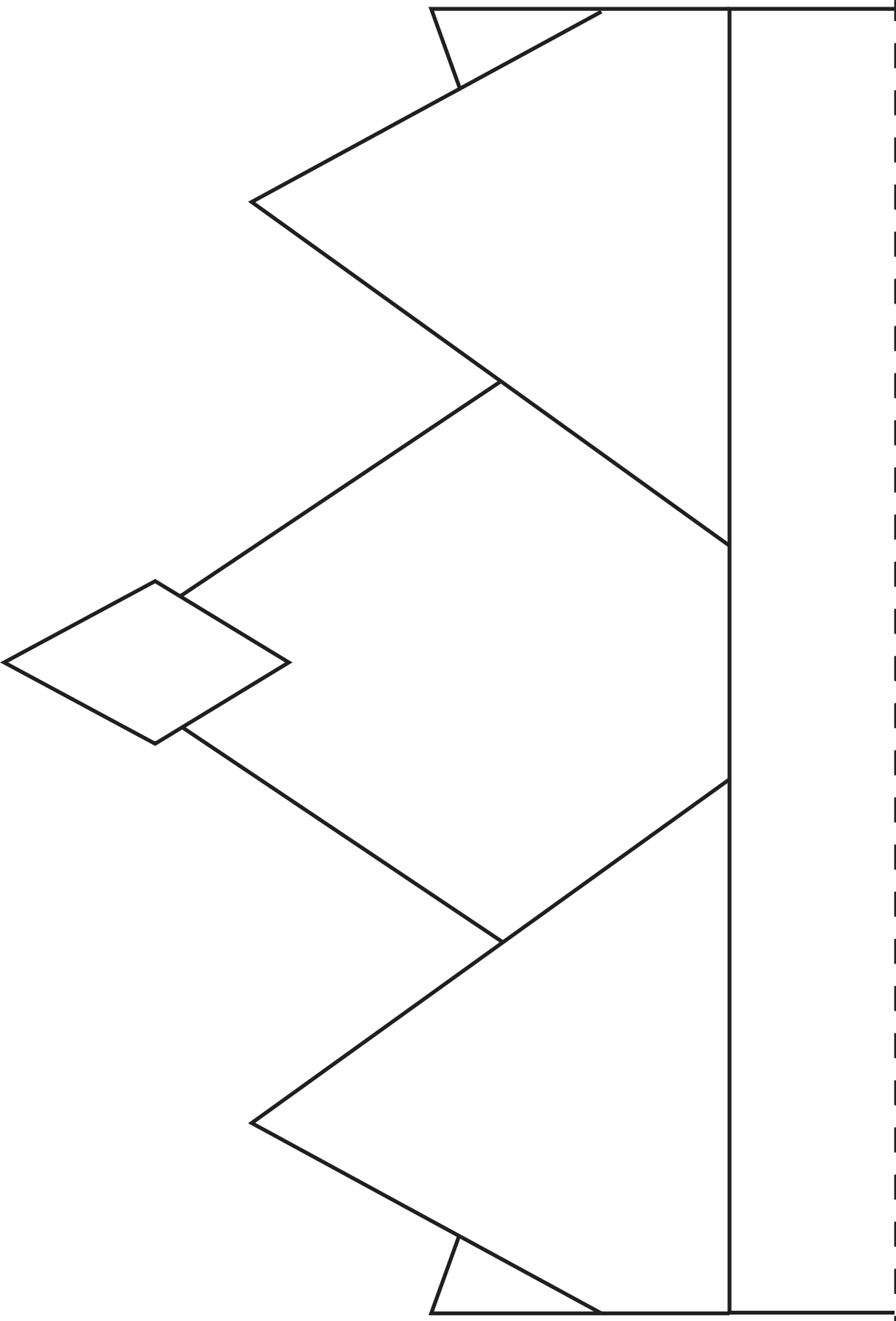


# CROWN




STAPLE/TAPE THE  
ENDS TO THE FRONT  
OF THE CROWN

STAPLE/TAPE THE ENDS TOGETHER  
TO FIT THE CHILD'S HEAD





DRAW A LINE FROM THE  
5 CITIES TO GIBEON



GILGAL

GIBEON

JERUSALEM

JARMUTH

EGLON

LACHISH

HEBRON

GIBBON

GILGAL

# SWORD



BLACK ELECTRICAL TAPE



5 GALLON PAINT STICK



\*YOU WILL ALSO NEED WHITE & GRAY PAINT & A GLUE GUN

SPRAY PAINT OR CRAFT PAINT



JUMBO POPSICLE STICKS

## DIRECTIONS

1. LIGHTLY SAND PAINT STICK WITH 120 SAND PAPER SO EDGES ARE SMOOTH AND ROUNDED



2. PRIME PAINT STICK WITH 2 COATS OF WHITE PAINT

(SAND WITH 220 SAND PAPER BETWEEN COATS)



3. PAINT STICK WITH 2 COATS OF GRAY PAINT

(SAND WITH 220 SAND PAPER BETWEEN COATS & WHEN FINISHED USE 400 SAND PAPER TO SMOOTH)



\*OPTIONAL: ADD THIRD PAINT COAT WITH SILVER PAINT

4. GLUE POPSICLE STICKS 5" FROM THE EDGE OF THE SWORD THEN WRAP WITH TAPE

1 STICK ON BOTTOM



1 STICK ON TOP




WRAP HERE FIRST TO COVER EDGE (BOTH SIDES)



THEN WRAP THE SIDES AND HILT IN A SPIRAL TO COVER ALL WOOD AND BIND THE STICKS TOGETHER



THEN HERE TO COVER EDGE AND MIDDLE (BOTH SIDES)

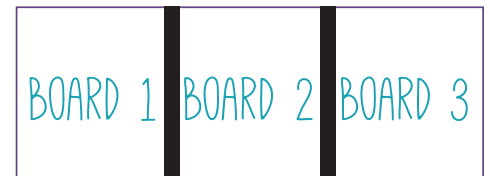


# GIBEON

I taped three large pieces of cardboard together using Gorilla tape and used tacky spray to glue blue paper over the cardboard. Then I taped three more pieces of cardboard together and cut it to look like hills. Then I glued the green paper over the cardboard and cut off the excess. For the sun, I cut out a large round circle and glued a neodymium ring magnet to the back of it. Then I used a second magnet and placed it on the back of the blue cardboard so the sun would hold on the front of the blue cardboard. I positioned the sun, with the magnets, to be right behind the right side of the display, making it look like morning. I was able to gently move the sun up by the paper to stop at the top, to look like noon.




BACKGROUND:  
TAPE THEN  
GLUE BLUE  
PAPER



↑  
TAPE  
↓

↑  
TAPE  
↓

GROUND:  
TAPE, CUT  
THEN GLUE  
GREEN PAPER




# SUN

11"X11" CIRCLE FROM  
YELLOW PAPER

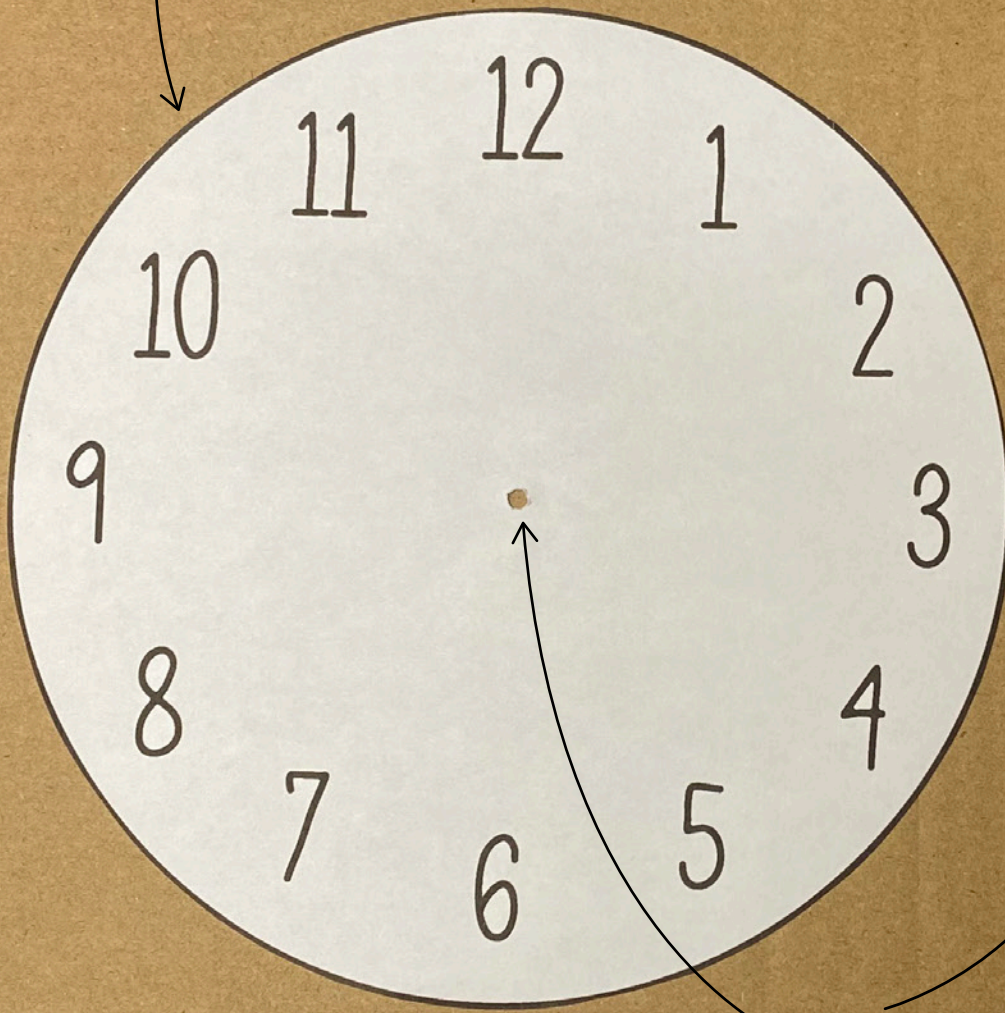
PUT THE SAME MAGNETS  
ON THE BACKSIDE OF  
THE DISPLAY TO MAGNETIZE  
TO THE SUN  
(I USED 4 STACKED)

USING DOUBLE SIDED TAPE, TAPE ON  
NEODYMIUM RING MAGNETS  
(I NEEDED THREE SIDE BY SIDE FOR  
ENOUGH STRENGTH)




# CLOCK

PRINT & CUT OUT




3 1/2" X 3/4"  
BLACK PAPER

2" X 3/4"  
BLACK PAPER



BRAD



HOLE PUNCH

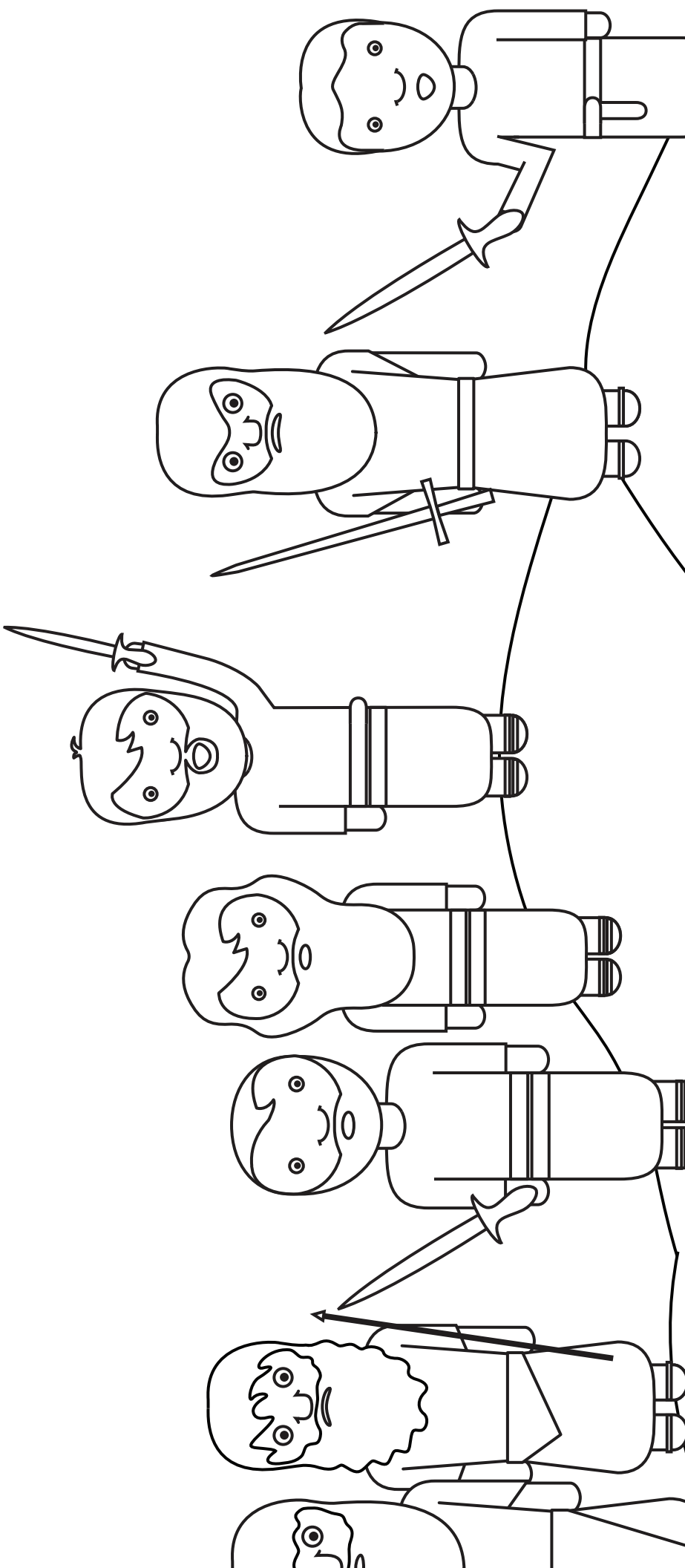

# CLOCK

## LAYER THE PIECES

1. CLOCK
2. LARGE BLACK STRIP OF PAPER
3. SMALL BLACK STRIP OF PAPER
4. SECURE WITH A BRAD







SO THE SUN STOOD STILL, AND  
THE MOON STOPPED, TILL THE NATION  
AVENGED ITSELF ON ITS ENEMIES.

JOSHUA 10:13

SO THE SUN STOOD STILL, AND  
THE MOON STOPPED, TILL THE NATION  
AVENGED ITSELF ON ITS ENEMIES.

JOSHUA 10:13

SO THE SUN STOOD STILL, AND  
THE MOON STOPPED, TILL THE NATION  
AVENGED ITSELF ON ITS ENEMIES.

JOSHUA 10:13

SO THE SUN STOOD STILL, AND  
THE MOON STOPPED, TILL THE NATION  
AVENGED ITSELF ON ITS ENEMIES.

JOSHUA 10:13