

HARVEST WEEK 3



HARVEST

HARVEST

PLENTIFUL

FOCUS

LUKE 10:1-9

Jesus sent out 72 people to go throughout Israel and tell others about the Kingdom of God being near!

MATERIALS


Plentiful picture
Team Jesus t-shirts/sticker (1 per child)
Colored bandanas (1 color per 2 children)
Wanted coloring page (1 per child)
Sheep hat (1 per child)
Adult with wolf mask
Backpack or bag (each child can bring their own from home)
2 Houses & 2 adults (1 adult wearing a large peace necklace)
Peace button (1 per child)
Snack (1 per child)
Town Square & tray of snacks
1-2 “sick” adults
Kingdom of God sign
Crayons, chalk, glue & scissors

ACTIVITIES

1. INTRODUCTION

TALK: Ask the children if they know about the 72 people who went around Israel after the 12 disciples did!

ACTIVITY: Show children the Plentiful picture and hang nearby for them to see.



CORRESPONDING VERSE

2. 72

TALK: Jesus had already sent out his 12 disciples. Then he sent out 72 others two by two to go and tell people about him!

ACTIVITY: Give the children a Team Jesus sticker or t-shirt. Then give each pair of children the same colored bandana so they can split into pairs by color.

TEAM JESUS

AFTER THIS THE LORD APPOINTED SEVENTY-TWO OTHERS AND SENT THEM TWO BY TWO AHEAD OF HIM TO EVERY TOWN AND PLACE WHERE HE WAS ABOUT TO GO.

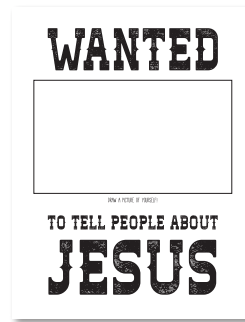
LUKE 10:1

ACTIVITIES

3. WANTED

TALK: Jesus told the people that there is plenty of harvest, but few people to get it! That means there are plenty of people who want to know about Jesus, but not enough people to do the work! Jesus told the 72 to pray to God to send out more workers!

ACTIVITY: Have the children color the Wanted coloring page.



CORRESPONDING VERSE

HE TOLD THEM, "THE HARVEST IS PLENTIFUL, BUT THE WORKERS ARE FEW. ASK THE LORD OF THE HARVEST, THEREFORE, TO SEND OUT WORKERS INTO HIS HARVEST FIELD."

LUKE 10:2

4. LAMBS AMONG WOLVES

TALK: Jesus was sending the people out like they were lambs among wolves!

ACTIVITY: Have children color and put on the lamb hats. Then have them try not to get tagged by the adult in a **wolf mask**!



"GO! I AM SENDING YOU OUT LIKE LAMBS AMONG WOLVES."

LUKE 10:3

5. NO BAG

TALK: Jesus told the people to not take anything with them! They couldn't take their purse, bag or even sandals! He even told them to not greet anyone on the road.

ACTIVITY: Have the children set down their backpacks and walk on the chalk road without greeting anyone.

"DO NOT TAKE A PURSE OR BAG OR SANDALS; AND DO NOT GREET ANYONE ON THE ROAD."

LUKE 10:4

6. PEACE/NO PEACE

TALK: When the people entered a house they were to say "Peace to this house." If someone who was peaceful lived there, then the peace would be on them, if not it would bounce back to them!

ACTIVITY: Have the children color their Peace button then go to the two houses. Have one adult in the first house and a second adult in the second wearing the **peace necklace**. Have the children go up to the first house, knock on the door and say "Peace to this house," then have the adult say "No thank you." Then have the children go to the second house and say "Peace to this house," and have the adult say "Thank you for the peace!" Then have the children give their peace pins to the adult to place in their peace necklace.



"WHEN YOU ENTER A HOUSE, FIRST SAY, 'PEACE TO THIS HOUSE.' IF SOMEONE WHO PROMOTES PEACE IS THERE, YOUR PEACE WILL REST ON THEM, IF NOT IT WILL RETURN TO YOU."

LUKE 10:5-6

ACTIVITIES

7. WAGES

TALK: Jesus told the people to eat whatever the people in the house gave them!

ACTIVITY: Have children sit down and eat a snack in the second house from the previous activity.

8. WELCOMED

TALK: Jesus told the people that when they enter a town and are welcomed, they can eat whatever people offer them!

ACTIVITY: Have children leave the house and go to the town square. There have the adults tell them “Welcome!” and give them a small snack.

9. HEAL

TALK: Jesus told the people to heal the sick that are there.

ACTIVITY: Have the children lay hands and declare healing on 1-2 “sick” adults.

10. KINGDOM OF HEAVEN

TALK: Jesus also told the 72 to tell the people that “The Kingdom of God has come near!”

ACTIVITY: Have the children color and hold up “The Kingdom of God has come near!” sign and tell the people at the square that “The Kingdom of God has come near!”

OPTIONAL: Hand out each child a bible verse to take home.

CORRESPONDING VERSE

“STAY THERE, EATING AND DRINKING WHATEVER THEY GIVE YOU, FOR THE WORKER DESERVES HIS WAGES.”

LUKE 10:7

“WHEN YOU ENTER A TOWN AND ARE WELCOMED, EAT WHAT IS OFFERED TO YOU.”

LUKE 10:8

“HEAL THE SICK WHO ARE THERE.”

LUKE 10:9


“TELL THEM, ‘THE KINGDOM OF GOD HAS COME NEAR TO YOU.’”

LUKE 10:9

“THE HARVEST IS PLENTIFUL, BUT THE WORKERS ARE FEW. ASK THE LORD OF THE HARVEST, THEREFORE, TO SEND OUT WORKERS INTO HIS HARVEST FIELD.”

LUKE 10:2

PLENTIFUL



HAVE YOU HEARD ABOUT JESUS?

THE KINGDOM OF GOD IS NEAR

TEAM JESUS


TEAM JESUS

TEAM JESUS

TEAM JESUS

TEAM JESUS

WANTED




DRAW A PICTURE OF YOURSELF!

TO TELL PEOPLE ABOUT

JESUS


LAMB

1 SHEET BLACK & 1 SHEET WHITE
CONSTRUCTION PAPER




CUT INTO 1" STRIPS
(2 STRIPS PER HAT) →

LAMB




FOLD BLACK PAPER IN
HALF LENGTHWISE



LAMB



FOLD BLACK PAPER IN THIRDS




CUT OUT A EAR SHAPE
(THIS MAKES 6 EARS)



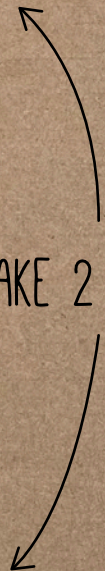
LAMB



TAKE 2 1" STRIPS




TAKE 2 EARS



LAMB

STAPLE EARS ON WHITE STRIPS

STAPLE 2 STRIPS TOGETHER



STAPLE THE 2 ENDS TOGETHER THE
SIZE OF THE CHILD'S HEAD

WOLF MASK

PRINT & CUT OUT



GALLON CRAFT STICK



WOLF MASK




TAPE THE CRAFT STICK TO
THE BACK OF THE MASK



HOUSES

Using Gorilla Tape, tape together large pieces of cardboard to form a house. I used 4 (about 3'x4') pieces of cardboard for the first, smaller house and 6 pieces for the larger house. Then cut out a door in the entrance of each house.




HOUSES

I used chalk to draw a road going to the two houses.



PEACE BUTTON

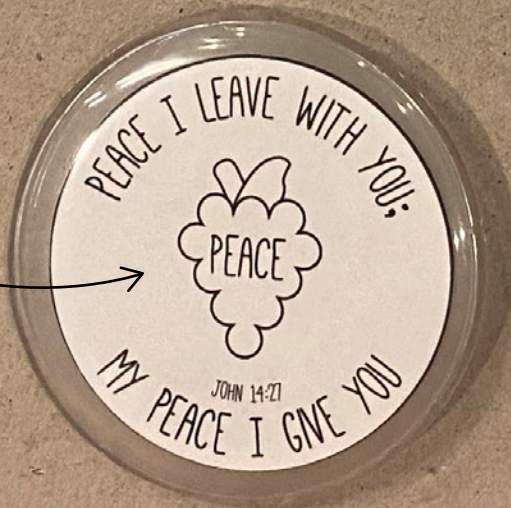


2 1/2" DESIGN-A-BUTTONS

PRINT & CUT OUT




PLACE PAPER INSIDE
& CLOSE



PEACE NECKLACE

PRINT & FOLD IN HALF



PEACE



24" YARN



PEACE NECKLACE

CREATES A POCKET TO
PLACE THE PINS INSIDE

STRING THE YARN THROUGH THE HOLES & TIE

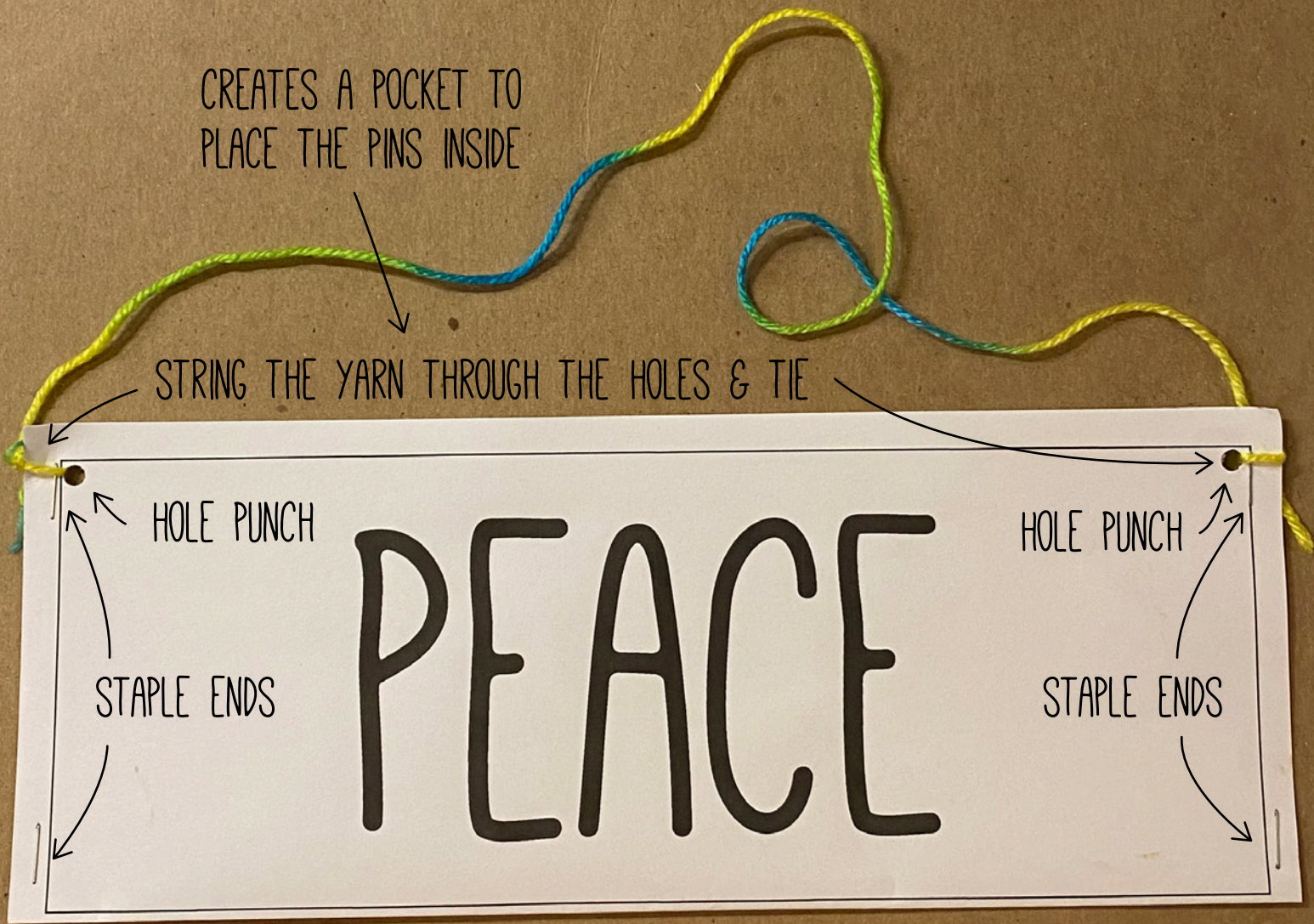
HOLE PUNCH

STAPLE ENDS

PEACE

HOLE PUNCH

STAPLE ENDS



PEACE

TOWN SQUARE

Using chalk we designed a town square for the children to go to.



SIGN

I printed the following 4 pages and cut them in half and let each child color one page. Then they walked together and said the word on their paper.

You can also choose to make one sign for everyone to decorate, or their own individual sign to color.

THE

KINGDOM

OF

GOD

HAS

COME

NEAR

“THE HARVEST IS PLENTIFUL, BUT THE
WORKERS ARE FEW. ASK THE LORD OF
THE HARVEST, THEREFORE, TO SEND OUT
WORKERS INTO HIS HARVEST FIELD.”

LUKE 10:2

“THE HARVEST IS PLENTIFUL, BUT THE
WORKERS ARE FEW. ASK THE LORD OF
THE HARVEST, THEREFORE, TO SEND OUT
WORKERS INTO HIS HARVEST FIELD.”

LUKE 10:2

“THE HARVEST IS PLENTIFUL, BUT THE
WORKERS ARE FEW. ASK THE LORD OF
THE HARVEST, THEREFORE, TO SEND OUT
WORKERS INTO HIS HARVEST FIELD.”

LUKE 10:2

“THE HARVEST IS PLENTIFUL, BUT THE
WORKERS ARE FEW. ASK THE LORD OF
THE HARVEST, THEREFORE, TO SEND OUT
WORKERS INTO HIS HARVEST FIELD.”

LUKE 10:2