



COLORS WEEK 3



COLORS

COLORS

BLUE

FOCUS

EXODUS 24:10, 28:15 & 31 NUMBERS 4:7-11 & 15:38,
ESTHER 8:15, EZEKIEL 23:6 & REVELATION 21:19

In the Bible the color blue can represent a covering, royalty, floors, Assyrian commanders, the High Priest and tzitzit's! It's even on Israel's flag!

MATERIALS

Blue picture
Color wheel (1 per child)
It's Time to Pack Up coloring page (1 per child)
Mordecai coloring page (1 per child)
Stone with blue paint or blue markers (2 sets per child)
Blue Commander t-shirt (1 per child)
Blue bandanna (1 per child)
Tzitzit (1 per child)
Israel flag coloring page (1 per child)
Crayons, glue, scissors & tape

ACTIVITIES

1. INTRODUCTION

TALK: Ask the children if they know what Blue can represent in the bible!

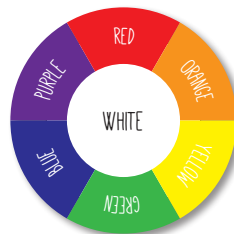

ACTIVITY: Show children the Blue picture and hang nearby for them to see.

2. BLUE

TALK: Blue is a color! It is one of the primary colors along with yellow and red!

ACTIVITY: Give each child a color wheel and point out the color blue.

CORRESPONDING VERSE

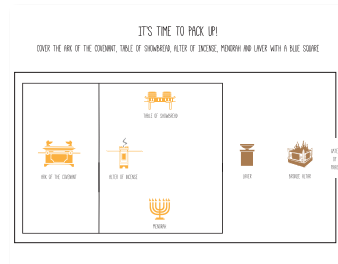


ACTIVITIES

3. COVERING

TALK: Blue is a special color! The Israelites used blue cloth to cover the Ark, Alter of Incense, Menorah, Table of Showbread and the Laver!

ACTIVITY: Have the children glue blue squares onto the 5 tabernacle pieces.




CORRESPONDING VERSE

OVER THE TABLE OF THE PRESENCE... THE LAMPSTAND... THE GOLD ALTAR THEY ARE TO SPREAD A BLUE CLOTH
NUMBERS 4:7-11

4. MORDECAI

TALK: When Mordecai left the king, and had been given a high position, he was dressed in royal colors; blue, white and purple! He also got to wear a gold crown!

ACTIVITY: Have the children color the Mordecai coloring page.



AND MORDECAI WENT OUT FROM THE PRESENCE OF THE KING (OF PERSIA) IN ROYAL APPAREL OF BLUE AND WHITE, AND WITH A GREAT CROWN OF GOLD, AND WITH A GARMENT OF FINE LINEN AND PURPLE: AND THE CITY OF SHUSHAN REJOICED AND WAS GLAD

ESTHER 8:15

5. SAPPHIRES

TALK: When Moses, Aaron and the elders of Israel saw God in heaven, the floor under him was covered with blue stones! Sapphires!

ACTIVITY: Have the children color a stone blue and place it under the Heaven sign.



AND THEY (MOSES, AARON AND THE ELDERS) SAW THE GOD OF ISRAEL: AND THERE WAS UNDER HIS FEET AS IT WERE A PAVED WORK OF A SAPPHIRE STONE, AND AS IT WERE THE BODY OF HEAVEN IN HIS CLEARNESS

EXODUS 24:10, KJV

6. FOUNDATION

TALK: In the book of Revelation John saw that the foundation to one of the walls in the New Jerusalem was decorated with sapphires!

ACTIVITY: Have the children color a stone blue and place it under the New Jerusalem sign.



THE FOUNDATIONS OF THE CITY WALLS WERE DECORATED WITH EVERY KIND OF PRECIOUS STONE. THE FIRST FOUNDATION WAS JASPER, THE SECOND SAPPHIRE, THE THIRD AGATE, THE FOURTH EMERALD

REVELATION 21:19

ACTIVITIES

7. COMMANDER

TALK: The Assyrian commanders wore blue!

ACTIVITY: Have each child put on blue commander shirt.

8. HIGH PRIEST

TALK: The high priest wore a lot of blue! He had blue for his ephod, robe and breast piece! When we pray, we can wear a blue covering too called a prayer shawl!

ACTIVITY: Have children color/decorate a blue prayer shawl.

9. TZITZIT

TALK: The Israelites were suppose to wear blue fringes on their garments! They were called tzitzit!


ACTIVITY: Give each child a tzitzit to put on the corner of their prayer shawl.



10. ISRAEL'S FLAG

TALK: Israel's flag has blue and white! The white and blue represents the tallit, or prayer shawl, and the star represents the shield of David!

ACTIVITY: Have the children color the stripes and star of the Israeli flag blue.



OPTIONAL: Hand out each child a bible verse to take home.

SPEAK UNTO THE CHILDREN OF ISRAEL, AND BID THEM THAT THEY MAKE THEM FRINGES IN THE BORDERS OF THEIR GARMENTS THROUGHOUT THEIR GENERATIONS, AND THAT THEY PUT UPON THE FRINGE OF THE BORDERS A RIBBAND OF BLUE

NUMBERS 15:38

CORRESPONDING VERSE

CLOTHED IN BLUE, GOVERNORS AND COMMANDERS

EZEKIEL 23:6



FASHION A BREASTPIECE FOR MAKING DECISIONS—THE WORK OF SKILLED HANDS. MAKE IT LIKE THE EPHOD: OF GOLD, AND OF BLUE, PURPLE AND SCARLET YARN, AND OF FINELY TWISTED LINEN. MAKE THE ROBE OF THE EPHOD ENTIRELY OF BLUE CLOTH

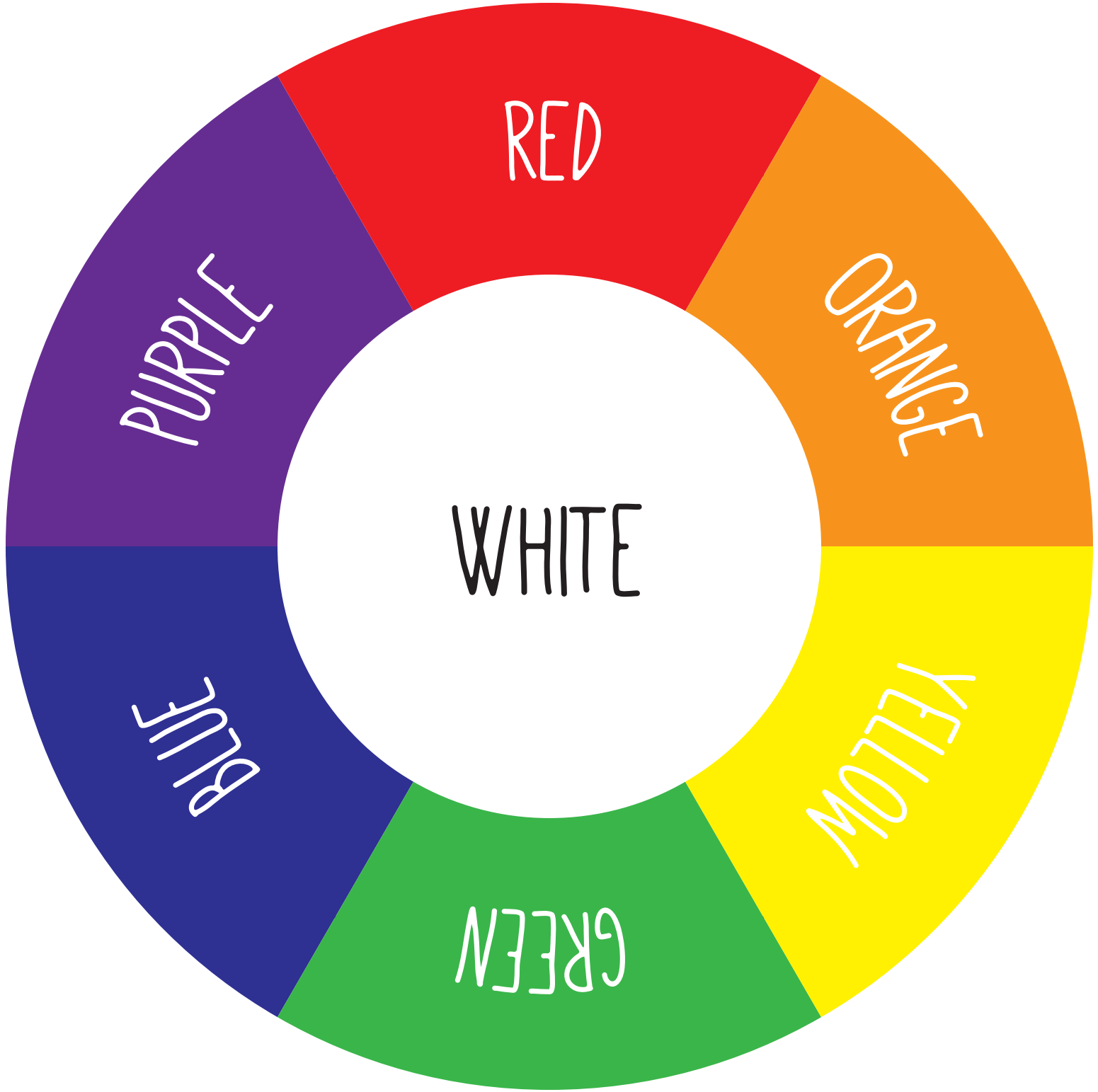
EXODUS 28:15 & 31

SPEAK UNTO THE CHILDREN OF ISRAEL, AND BID THEM THAT THEY MAKE THEM FRINGES IN THE BORDERS OF THEIR GARMENTS THROUGHOUT THEIR GENERATIONS, AND THAT THEY PUT UPON THE FRINGE OF THE BORDERS A RIBBAND OF BLUE

NUMBERS 15:38

BLUE





RED

ORANGE

WHITE

YELLOW

GREEN

BLUE

PURPLE

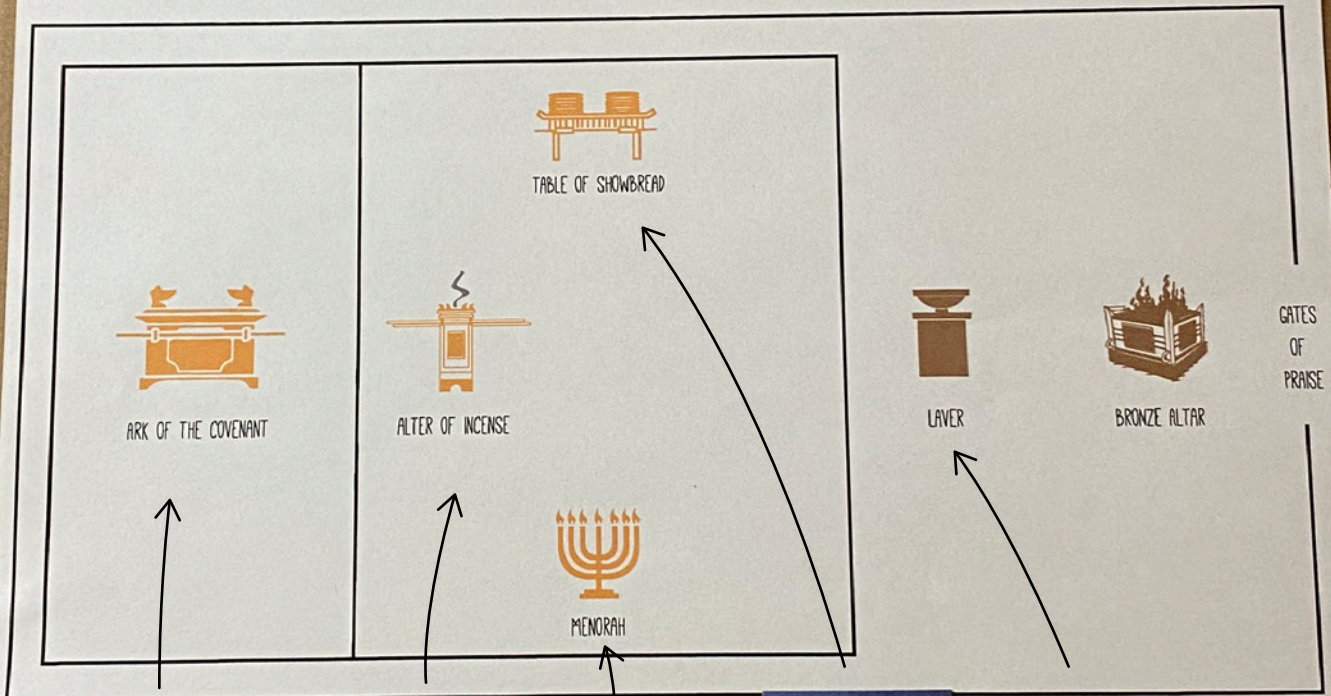
TABERNACLE COVERINGS

PRINT



IT'S TIME TO PACK UP!

COVER THE ARK OF THE COVENANT, TABLE OF SHOWBREAD, ALTER OF INCENSE, MENORAH AND LAYER WITH A BLUE SQUARE



2"X2"

2"X1.5"

1.5"X1.5"

2"X1.5"

2"X1.5"


CUT BLUE CONSTRUCTION PAPER

TABERNACLE COVERINGS

GLUE THE BLUE SQUARES
ONTO THE PIECES



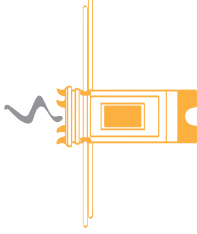




IT'S TIME TO PACK UP!


COVER THE ARK OF THE COVENANT, TABLE OF SHOWBREAD, ALTER OF INCENSE, MENORAH AND LAVAR WITH A BLUE SQUARE



IT'S TIME TO PACK UP!

COVER THE ARK OF THE COVENANT, TABLE OF SHOWBREAD, ALTER OF INCENSE, MENORAH AND LAVAR WITH A BLUE SQUARE

 <p>ARK OF THE COVENANT</p>	 <p>TABLE OF SHOWBREAD</p>  <p>ALTER OF INCENSE</p>  <p>MENORAH</p>	 <p>LAVAR</p>  <p>BRONZE ALTAR</p>	 <p>GATES OF PRAISE</p>
---	---	--	--



HEAVEN

NEW
JERUSALEM


COMMANDER

COMMANDER


COMMANDER

TZITZIT

1 PIECE OF
32" BLUE YARN



2 PIECES OF
28" WHITE YARN




TZITZIT




HAVE ALL THE ENDS
OF THE YARN MATCH
UP ON ONE END




BRAID THE
THREE STRINGS
AFTER THE KNOT
ABOUT 3-4"



TIE THE YARN 10"
FROM THE TOP




TZITZIT



HALF HITCH WRAP
LOOP YARN #2 UNDER YARN #1,
THEN COME BACK OVER YARN
#1 & PULL

MAKE A LOOP WITH
THE BRAIDED PART
OF THE STRINGS



TIE A HALF HITCH
WRAP WITH THE
TWO LONGEST WHITE
STRINGS 2X

WITH THE LONGEST
BLUE STRING, MAKE 10
HALF HITCH WRAPS



WITH THE LONGEST
2 WHITE STRINGS,
MAKE 2 HALF
HITCH WRAPS



TZITZIT

THE NUMBERS 10, 5, 6 & 5 SPELL OUT
GOD'S NAME YHVH!

MAKE MORE HALF HITCH WRAPS

- 5 WITH THE LONGEST BLUE STRING
- 2 WITH THE LONGEST 2 WHITE STRINGS
- 6 WITH THE LONGEST BLUE STRING
- 2 WITH THE LONGEST 2 WHITE STRINGS
- 5 WITH THE LONGEST BLUE STRING
- 2 WITH THE LONGEST 2 WHITE STRINGS
- 2 KNOTS WITH ALL STRINGS

10=YOD


5=HEY

6=VAV

5=HEY

יהוה





SPEAK UNTO THE CHILDREN OF ISRAEL, AND BID
THEM THAT THEY MAKE THEM FRINGES IN THE
BORDERS OF THEIR GARMENTS THROUGHOUT THEIR
GENERATIONS, AND THAT THEY PUT UPON THE
FRINGE OF THE BORDERS A RIBBAND OF BLUE

NUMBERS 15:38

SPEAK UNTO THE CHILDREN OF ISRAEL, AND BID
THEM THAT THEY MAKE THEM FRINGES IN THE
BORDERS OF THEIR GARMENTS THROUGHOUT THEIR
GENERATIONS, AND THAT THEY PUT UPON THE
FRINGE OF THE BORDERS A RIBBAND OF BLUE

NUMBERS 15:38

SPEAK UNTO THE CHILDREN OF ISRAEL, AND BID
THEM THAT THEY MAKE THEM FRINGES IN THE
BORDERS OF THEIR GARMENTS THROUGHOUT THEIR
GENERATIONS, AND THAT THEY PUT UPON THE
FRINGE OF THE BORDERS A RIBBAND OF BLUE

NUMBERS 15:38

SPEAK UNTO THE CHILDREN OF ISRAEL, AND BID
THEM THAT THEY MAKE THEM FRINGES IN THE
BORDERS OF THEIR GARMENTS THROUGHOUT THEIR
GENERATIONS, AND THAT THEY PUT UPON THE
FRINGE OF THE BORDERS A RIBBAND OF BLUE

NUMBERS 15:38