

# MAJESTY WEEK 1



# MAJESTY

## MAJESTY

## KINGS

### FOCUS

1 SAMUEL 8:5, 10:1, 2 SAMUEL 2:4, 2:10 & 4:3  
1 KINGS 1:39, 12:17 & 12:20 & 1 KINGS 15:25 - 2  
KINGS 17:6, 1 KINGS 15:1 - 2 KINGS 25:21, 2 KINGS  
17:4 & 24:15, HAGGAI 1:1 & MATTHEW 1:16

There were lots of kings of Israel! The country even split in two and there were kings of Judah and kings of Israel!

### MATERIALS

Kings picture  
Samuel actor and name tag  
Oil  
Israel Kings list with kings and chains (1 set per child)  
Israel coloring page with temple (1 set per child)  
Crown  
Actors with swords and name tags, *swords optional*  
Chains (1 set per child)  
Keys to the city (1 set per child)  
Crayons, glue, scissors, stapler & tape

### ACTIVITIES

#### 1. INTRODUCTION

**TALK:** Ask the children if they know about the different kings in the bible!

**ACTIVITY:** Show children the Kings picture and hang nearby for them to see.

#### 2. WE WANT A KING

**TALK:** Israel was lead by prophets and priests, but one day they wanted to be led by a king instead, just like the other nations!

**ACTIVITY:** Have the children come together and tell the Samuel actor, "We want a king!"

### CORRESPONDING VERSE



"NOW APPOINT A KING TO LEAD US, SUCH AS ALL THE OTHER NATIONS HAVE."

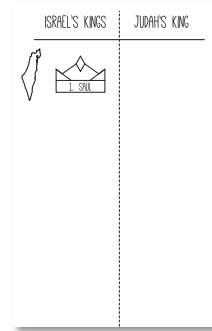
1 SAMUEL 8:5

## ACTIVITIES

### 3. ANOINT SAUL

**TALK:** God told Samuel to anoint a man named Saul to be king! He told him to pour oil on his head and he did! Saul was Israel's first king!

**ACTIVITY:** Pour oil on the children's heads then have them glue the Saul crown on their Kings of Israel list.



## CORRESPONDING VERSE

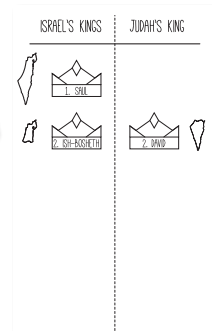
THEN SAMUEL TOOK A FLASK OF OLIVE OIL AND Poured IT ON SAUL'S HEAD AND KISSED HIM, SAYING, "HAS NOT THE LORD ANOINTED YOU RULER OVER HIS INHERITANCE?"

1 SAMUEL 10:1

### 4. 2 KINGS

**TALK:** After Saul was king there were two kings! David was king over Judah and Saul's son Ish-Bosheth was king over the rest of Israel!

**ACTIVITY:** Have children cut Israel on the dotted line and glue the David and Ish-Bosheth crowns on the Kings of Israel list.



THEN THE MEN OF JUDAH CAME TO HEBRON, AND THERE THEY ANOINTED DAVID KING OVER THE TRIBE OF JUDAH.

2 SAMUEL 2:4

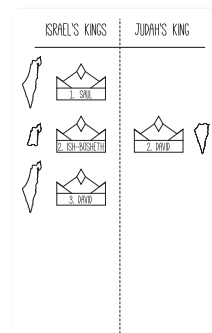
ISH-BOSHETH SON OF SAUL WAS FORTY YEARS OLD WHEN HE BECAME KING OVER ISRAEL

2 SAMUEL 2:10

### 5. KING DAVID

**TALK:** After Ish-Bosheth died, the elders of Israel made David king over all Israel! Not just Judah!

**ACTIVITY:** Have the children tape Israel back together and glue the David crown on the Kings of Israel list.



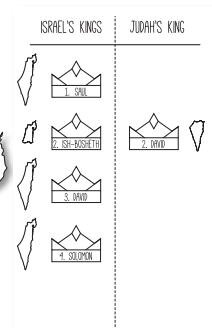
WHEN ALL THE ELDERS OF ISRAEL HAD COME TO KING DAVID AT HEBRON, THE KING MADE A COVENANT WITH HIM AT HEBRON BEFORE THE LORD, AND THEY ANOINTED DAVID KING OVER ISRAEL.

2 SAMUEL 4:3

### 6. KING SOLOMON

**TALK:** David's son Solomon was king next. Solomon built the temple in Jerusalem!

**ACTIVITY:** Have the children glue the temple on to Jerusalem and glue the Solomon crown on the Kings of Israel list.



ZADOK THE PRIEST TOOK THE HORN OF OIL FROM THE SACRED TENT AND ANOINTED SOLOMON.


1 KINGS 1:39

## ACTIVITIES

### 7. REHOBOAM & JEROBOAM

**TALK:** Solomon's son Rehoboam was king next! During his reign the kingdom split again! A man named Jeroboam reigned over Israel and Rehoboam reigned over Judah!

**ACTIVITY:** Have the children glue Rehoboam's crown on the Kings of Israel list. Then have them cut the kingdom in two again and glue Rehoboam's and Jeroboam's crowns on the Kings of Israel list.



## CORRESPONDING VERSE

BUT AS FOR THE ISRAELITES WHO WERE LIVING IN THE TOWNS OF JUDAH, REHOBOAM STILL REIGNED OVER THEM.

1 KINGS 12:17

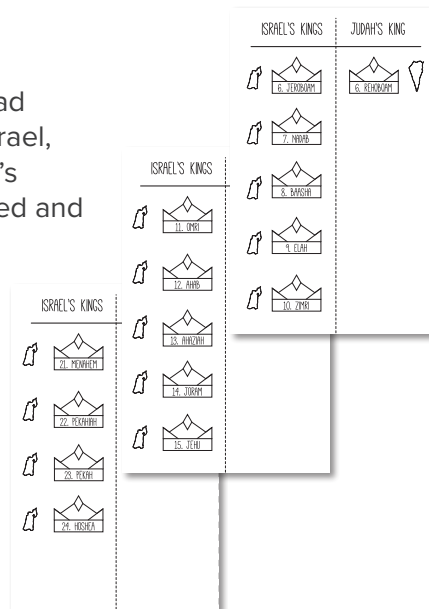
WHEN ALL THE ISRAELITES HEARD THAT JEROBOAM HAD RETURNED THEY SENT AND CALLED HIM TO THE ASSEMBLY AND MADE HIM KING OVER ALL ISRAEL. ONLY THE TRIBE OF JUDAH REMAINED LOYAL TO THE HOUSE OF DAVID.

1 KINGS 12:20

### 8. ISRAEL

**TALK:** The kingdom was split. Judah always had someone related to David who ruled, but in Israel, sometimes a relative would rule after the king's reign, and sometimes they would be conquered and another family would rule!

**ACTIVITY:** Have the children stand in a line with the first person wearing the crown. Have the second child take the crown from them and put it on their own head, then have the third child do the same until all the children have had a chance to wear it. Then glue the kings of Israel crowns in order on the Kings of Israel list.



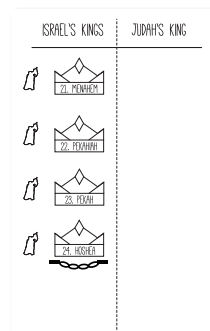
NADAB... BAASHA... ELAH... ZIMRI... OMRI... AHAB... AHAZIAH... JORAM... JEHU... JEHOAHAZ... JEHOASH... JEROBOAM... ZECHARIAH... SHALLUM... MENAHEM... PEKAHIAH... PEKAH... AND HOSHEA.

1 KINGS 15:25 - 2 KINGS 17:6

### 9. ISRAEL FALLS

**TALK:** There was always a king in Israel until the Assyrians attacked and the kingdom fell! King Hoshea was even taken away in chains!

**ACTIVITY:** Have the children get in a group then run away from some Assyrian actors holding **swords** to a different location. Then have them color Israel black, glue it to the blue cover and glue chains under the Hoshea crown.



THEREFORE SHALMANESER SEIZED HIM AND PUT HIM IN PRISON.

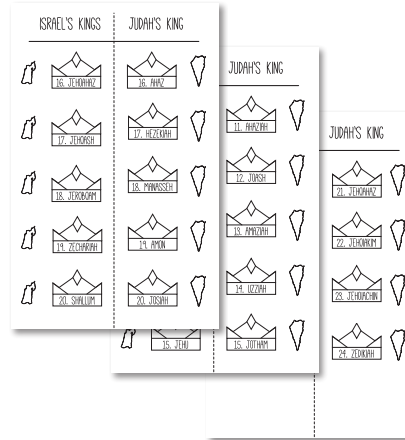
2 KINGS 17:4

## ACTIVITIES

### 10. JUDAH

**TALK:** The kingdom of Judah always had a descendant of David on the throne until the fall of Jerusalem.

**ACTIVITY:** Have the children stand in a line and pass the crown to each other to wear. Then glue the kings of Judah crowns in order on the Kings of Israel list.



## CORRESPONDING VERSE


ABIJAH... ASA...  
JEHOSHAPHAT... JEHORAM,  
AHAZIAH... JOASH... AMAZIAH...  
UZZIAH... JOTHAM... AHAZ...  
HEZEKIAH... MANASSEH...  
AMON... JOSIAH... JEHOAHAZ...  
JEHOIAKIM... JEHOIACHIN...  
AND ZEDIKIAH

1 KINGS 15:1 - 2 KINGS 25:21

### 11. JUDAH FALLS

**TALK:** The Babylonians attacked Judah and conquered! The king was taken captive, but the family line of David survived!

**ACTIVITY:** Have the children staple chains together, then color Judah black, glue it to the blue cover and glue chains under the Jehoiaichin crown.



NEBUCHADNEZZAR TOOK  
JEHOIACHIN CAPTIVE TO  
BABYLON.

2 KINGS 24:15

### 12. GOVERNOR

**TALK:** When the people of Judah came back from Babylon, the kingly descendant of David survived! His name was Zerubbabel! Instead of becoming king, he became the governor!

**ACTIVITY:** Give each child a set of Zerubbabel's keys to the city.



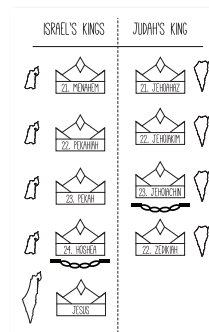
ZERUBBABEL SON OF  
SHEALTIEL, GOVERNOR OF  
JUDAH

HAGGAI 1:1

### 13. DAVID'S FAMILY LINE

**TALK:** The line of David didn't end! The last known descendant of the kings was Joseph! Jesus' father! If Israel still had a king, Jesus was the next in line!

**ACTIVITY:** Add King Jesus to the Kings of Israel list.



AND JACOB THE FATHER OF  
JOSEPH, THE HUSBAND OF  
MARY, AND MARY WAS THE  
MOTHER OF JESUS WHO IS  
CALLED THE MESSIAH.




MATTHEW 1:16

**OPTIONAL:** Hand out each child a bible verse to take home.

"NOW APPOINT A KING TO  
LEAD US, SUCH AS ALL  
THE OTHER NATIONS HAVE."

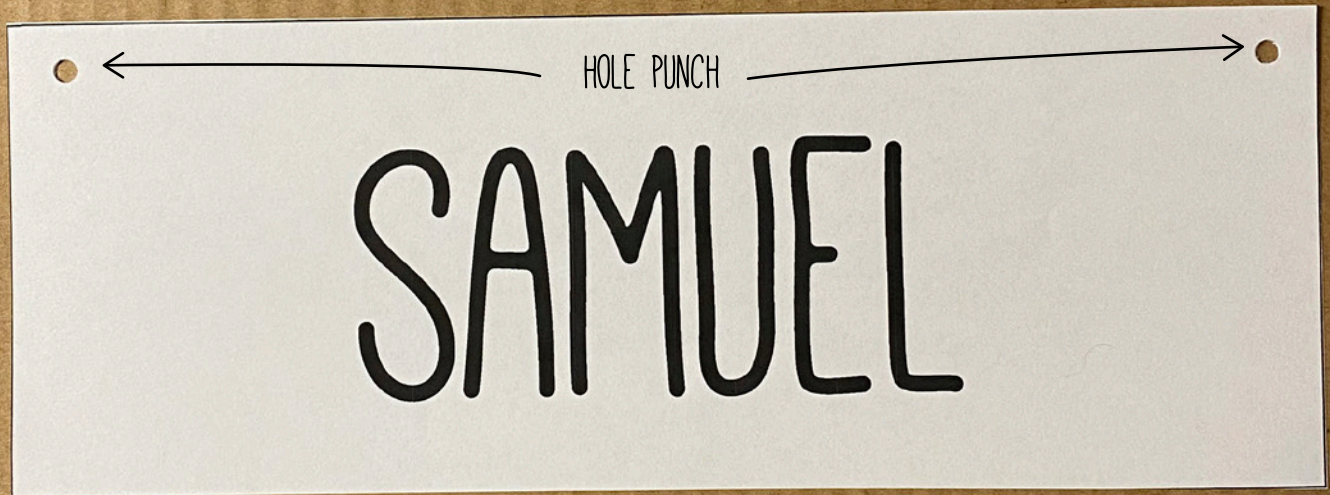

1 SAMUEL 8:5

# KINGS

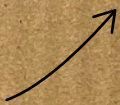


# NAME TAG

24" YARN



PRINT & CUT OUT



# NAME TAG

STRING YARN  
THROUGH THE  
HOLES & TIE

SAMUEL

SAMUEL

# COVER & LISTS

PLACE THE BLUE COVER ON TOP &  
THE 5 SHEETS UNDERNEATH  
THEN STAPLE THEM TOGETHER

1/2 SHEET OF  
BLUE PAPER



5 SHEETS  
OF LISTS


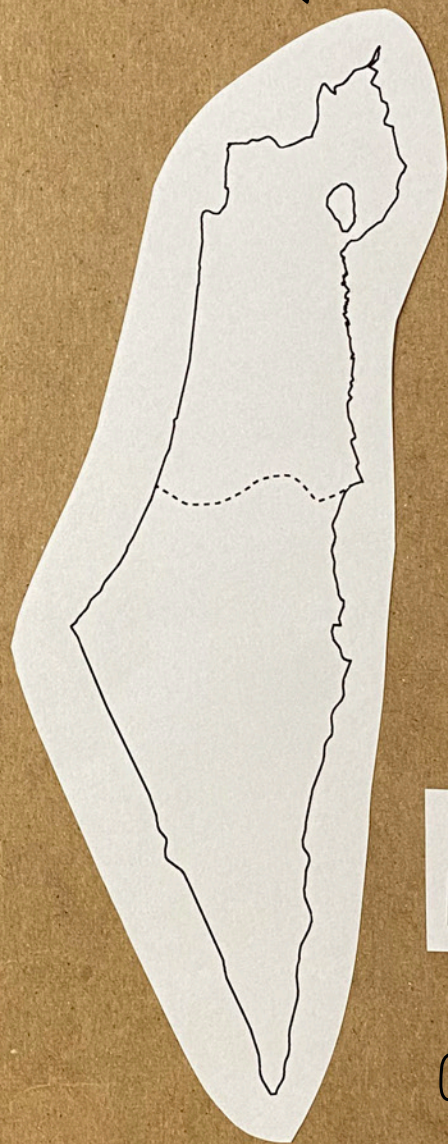


# MAP & COVER

1/2 SHEET OF  
BLUE PAPER



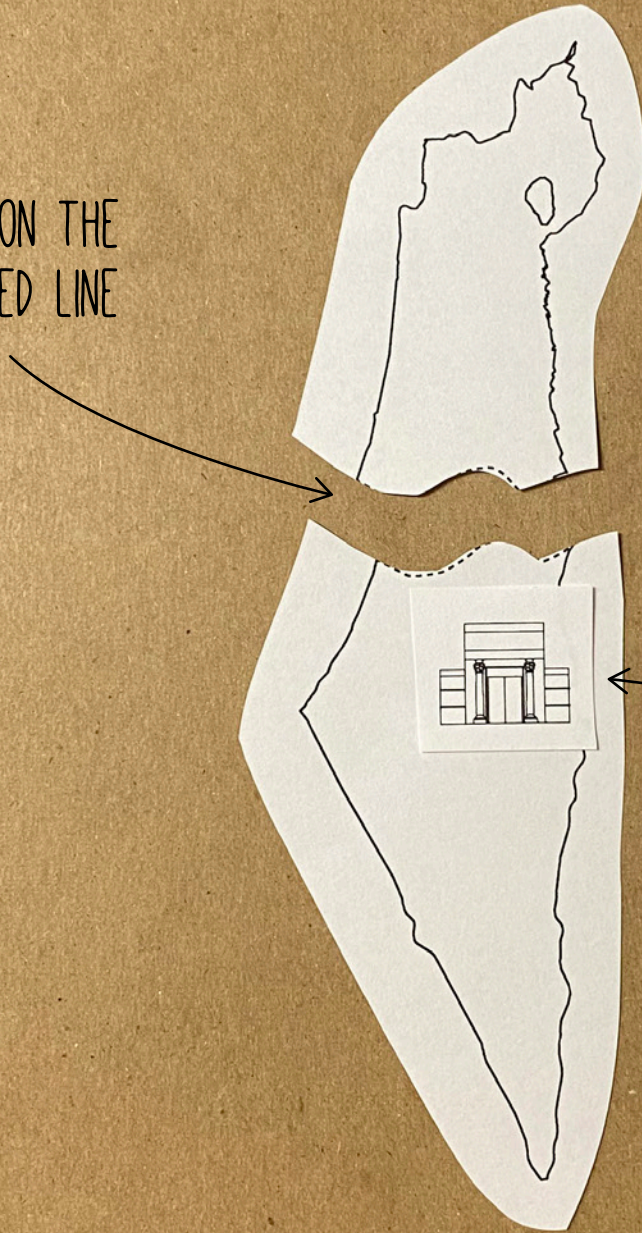
CUT OUT AROUND  
THE OUTLINE



CUT OUT

# MAP & COVER

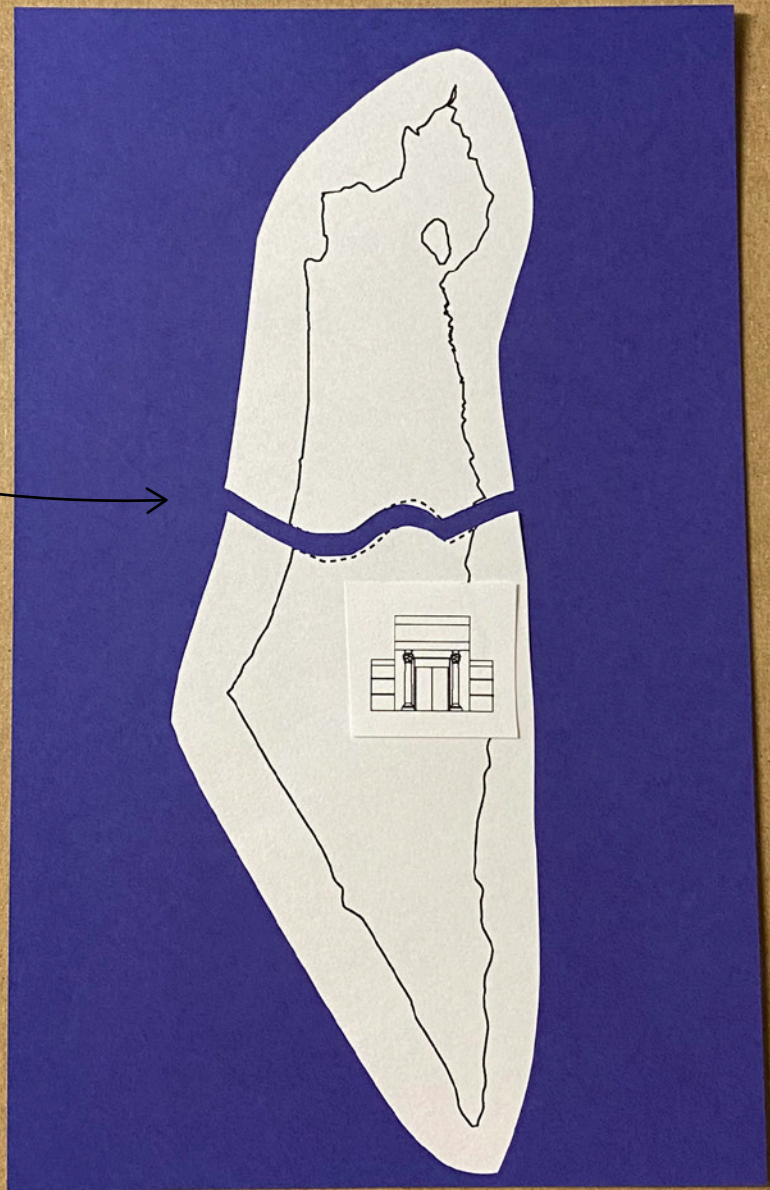

CUT ON THE  
DOTTED LINE

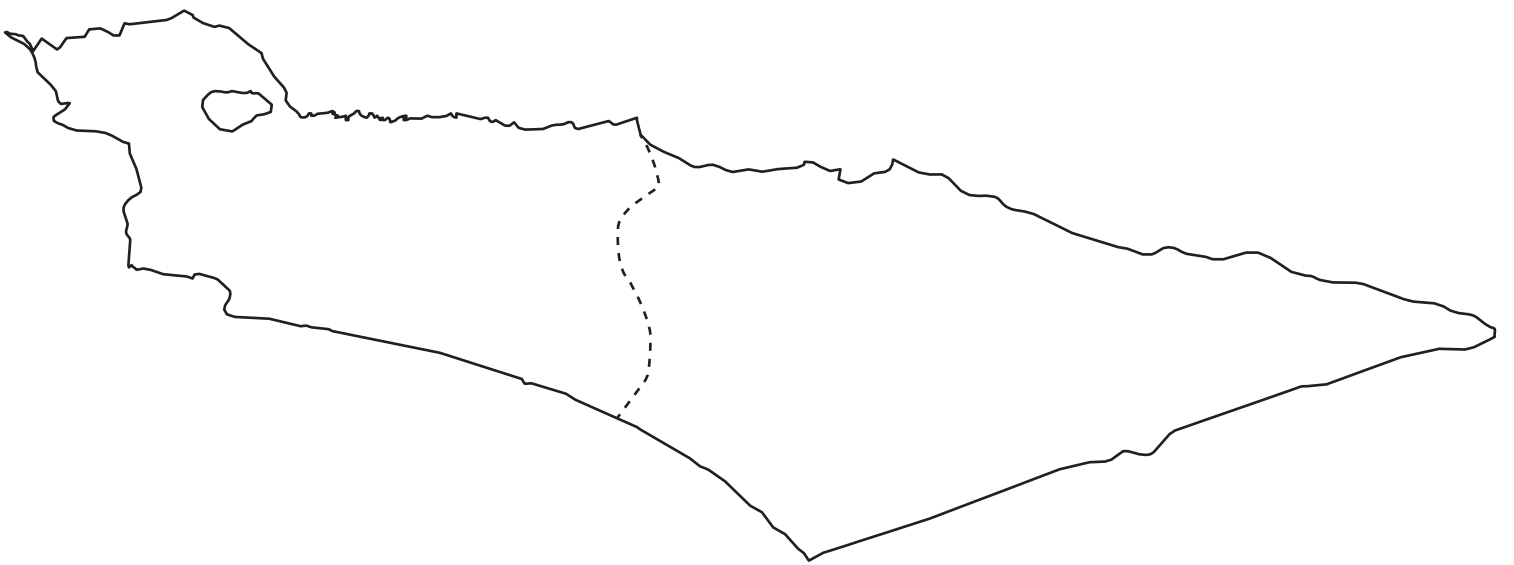
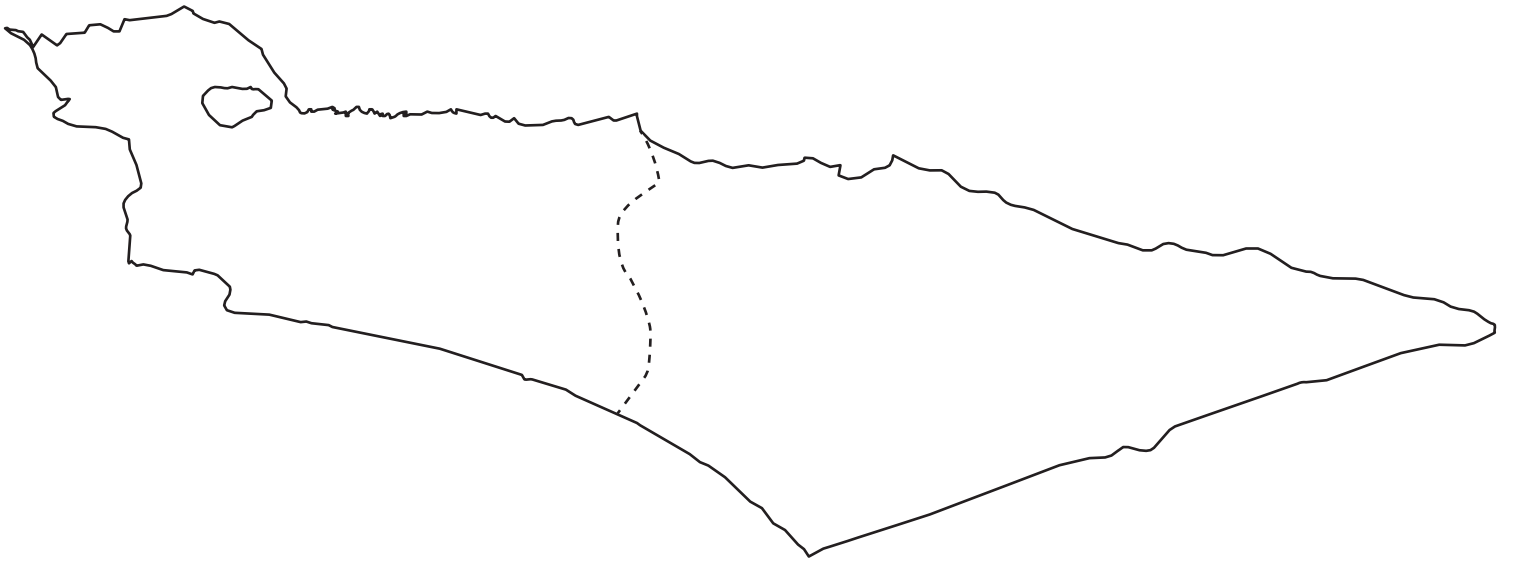


GLUE THE TEMPLE  
ON THE LOWER  
HALF OF THE MAP

# MAP & COVER

GLUE THE MAP  
ONTO THE COVER





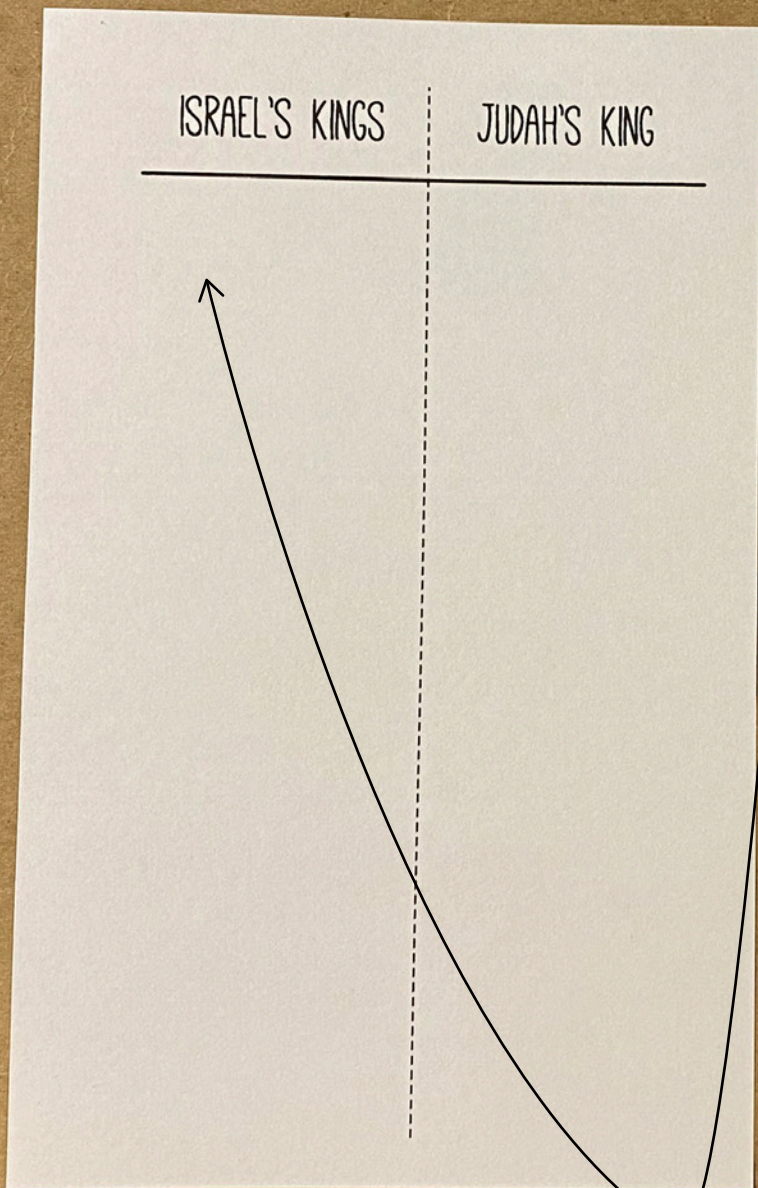




# KINGS

SHEET #1

PRINT & CUT OUT


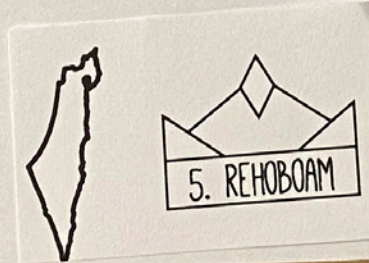

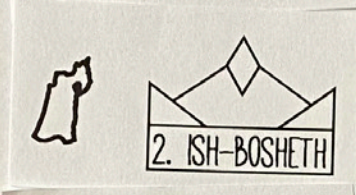



GLUE IN ORDER

# KINGS

## ISRAEL'S KINGS

## JUDAH'S KING




# KINGS

SHEET #2

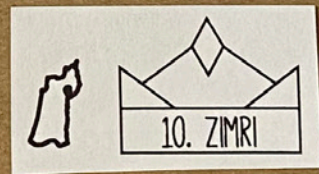

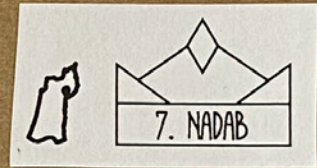



PRINT & CUT OUT



ISRAEL'S KINGS      JUDAH'S KING

---



GLUE IN ORDER

# KINGS

SHEET #2

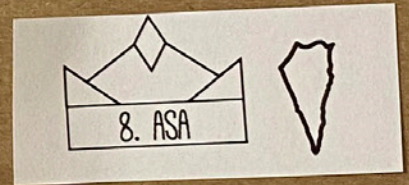

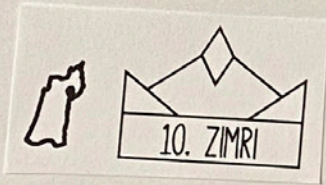

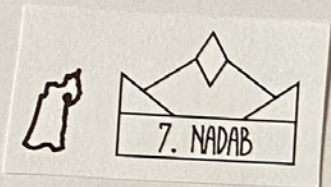



PRINT & CUT OUT



ISRAEL'S KINGS

JUDAH'S KING

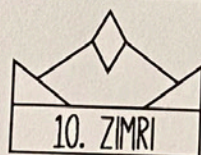
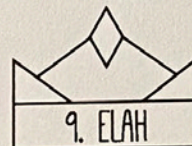
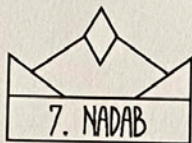
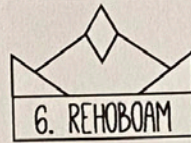
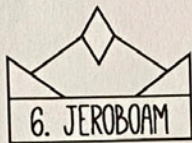


GLUE IN ORDER

# KINGS

## ISRAEL'S KINGS

## JUDAH'S KING






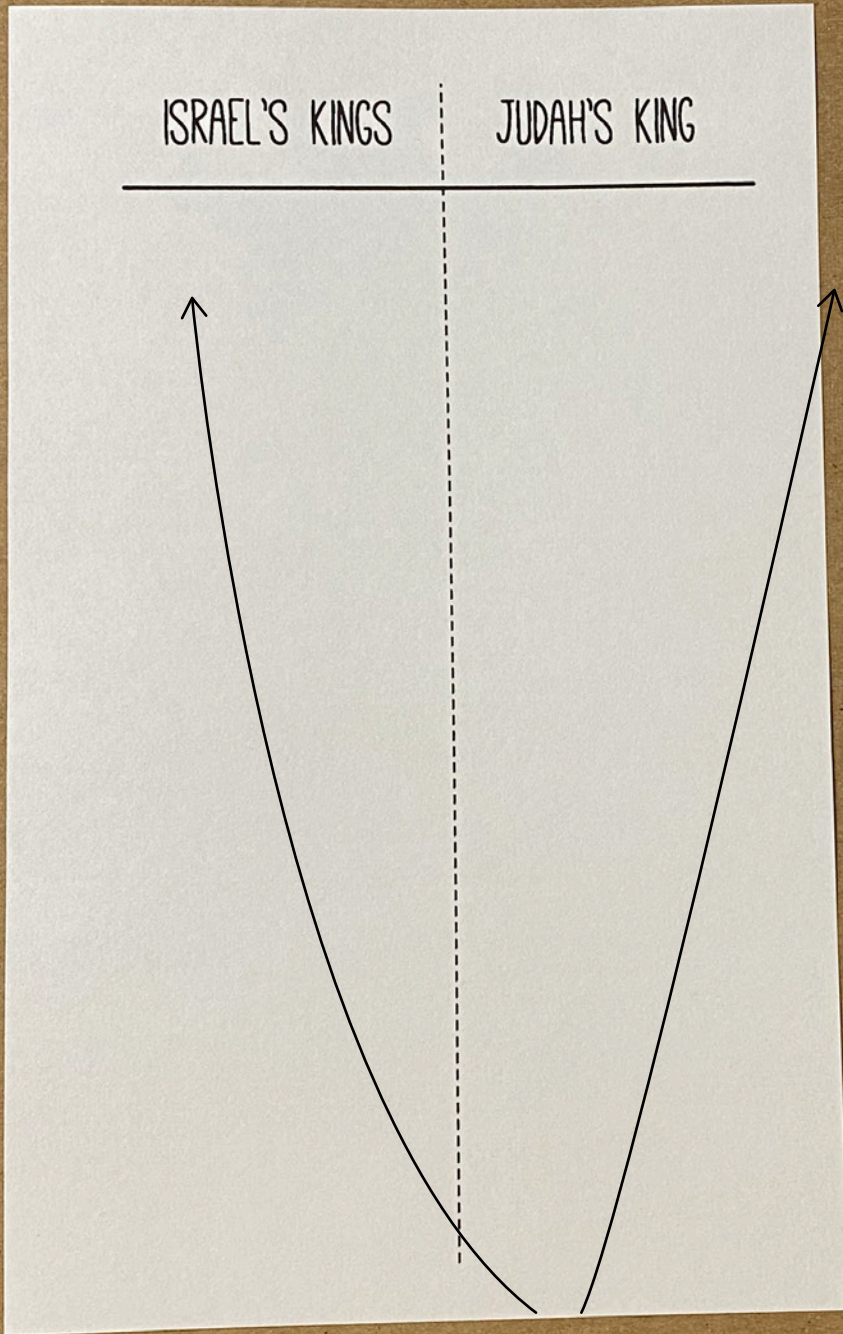



# KINGS

SHEET #3




PRINT & CUT OUT



GLUE IN ORDER

# KINGS

SHEET #3


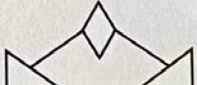

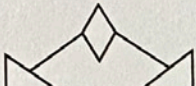

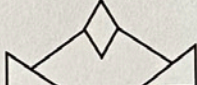

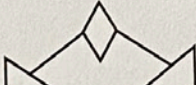




PRINT & CUT OUT




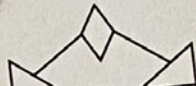

ISRAEL'S KINGS      JUDAH'S KING

---

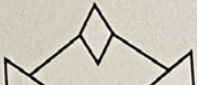

	 11. OMRI
	 12. AHAB
	 13. AHAZIAH
	 14. JORAM
	 15. JEHU



A vertical dashed line separates the 'ISRAEL'S KINGS' column from the 'JUDAH'S KING' column. Two curved arrows originate from the bottom of the sheet, one pointing to the 'ISRAEL'S KINGS' column and the other pointing to the 'JUDAH'S KING' column, indicating where to glue the pieces.

  
11. AHAZIAH      

  
12. JOASH      

  
13. AMAZIAH      


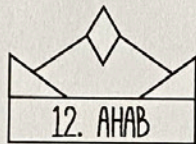
  
14. UZZIAH      

  
15. JOTHAM      




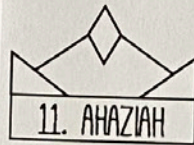
GLUE IN ORDER

# KINGS

## ISRAEL'S KINGS




## JUDAH'S KING





# KINGS

SHEET #4





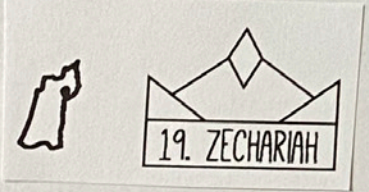





PRINT & CUT OUT



ISRAEL'S KINGS

JUDAH'S KING


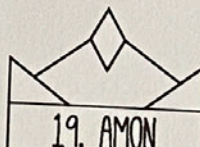




GLUE IN ORDER

# KINGS


## ISRAEL'S KINGS

## JUDAH'S KING



# KINGS


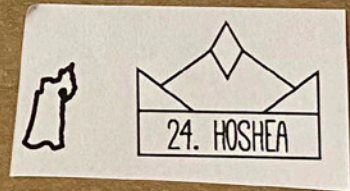

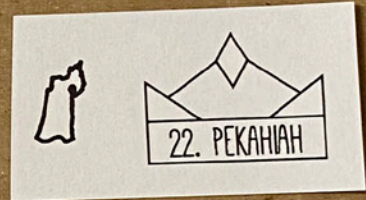
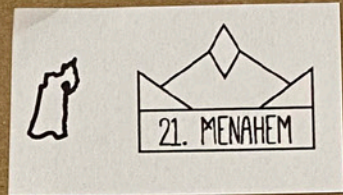
SHEET #5



ISRAEL'S KINGS      JUDAH'S KING

---

PRINT & CUT OUT



GLUE IN ORDER


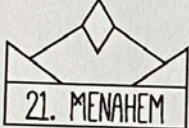



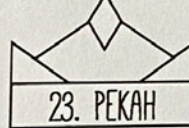

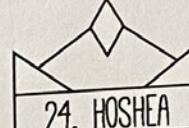

# KINGS

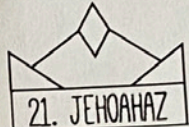






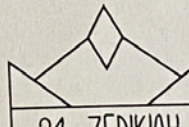

SHEET #5



PRINT & CUT OUT



ISRAEL'S KINGS	JUDAH'S KING
  21. MENAHEM	
  22. PEKAHIAH	
  23. PEKAH	
  24. HOSHEA	
	

 21. JEHOAHAZ	
 22. JEHOIAKIM	
 23. JEHOIACHIN	
	
 24. ZEDIKIAH	

GLUE IN ORDER


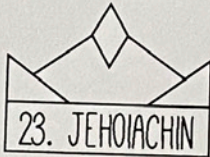


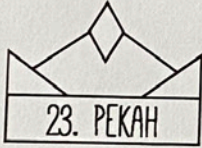
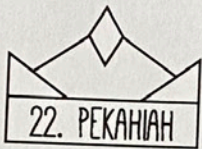
# KINGS

SHEET #5




ISRAEL'S KINGS


JUDAH'S KING



PRINT & CUT OUT







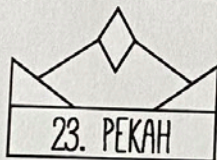

GLUE IN ORDER



# KINGS

## ISRAEL'S KINGS

## JUDAH'S KING


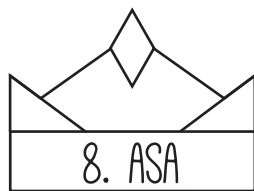

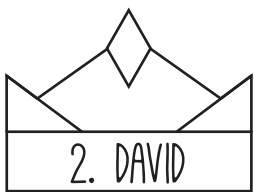

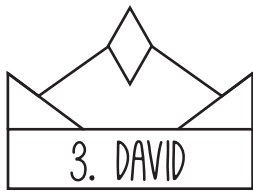

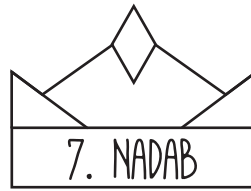







ISRAEL'S KINGS


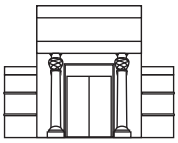
JUDAH'S KING

ISRAEL'S KINGS

JUDAH'S KING








# NAME TAG

24" YARN



PRINT & CUT OUT

# NAME TAG



STRING YARN  
THROUGH THE  
HOLES & TIE

ASSYRIAN

ASSYRIAN

ASSYRIAN

# SWORD



BLACK ELECTRICAL TAPE



5 GALLON PAINT STICK



\*YOU WILL ALSO NEED WHITE & GRAY PAINT & A GLUE GUN

SPRAY PAINT OR CRAFT PAINT



JUMBO POPSICLE STICKS

## DIRECTIONS

1. LIGHTLY SAND PAINT STICK WITH 120 SAND PAPER SO EDGES ARE SMOOTH AND ROUNDED



2. PRIME PAINT STICK WITH 2 COATS OF WHITE PAINT

(SAND WITH 220 SAND PAPER BETWEEN COATS)



3. PAINT STICK WITH 2 COATS OF GRAY PAINT

(SAND WITH 220 SAND PAPER BETWEEN COATS & WHEN FINISHED USE 400 SAND PAPER TO SMOOTH)



\*OPTIONAL: ADD THIRD PAINT COAT WITH SILVER PAINT

4. GLUE POPSICLE STICKS 5" FROM THE EDGE OF THE SWORD THEN WRAP WITH TAPE

1 STICK ON BOTTOM




1 STICK ON TOP

WRAP HERE FIRST TO COVER EDGE (BOTH SIDES)



THEN WRAP THE SIDES AND HILT IN A SPIRAL TO COVER ALL WOOD AND BIND THE STICKS TOGETHER




THEN HERE TO COVER EDGE AND MIDDLE (BOTH SIDES)





# CHAINS

CUT OUT 7-11 1" STRIPS OF BLACK CONSTRUCTION PAPER



# CHAINS

WRAP THE STRIPS THROUGH EACH OTHER &  
STAPLE TOGETHER TO FORM A CHAIN



# CHAINS



# GOVERNOR KEY

COLOR-THE KEY RED &  
PLACE THE HOOK ON THE  
KEY THEN PLACE THE HOOK  
ON THE KEYCHAIN


KEY



HOOK



KEYCHAIN



“NOW APPOINT A KING TO  
LEAD US, SUCH AS ALL  
THE OTHER NATIONS HAVE.”

1 SAMUEL 8:5

“NOW APPOINT A KING TO  
LEAD US, SUCH AS ALL  
THE OTHER NATIONS HAVE.”

1 SAMUEL 8:5

“NOW APPOINT A KING TO  
LEAD US, SUCH AS ALL  
THE OTHER NATIONS HAVE.”

1 SAMUEL 8:5

“NOW APPOINT A KING TO  
LEAD US, SUCH AS ALL  
THE OTHER NATIONS HAVE.”

1 SAMUEL 8:5