



WEAPONS OF WAR WEEK 1



WEAPONS OF WAR

WEAPONS OF WAR

PRAISE

FOCUS

2 CHRONICLES 20:2-3, 5, 9, 12, 17-18, 20-22, 24-26 & 29

The enemy was coming against Judah and King Jehoshaphat battled with prayer, fasting and praise! The Lord fought for Israel, they only had to go and stand firm!

MATERIALS

Praise picture
Messenger, King, Levite and enemy actor with name tags
What should Jehoshaphat do? coloring page & answer (1 per child)
Prayer chain (1 set per child)
Megaphone
Temple
Dove puppet
Have Faith necklace (1 per child)
Swords (enough for half the children participating & 1 for each enemy actor)
Instruments (enough for half the children participating)
Plunder: snack (3 per child)
Crayons and glue

ACTIVITIES

1. INTRODUCTION

TALK: Ask the children if they know about the battle with King Jehoshaphat!

ACTIVITY: Show children the Praise picture and hang nearby for them to see.

2. BATTLE COMING!

TALK: A messenger came and told king Jehoshaphat that a big army was coming against Judah!

ACTIVITY: Have the messenger actor come and tell the king actor "A big army is coming against Judah!"

CORRESPONDING VERSE



SOME PEOPLE CAME AND TOLD JEHOSEPHAT, "A VAST ARMY IS COMING AGAINST YOU."

2 CHRONICLES 20:2

ACTIVITIES

3. PRAY & FAST

TALK: The first thing Jehoshaphat did was seek the Lord through prayer and fasting. He even told all of Judah to do it too!

ACTIVITY: Give each child a What should Jehoshaphat do? coloring page to color, and have them glue what he should do next to him; Seek the Lord. Next give the children a **prayer chain** and fill out the names of the people they would ask to pray with them! Then have the king actor ask the children to pray and fast with him.



CORRESPONDING VERSE

ALARMED, JEHOSSHAPHAT RESOLVED TO INQUIRE OF THE LORD, AND HE PROCLAIMED A FAST FOR ALL OF JUDAH."

2 CHRONICLES 20:3

4. THE KING PRAYS

TALK: The King got up in front of everyone and stood before the temple. Then he prayed to the Lord loudly so everyone could hear him!

ACTIVITY: Give each child a chance to stand in front of everyone, with the temple behind them, and say a prayer using a megaphone.

THEN JEHOSSHAPHAT STOOD UP IN THE ASSEMBLY OF JUDAH AND JERUSALEM AT THE TEMPLE OF THE LORD

2 CHRONICLES 20:5

5. PAST PRAYERS

TALK: The king reminded God of what King Solomon had prayed at the temple and then he asked God what they should do.

ACTIVITY: Have the king actor stand up in front of the temple and pray "Hear us and save us. We do not know what to do, but our eyes are on you."

"WE WILL STAND IN YOUR PRESENCE BEFORE THIS TEMPLE THAT BEARS YOUR NAME AND WILL CRY OUT TO YOU IN OUR DISTRESS, AND YOU WILL HEAR US AND SAVE US."

2 CHRONICLES 20:9

"WE DO NOT KNOW WHAT TO DO, BUT OUR EYES ARE ON YOU."

2 CHRONICLES 20:12

6. GOD ANSWERS

TALK: The Spirit of the Lord came upon one of the Levites and he told them God's battle plan! They would not have to fight, but they would have to go to the battle, take up their positions and stand firm!

ACTIVITY: Have the dove puppet touch the Levite actor, then have him say, "You will not have to fight this battle. Take up your positions; stand firm and see the deliverance the Lord will give you."



"YOU WILL NOT HAVE TO FIGHT THIS BATTLE. TAKE UP YOUR POSITIONS; STAND FIRM AND SEE THE DELIVERANCE THE LORD WILL GIVE YOU"

2 CHRONICLES 20:17

ACTIVITIES

7. WORSHIP & PRAISE

TALK: The people were so thankful that God answered that they bowed down, worshiped and praised him!

ACTIVITY: Have children bow down and say “Thank you God!”

8. HAVE FAITH

TALK: Now that they knew what they had to do, the King reminded people to have faith.

ACTIVITY: Have the king give each child a Have Faith necklace to color.



CORRESPONDING VERSE

JEHOSHAPHAT BOWED DOWN WITH HIS FACE TO THE GROUND, AND ALL THE PEOPLE OF JUDAH AND JERUSALEM FELL DOWN IN WORSHIP BEFORE THE LORD.

2 CHRONICLES 20:18

“HAVE FAITH IN THE LORD YOUR GOD AND YOU WILL BE UPHELD”

2 CHRONICLES 20:20

9. LEAD WITH PRAISE

TALK: Jehoshaphat told the worshipers to stand in front of the army and praise God. They went into the battle praising God!

ACTIVITY: Have the children line up into two groups. Half the children with swords acting as the army in the back group and the other half as worshipers with instruments in the front group. Have them walk towards the enemy army (about 20-30 feet away) with the worshipers singing “Give thanks to the Lord, for his love endures forever.”



JEHOSHAPHAT APPOINTED MEN TO SING TO THE LORD AND TO PRAISE HIM FOR THE SPLENDOR OF HIS HOLINESS AS THEY WENT OUT AT THE HEAD OF THE ARMY, SAYING: “GIVE THANKS TO THE LORD, FOR HIS LOVE ENDURES FOREVER.”

2 CHRONICLES 20:21

10. DESTROYED

TALK: As they began to sing the enemy attacked each other until they were all destroyed!

ACTIVITY: While the worshipers are singing, have the enemy actors begin to fight each other until they are all laying on the ground.

AS THEY BEGAN TO SING AND PRAISE, THE LORD SET AMBUSHES AGAINST THE MEN... AND THEY WERE DEFEATED.

2 CHRONICLES 20:22

ACTIVITIES

11. BATTLE ALREADY WON

TALK: When the king and his army went to see where the enemy army was, they were all defeated!

ACTIVITY: Have children reach the battle site and see the enemy defeated.

12. 3 DAYS OF PLUNDER

TALK: Since the enemy was defeated, Jehoshaphat and his people got to take their supplies! They carried off plunder for 3 days!

ACTIVITY: Have the children take some plunder (a snack) from the enemies camp, then bring it back to their seats. Repeat this activity 2 more times to represent the 3 days.

13. 4TH DAY PRAISE

TALK: Jehoshaphat and the people took plunder for 3 days and on the 4th day they praised the Lord!

ACTIVITY: Have the children go back to the enemies camp a fourth time and say "Hallelujah!"

14. FEAR OF GOD

TALK: All the nations around Judah were so scared by what happened, that they didn't want to try to fight them either! A Fear of the Lord came on them and Judah had peace!

ACTIVITY: Have the enemy actors come up to the children and tell them "Now we fear of the Lord!"

OPTIONAL: Hand out each child a bible verse to take home.

CORRESPONDING VERSE

WHEN THE MEN OF JUDAH CAME TO THE PLACE THAT OVERLOOKS THE DESERT AND LOOKED TOWARD THE VAST ARMY, THEY ONLY SAY DEAD BODIES

2 CHRONICLES 20:24

SO JEHOSEPHAT AND HIS MEN WENT TO CARRY OFF THEIR PLUNDER... THERE WAS SO MUCH PLUNDER THAT IT TOOK THREE DAYS TO COLLECT IT.

2 CHRONICLES 20:2

ON THE FOURTH DAY THEY ASSEMBLED IN THE VALLEY OF BERAKAH, WHERE THEY PRAISED THE LORD.

2 CHRONICLES 20:26

THE FEAR OF GOD CAME ON ALL THE SURROUNDING KINGDOMS WHEN THEY HEARD HOW THE LORD AND FOUGHT AGAINST THE ENEMIES OF ISRAEL.

2 CHRONICLES 20:29

AS THEY BEGAN TO SING AND PRAISE, THE LORD SET AMBUSHES AGAINST THE MEN... AND THEY WERE DEFEATED.

2 CHRONICLES 20:22

PRAISE



MESSENGER TO KING

ACTIVITY 2: A BIG ARMY IS COMING AGAINST JUDAH!

KING TO PEOPLE

ACTIVITY 5: HEAR US AND SAVE US. WE DO NOT KNOW WHAT TO DO, BUT OUR EYES ARE ON YOU.

LEVITE

ACTIVITY 6: YOU WILL NOT HAVE TO FIGHT THIS BATTLE. TAKE UP YOUR POSITIONS; STAND FIRM AND SEE THE DELIVERANCE THE LORD WILL GIVE YOU.

WORSHIPERS

ACTIVITY 9: GIVE THANKS TO THE LORD, FOR HIS LOVE ENDURES FOREVER.

ENEMY TO CHILDREN

ACTIVITY 14: NOW WE FEAR OF THE LORD!

NAME TAG


PRINT & CUT OUT

HOLE PUNCH

HOLE PUNCH



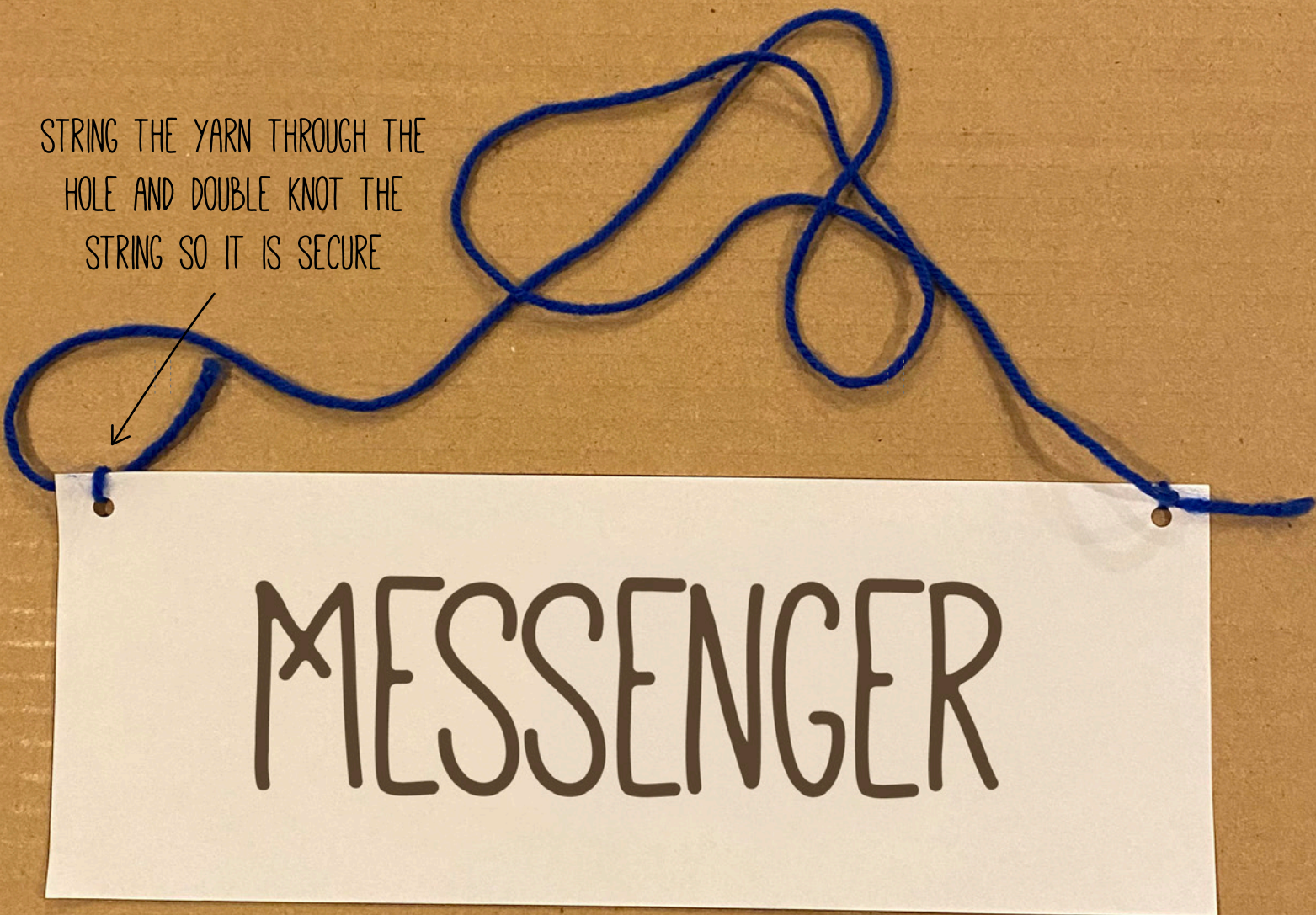
36" YARN



DO THE SAME STEPS TO THE OTHER TWO SIGNS

NAME TAG

STRING THE YARN THROUGH THE
HOLE AND DOUBLE KNOT THE
STRING SO IT IS SECURE



DO THE SAME STEPS TO THE OTHER TWO SIGNS

MESSENGER

KING

LEVIN

LEVIN

ENEMY

ENEMY

WHAT TO DO?

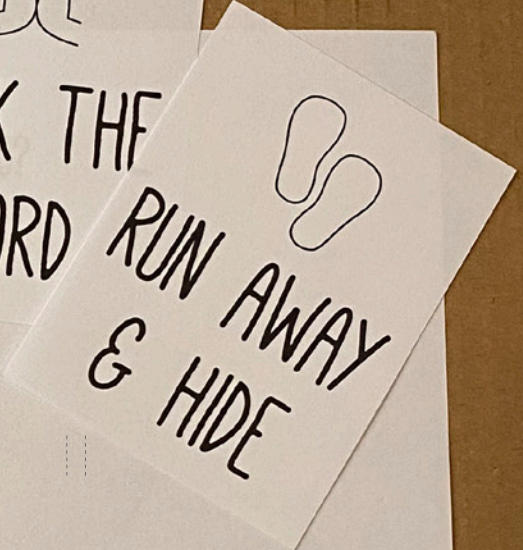
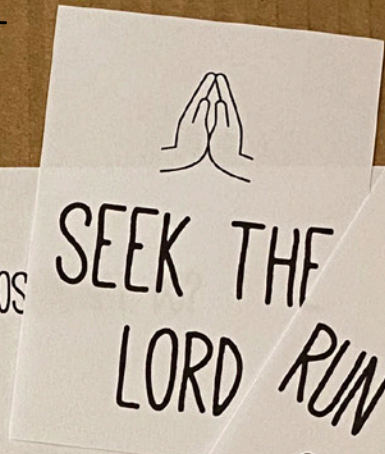

PRINT



PRINT & CUT OUT



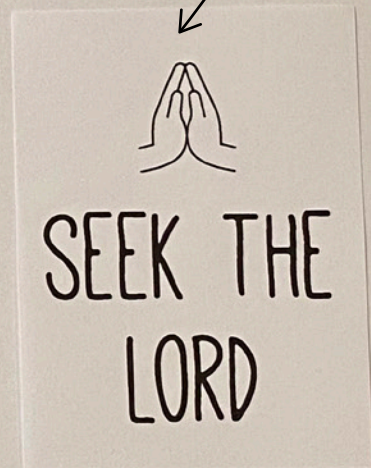

WHAT SHOULD JEHO




WHAT TO DO?

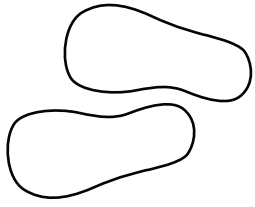
GLUE "SEEK THE LORD"
ON THE SIDE

WHAT SHOULD JEHOSHAPHAT DO?

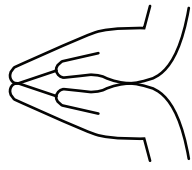


WHAT SHOULD JEHOASHAPHAT DO?

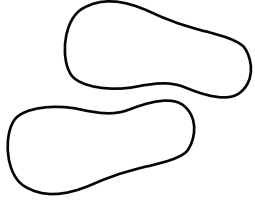




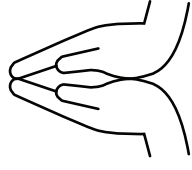
RUN AWAY
& HIDE



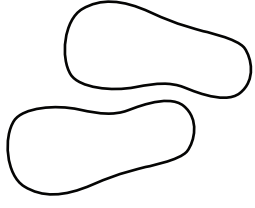
SEEK THE
LORD



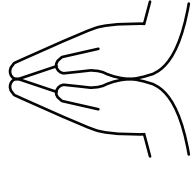
RUN AWAY
& HIDE



SEEK THE
LORD




RUN AWAY
& HIDE



SEEK THE
LORD

PRAYER CHAIN

PRINT & CUT OUT



Four vertical white strips representing prayer chain links. Each strip contains the text "I CAN ASK" on the left and "TO PRAY WITH ME" on the right, with a horizontal line between them. The strips are arranged in a row from left to right.

HAVE THE CHILDREN ADD NAMES TO EACH LINK



PRAYER CHAIN

WRAP THE STRIPS THROUGH EACH OTHER &
STAPLE TOGETHER TO FORM A CHAIN



I CAN ASK

TO PRAY WITH ME

I CAN ASK

TO PRAY WITH ME

I CAN ASK


TO PRAY WITH ME

I CAN ASK

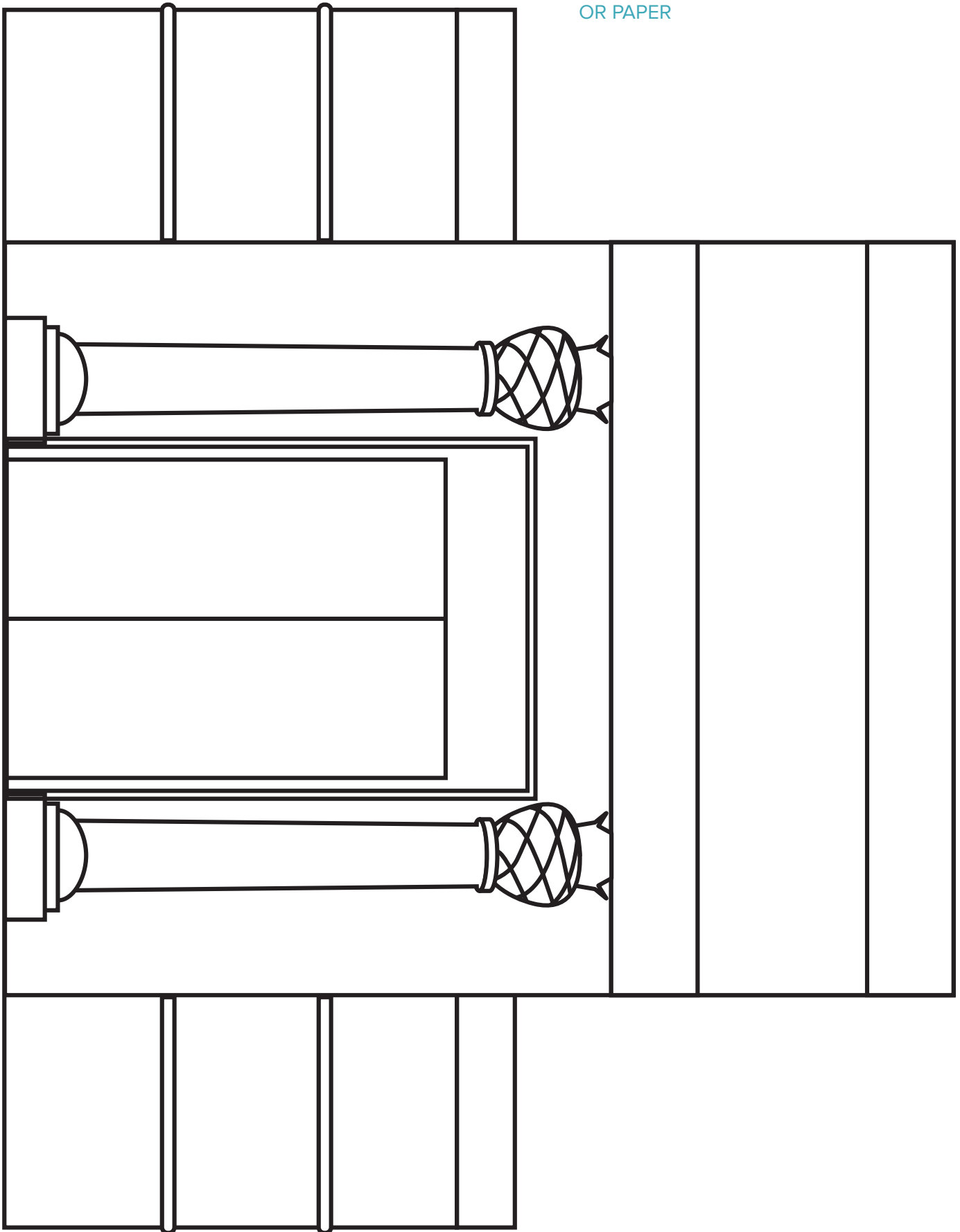
TO PRAY WITH ME

TEMPLE

I used a large flat piece of cardboard to cut and draw the temple on.




USE THIS AS AN EXAMPLE OF WHAT TO
DRAW ON A LARGE PIECE OF CARDBOARD
OR PAPER



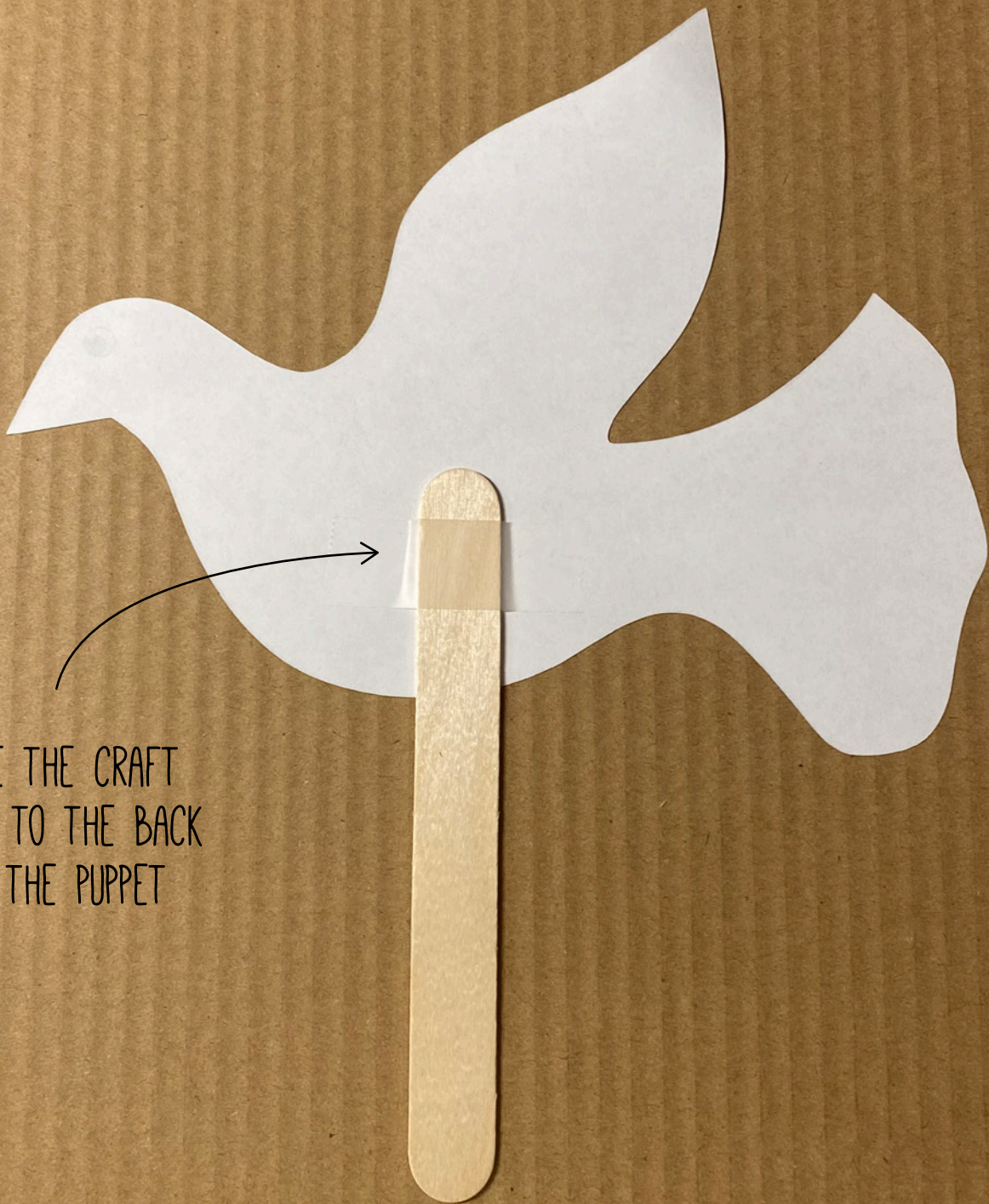
DOVE PUPPET

PRINT & CUT OUT


JUMBO CRAFT
STICK



DOVE PUPPET




TAPE THE CRAFT
STICK TO THE BACK
OF THE PUPPET



FAITH NECKLACE

24" YARN



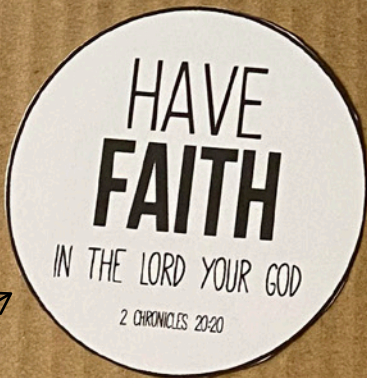
STRING THE YARN THROUGH THE HOLE AND TIE AT THE END

HOLE PUNCH



HAVE
FAITH
IN THE LORD YOUR GOD
2 CHRONICLES 20:20

PRINT & CUT OUT



**HAVE
FAITH**

IN THE LORD YOUR GOD

2 CHRONICLES 20:20

**HAVE
FAITH**

IN THE LORD YOUR GOD

2 CHRONICLES 20:20

**HAVE
FAITH**

IN THE LORD YOUR GOD

2 CHRONICLES 20:20

**HAVE
FAITH**

IN THE LORD YOUR GOD

2 CHRONICLES 20:20

**HAVE
FAITH**

IN THE LORD YOUR GOD

2 CHRONICLES 20:20

**HAVE
FAITH**

IN THE LORD YOUR GOD

2 CHRONICLES 20:20

**HAVE
FAITH**

IN THE LORD YOUR GOD

2 CHRONICLES 20:20

**HAVE
FAITH**

IN THE LORD YOUR GOD

2 CHRONICLES 20:20

SWORD



BLACK ELECTRICAL TAPE



5 GALLON PAINT STICK



*YOU WILL ALSO NEED WHITE & GRAY PAINT & A GLUE GUN

SPRAY PAINT OR CRAFT PAINT



JUMBO POPSICLE STICKS

DIRECTIONS

1. LIGHTLY SAND PAINT STICK WITH 120 SAND PAPER SO EDGES ARE SMOOTH AND ROUNDED



2. PRIME PAINT STICK WITH 2 COATS OF WHITE PAINT

(SAND WITH 220 SAND PAPER BETWEEN COATS)



3. PAINT STICK WITH 2 COATS OF GRAY PAINT

(SAND WITH 220 SAND PAPER BETWEEN COATS & WHEN FINISHED USE 400 SAND PAPER TO SMOOTH)



*OPTIONAL: ADD THIRD PAINT COAT WITH SILVER PAINT

4. GLUE POPSICLE STICKS 5" FROM THE EDGE OF THE SWORD THEN WRAP WITH TAPE


1 STICK ON BOTTOM

1 STICK ON TOP

WRAP HERE FIRST TO COVER EDGE (BOTH SIDES)

THEN WRAP THE SIDES AND HILT IN A SPIRAL TO COVER ALL WOOD AND BIND THE STICKS TOGETHER

THEN HERE TO COVER EDGE AND MIDDLE (BOTH SIDES)



AS THEY BEGAN TO SING
AND PRAISE, THE LORD SET
AMBUSHES AGAINST THE MEN...
AND THEY WERE DEFEATED.

2 CHRONICLES 20:22

AS THEY BEGAN TO SING
AND PRAISE, THE LORD SET
AMBUSHES AGAINST THE MEN...
AND THEY WERE DEFEATED.

2 CHRONICLES 20:22

AS THEY BEGAN TO SING
AND PRAISE, THE LORD SET
AMBUSHES AGAINST THE MEN...
AND THEY WERE DEFEATED.

2 CHRONICLES 20:22

AS THEY BEGAN TO SING
AND PRAISE, THE LORD SET
AMBUSHES AGAINST THE MEN...
AND THEY WERE DEFEATED.

2 CHRONICLES 20:22