



WEAPONS OF WAR WEEK 2



WEAPONS OF WAR

WEAPONS OF WAR

BATTLE READY

FOCUS

JUDGES 3:21 & 31, 4:21, 7:20, 9:52-53, 15:15,
1 SAMUEL 17:50, EZEKIEL 39:10 & JOEL 3:10

Different people defeated the enemies
of Israel using different weapons!

MATERIALS

Battle Ready picture
Pruning hook (1 per child)
Warriors coloring page and weapons (1 set per child)
Sword (1 per child)
Shamgar coloring page (1 per child)
Golf tee, hammer and jar of play-doh
Shofar, jar and torch
Ladder and rock (or something similar)
Rocks and sticks (or something similar)
Sling and stone (or something similar) (1 set per child)
9' tall Goliath picture
Crayons, glue, scissors, stapler & tape

ACTIVITIES

1. INTRODUCTION

TALK: Ask the children if they know Ehud, Shamgar, Jael, Gideon, Samson and David!

ACTIVITY: Show children the Battle Ready picture and hang nearby for them to see.

2. GET WEAPONS

TALK: The Lord told the people to prepare for war and to make weapons from their farm tools!

ACTIVITY: Have the children bend a pruning hook into a spear.

CORRESPONDING VERSE



BEAT YOUR PLOWSHARES INTO
SWORDS AND YOUR PRUNING
HOOKS INTO SPEARS.


JOEL 3:10

ACTIVITIES

3. WARRIORS

TALK: During the time of the judges, some of the people had weapons, and some had to fight with what they had on hand. David even killed a giant without a sword!


ACTIVITY: Give each child the Warriors coloring page and have them add the weapons to each person during the next 7 lessons.



4. SWORD

TALK: In the time of the Judges, Ehud saved Israel by killing a Moab king! Using his left hand, he killed him with his sword!

ACTIVITY: Have the children practice using a sword with their left hand. Then have them glue the sword next to Ehud on the Warriors coloring page.




EHUD REACHED WITH HIS LEFT HAND, DREW THE SWORD FROM HIS RIGHT THIGH AND PLUNGED IT INTO THE KING'S BELLY.

JUDGES 3:21

5. OXGOAD

TALK: In the time of the Judges, Shamgar saved Israel by killing 600 Philistines with an oxgoad!

ACTIVITY: Have the children color the Shamgar coloring page. Then have them glue the oxgoad next to Shamgar on the Warriors coloring page.




AFTER EHUD CAME SHAMGAR SON OF ANATH, WHO STRUCK DOWN SIX HUNDRED PHILISTINES WITH AN OXGOAD. HE TOO SAVED ISRAEL.

JUDGES 3:31

6. TENT PEG

TALK: In the time of the Judges, Jael saved Israel by killing a foreign commander with a tent peg!

ACTIVITY: Have the children take turns using a hammer to drive a tent peg (golf tee) into a jar of play-doh. Then have them glue the tent peg next to Jael on the Warriors coloring page.



BUT Jael, HEBER'S WIFE, PICKED UP THE TENT PEG AND A HAMMER AND WENT QUIETLY TO HIM WHILE HE LAY FAST ASLEEP, EXHAUSTED. SHE DROVE THE PEG THROUGH HIS TEMPLE INTO THE GROUND, AND HE DIED.


JUDGES 4:21

ACTIVITIES

7. HORN & JAR

TALK: In the time of the Judges, Gideon and his 300 went to war to save Israel. They surrounded the enemies camp, then blew their shofars and smashed their jars with their torches inside!

ACTIVITY: Give each child a craft stick and have them put red play-doh on the top of it to look like fire. Then have them place their clay pot on top of the torch. Give them a **shofar** to blow and tell them to drop their jar to smash it. Then have them glue the shofar and jar next to Gideon on the Warriors coloring page.



CORRESPONDING VERSE


THE THREE COMPANIES BLEW THE TRUMPETS AND SMASHED THE JARS. GRASPING THE TORCHES IN THEIR LEFT HANDS AND HOLDING IN THEIR RIGHT HANDS THE TRUMPETS THEY WERE TO BLOW, THEY SHOUTED, "A SWORD FOR THE LORD AND FOR GIDEON."

JUDGES 7:20

8. MILLSTONE

TALK: In the time of the Judges, a group of people were hiding in a tower. As they were being attacked, a woman dropped a millstone from a window and killed the man who was leading them and they were saved!

ACTIVITY: Let each child take turns standing on a ladder and dropping a rock. Then have them glue the millstone next to the woman on the Warriors coloring page.




ABIMELEK WENT TO THE TOWER AND ATTACKED IT. BUT AS HE APPROACHED THE ENTRANCE TO THE TOWER TO SET IT ON FIRE, A WOMAN DROPPED AN UPPER MILLSTONE ON HIS HEAD AND CRACKED HIS SKULL.

JUDGES 9:52-53

9. DONKEY JAWBONE

TALK: In the time of the Judges, Samson killed a thousand Philistines with a donkey jawbone he found on the ground!

ACTIVITY: Have the children look around them and pick up something from the ground to use as a weapon (sticks, rocks, balls, etc.), then have them explain why they choose it. Next have them glue the donkey jawbone next to Samson on the Warriors coloring page.



FINDING A FRESH JAWBONE OF A DONKEY, HE GRABBED IT AND STRUCK DOWN A THOUSAND MEN.


JUDGES 15:15

ACTIVITIES

10. SLING AND STONE

TALK: When Saul was king of Israel, they were at war with the Philistines! Their champion Goliath had a sword, javelin and spear, but David defeated him with a stone and a sling!

ACTIVITY: Give each child a sling and a stone and have them aim it at **Goliath**. Then have them glue the sling and stone next to David on the Warriors coloring page.



CORRESPONDING VERSE

SO DAVID TRIUMPHED OVER THE PHILISTINE WITH A SLING AND A STONE; WITHOUT A SWORD IN HIS HAND HE STUCK DOWN THE PHILISTINE AND KILLED HIM

1 SAMUEL 17:50

11. NO MORE WEAPONS

TALK: God said that one day his people will not need weapons and they can use them for fuel for a fire!

ACTIVITY: Have the children place their weapons in a pile.

THEY WILL NOT NEED TO GATHER WOOD FROM THE FIELDS OR CUT IT FROM THE FORESTS, BECAUSE THEY WILL USE THE WEAPONS FOR FUEL.

EZEKIEL 39:10

OPTIONAL: Hand out each child a bible verse to take home.

FINDING A FRESH JAWBONE OF A DONKEY, HE GRABBED IT AND STRUCK DOWN A THOUSAND MEN.

JUDGES 15:15

BATTLE READY




PRUNING HOOK


12" DOWEL




12"x2"
ALUMINUM
FOIL



12" 20 GAUGE WIRE



RUBBER BAND

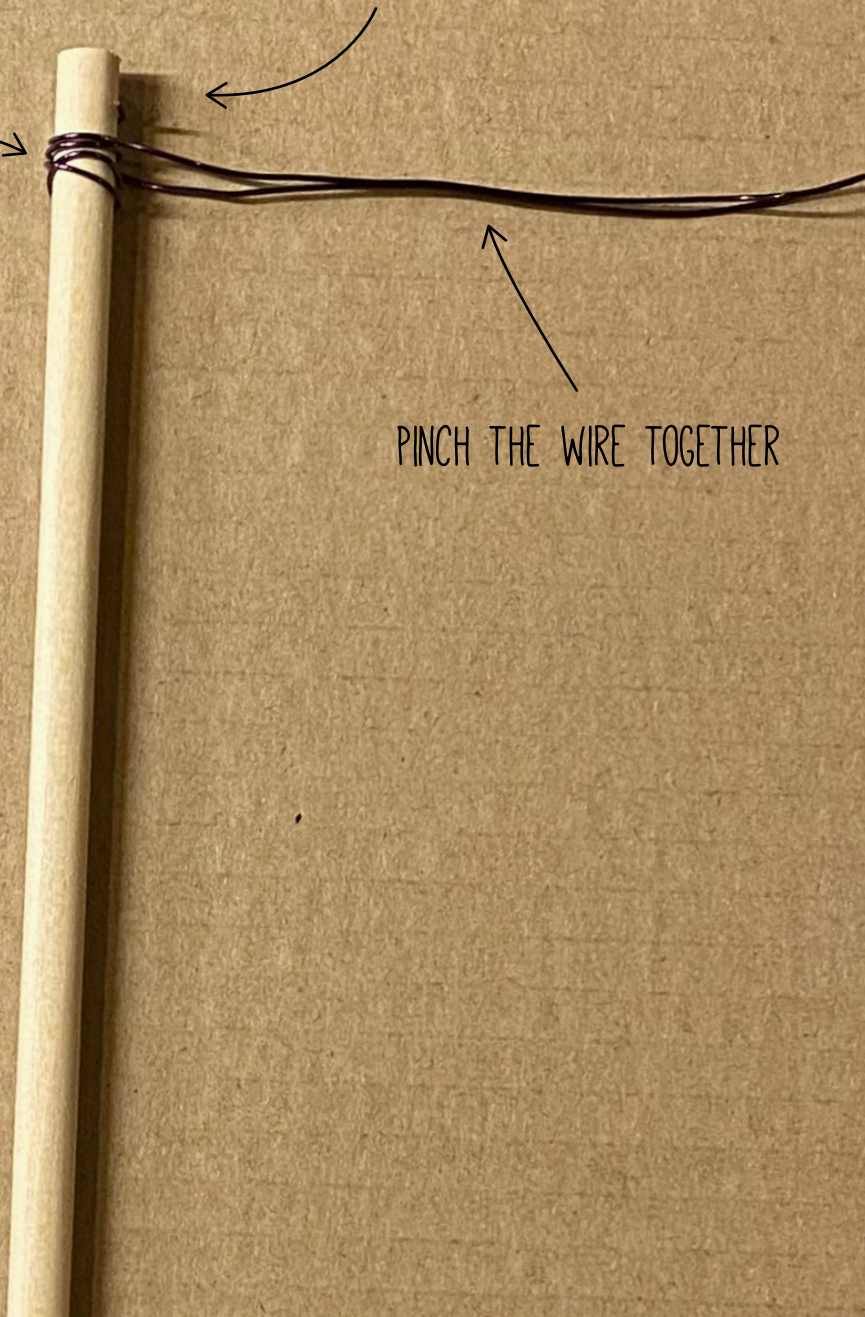


PRUNING HOOK

WRAP THE WIRE AROUND THE TOP OF THE DOWEL
3 TIMES, THEN EXTEND THE WIRE OUT A FEW
INCHES AND REWARP AROUND THE DOWEL

MAKE SURE THE
ENDS ARE TIGHT
AROUND THE DOWEL

PINCH THE WIRE TOGETHER



PRUNING HOOK




PLACE THE DOWEL IN THE CENTER
OF THE ALUMINUM FOIL

PRUNING HOOK



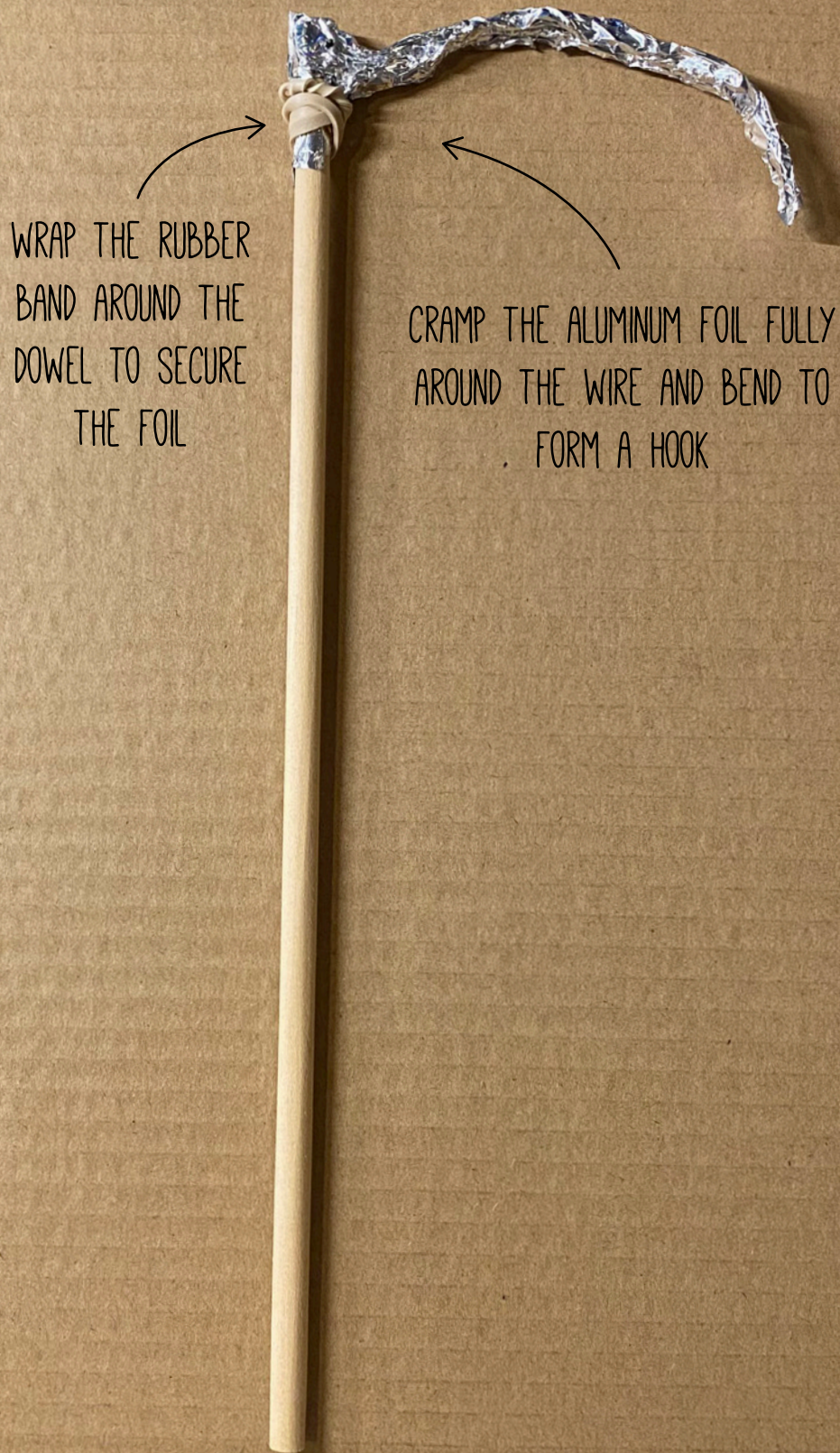
FOLD THE ALUMINUM FOIL

PRUNING HOOK



FOLD THE ALUMINUM FOIL ONTO
ITSELF AND AROUND THE DOWEL

PRUNING HOOK



WRAP THE RUBBER
BAND AROUND THE
DOWEL TO SECURE
THE FOIL


CRAMP THE ALUMINUM FOIL FULLY
AROUND THE WIRE AND BEND TO
FORM A HOOK

WARRIORS & WEAPONS


PRINT




PRINT & CUT OUT



EHUD



SHAMGAR




JAEL




GIDEON

GLUE THE CORRECT
WEAPON TO EACH PERSON!



WOMAN



SAMSON







DAVID









WARRIORS & WEAPONS


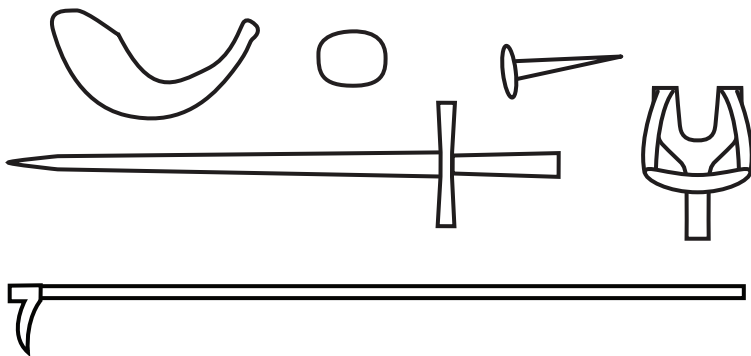
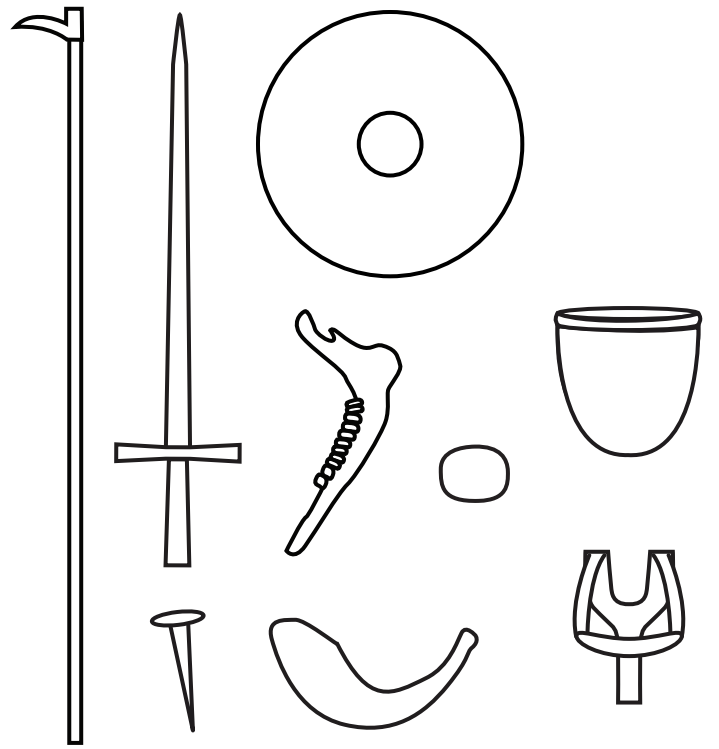
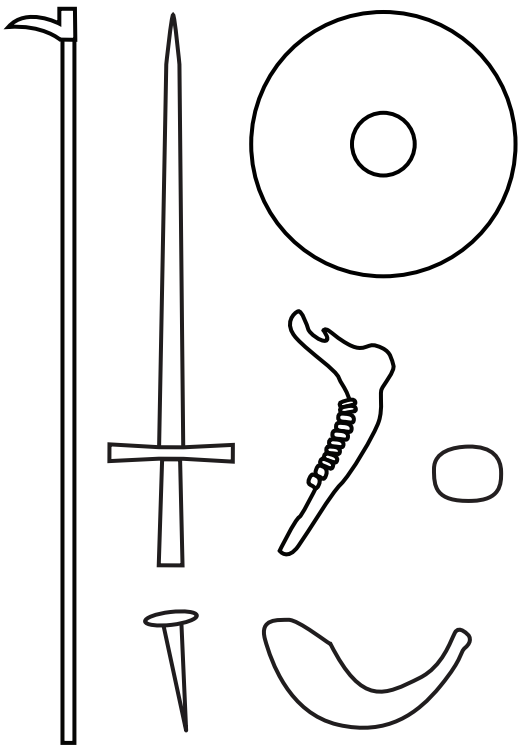
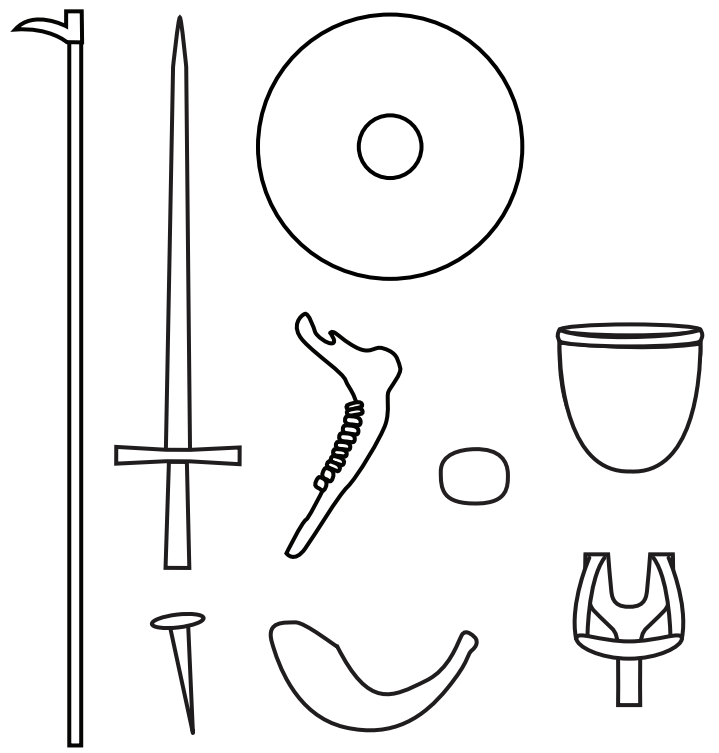
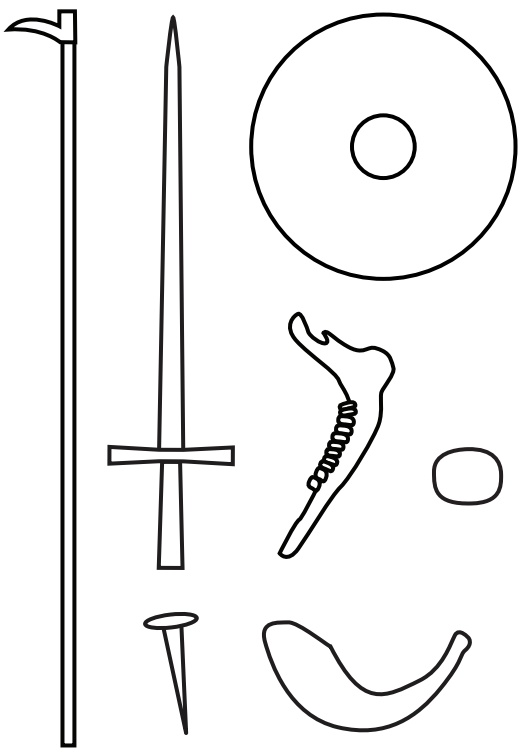
PLACE THE WEAPONS
BY THE WARRIOR



GLUE THE CORRECT
WEAPON TO EACH PERSON!

GLUE THE CORRECT
WEAPON TO EACH PERSON!





SWORD



BLACK ELECTRICAL TAPE



5 GALLON PAINT STICK



*YOU WILL ALSO NEED WHITE & GRAY PAINT & A GLUE GUN

SPRAY PAINT OR CRAFT PAINT



JUMBO POPSICLE STICKS

DIRECTIONS

1. LIGHTLY SAND PAINT STICK WITH 120 SAND PAPER SO EDGES ARE SMOOTH AND ROUNDED



2. PRIME PAINT STICK WITH 2 COATS OF WHITE PAINT

(SAND WITH 220 SAND PAPER BETWEEN COATS)



3. PAINT STICK WITH 2 COATS OF GRAY PAINT

(SAND WITH 220 SAND PAPER BETWEEN COATS & WHEN FINISHED USE 400 SAND PAPER TO SMOOTH)



*OPTIONAL: ADD THIRD PAINT COAT WITH SILVER PAINT

4. GLUE POPSICLE STICKS 5" FROM THE EDGE OF THE SWORD THEN WRAP WITH TAPE

1 STICK ON BOTTOM



1 STICK ON TOP




WRAP HERE FIRST TO COVER EDGE (BOTH SIDES)

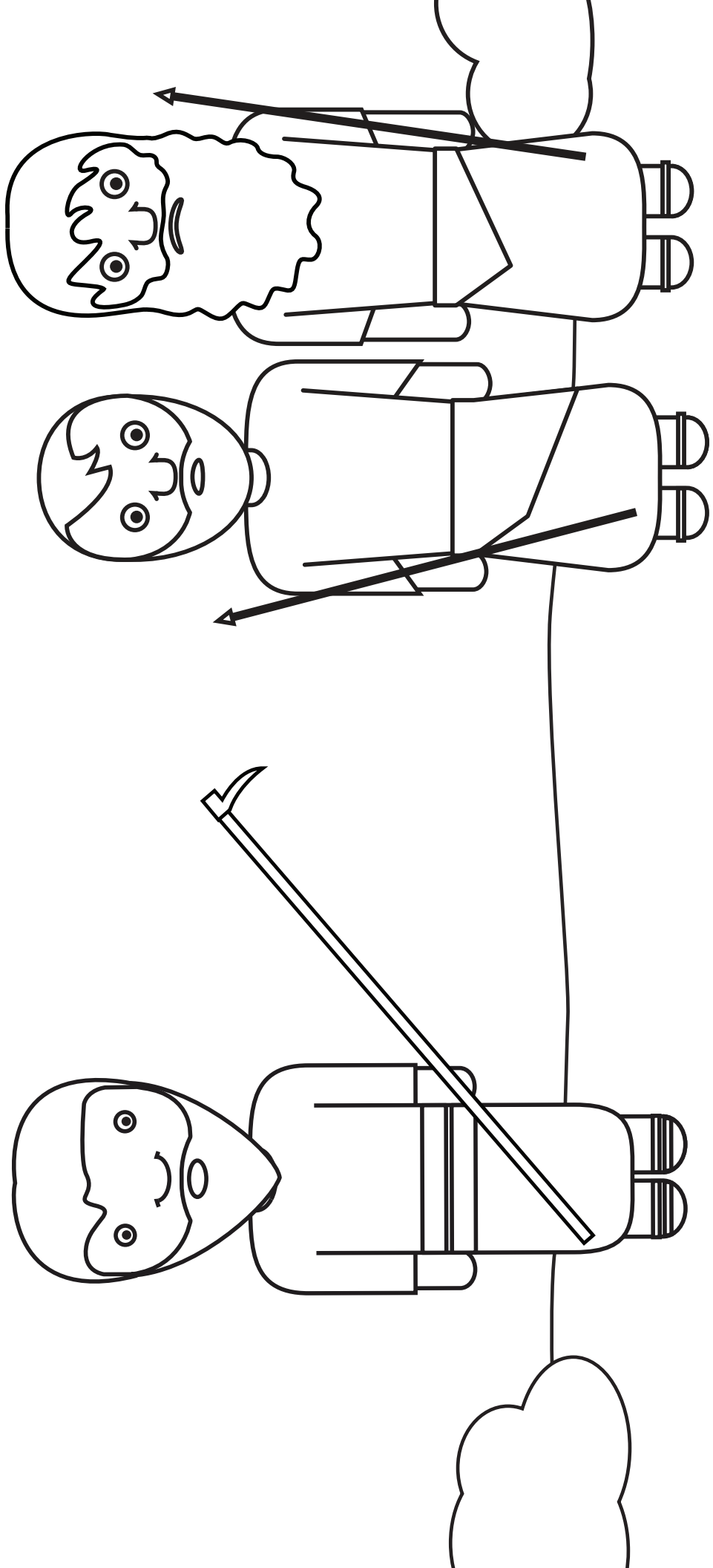


THEN WRAP THE SIDES AND HILT IN A SPIRAL TO COVER ALL WOOD AND BIND THE STICKS TOGETHER



THEN HERE TO COVER EDGE AND MIDDLE (BOTH SIDES)





AFTER EHUD CAME SHAMGAR SON OF ANATH, WHO STRUCK DOWN SIX HUNDRED PHILISTINES WITH AN OXGOAD. HE TOO SAVED ISRAEL.

JUDGES 3:31

TRUMPET


1 PARTY HORN



3 TOILET PAPER ROLLS

OR

1 PAPER TOWEL ROLLS CUT IN THIRDS




TRUMPET




TAKE OFF
STREAMERS
FROM HORN



ROLL #1
CUT IN HALF



ROLL #2
CUT IN HALF HALFWAY




TRUMPET

ROLL #1
ROLL IN A CONE
FORMATION AROUND
THE MOUTH PIECE




SECURE WITH
HOT GLUE

ROLL #2
TUCK THE FOLDED
PIECES IN



THIS WILL BE MANIPULATED TO
FIT IN THE CONE OF ROLL #1


ROLL #3
GENTLY SQUEEZE
THE BOTTOM END



THIS WILL BE MANIPULATED TO
FIT IN THE TOP OF ROLL #2

TRUMPET

TUCKED END GOES INTO
THE CONE SHAPE



IT CREATES A
NATURAL BEND


SQUEEZED END GOES IN



PRESS DOWN TUCKED END
FROM THE INSIDE OF THE
ROLL TO KEEP THE SHAPE

TRUMPET

WRAP TAPE AROUND ROLLS




I USED BROWN ELECTRICAL TAPE WHICH IS VERY FLEXIBLE. YOU CAN USE ELECTRICAL TAPE, MASKING TAPE, OR ALL PURPOSE TAPE.


YOU HAVE THE OPTION OF TAPING IT TOGETHER AND PAINTING IT TOO!

JAR & TORCH

RED PLAY-DOH



SMALL POT



JUMBO CRAFT STICK




JAR & TORCH

PUT THE RED PLAY-DOH ON THE
TOP OF THE CRAFT STICK AND
FORM TO LOOK LIKE FIRE



JAR & TORCH

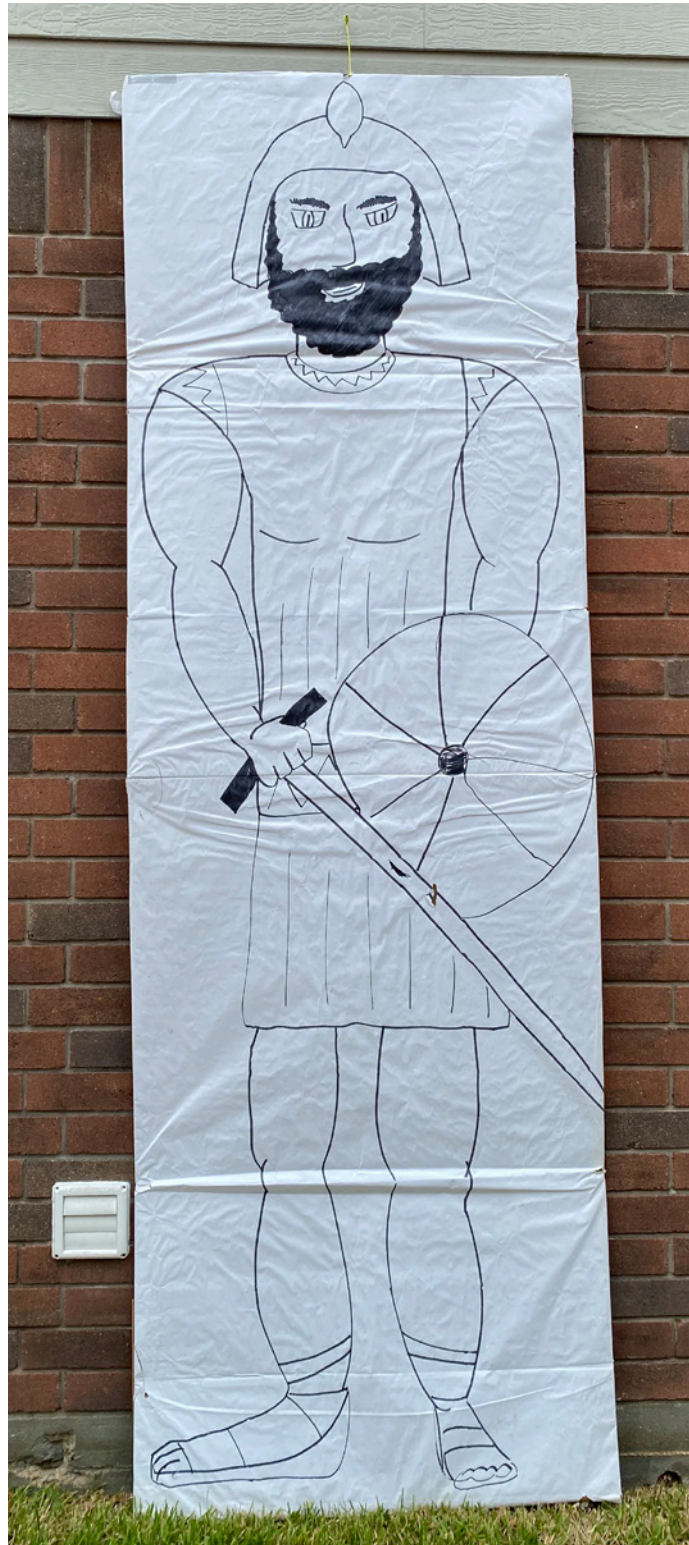
PUT THE JAR ON TOP
OF THE CRAFT STICK



HAVE THE CHILDREN HOLD THE
CRAFT STICK AND SAFELY
DROP THE JAR OFF IT ON TO
THE GROUND TO BREAK IT

GOLIATH

I used 9' worth of white paper backed by cardboard and drew Goliath onto the paper. Then I hung it up by a string onto the side of the house.



SLINGSHOT

OAK WOOD: 3/4 IN THICK &
3 1/2" X 6" TALL



USING TEMPLATE, TRACE THEN
CUT OUT WOOD WITH JIGSAW

LEATHER OR
FAUX LEATHER (VINYL)



CUT TO BE APPROX
2 3/4" X 1 1/4"

2 7" FILE FOLDER
RUBBER BANDS



NOT SANDED




SANDED




SAND EDGES USING 120 GRIT SAND PAPER

HOLE PUNCH MATERIAL APPROX 1/4"
FROM EDGE ON BOTH SIDES




INSERT RUBBER BAND
THROUGH HOLE

LOOP RUBBER BAND OVER
MATERIAL & BACK THROUGH
THE RUBBER BAND



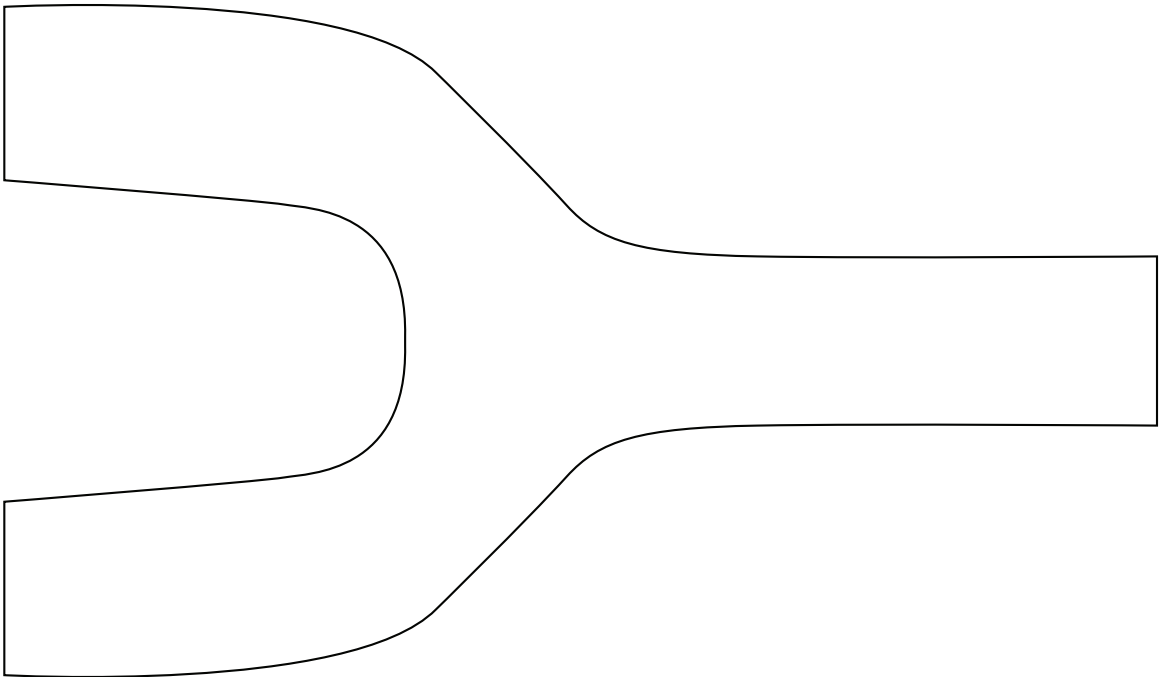
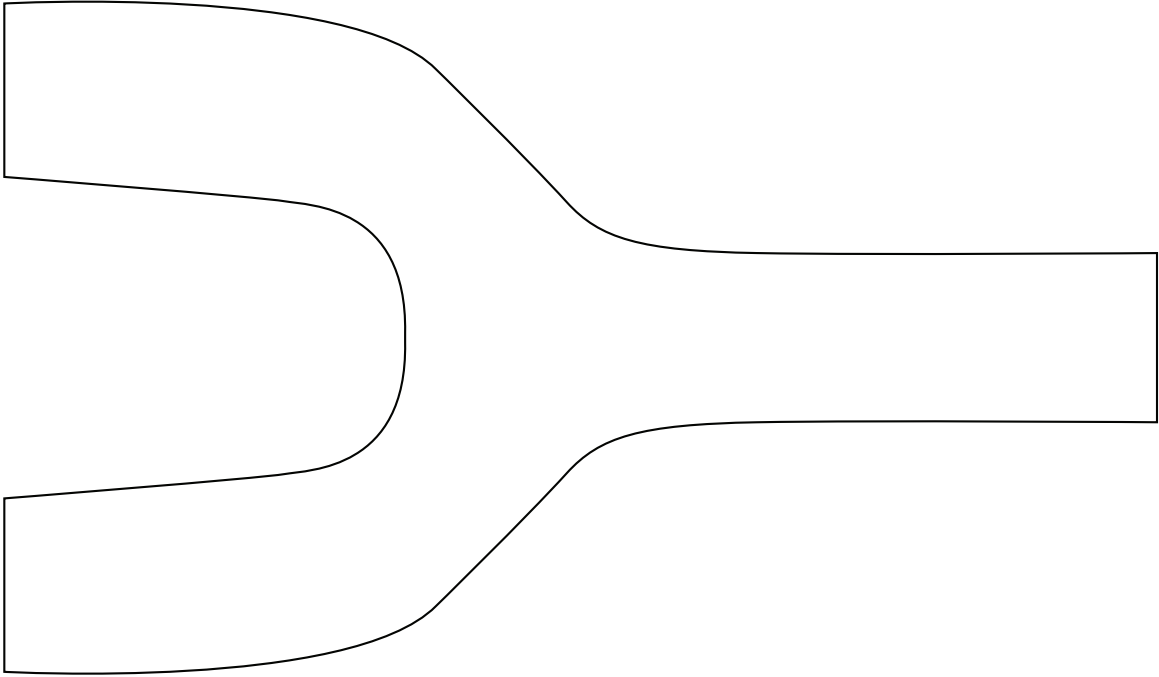
PULL UNTIL TIGHT

PULL RUBBER BAND THROUGH HOLES



TIE RUBBER BANDS WITH A KNOT





FINDING A FRESH JAWBONE OF
A DONKEY, HE GRABBED IT AND
STRUCK DOWN A THOUSAND MEN.

JUDGES 15:15

FINDING A FRESH JAWBONE OF
A DONKEY, HE GRABBED IT AND
STRUCK DOWN A THOUSAND MEN.

JUDGES 15:15

FINDING A FRESH JAWBONE OF
A DONKEY, HE GRABBED IT AND
STRUCK DOWN A THOUSAND MEN.

JUDGES 15:15

FINDING A FRESH JAWBONE OF
A DONKEY, HE GRABBED IT AND
STRUCK DOWN A THOUSAND MEN.

JUDGES 15:15