



# WEAPONS OF WAR WEEK 3



# WEAPONS OF WAR

## WEAPONS OF WAR

## OUR WEAPONS

### FOCUS

MATTHEW 10:42, 1 CORINTHIANS 12:7-11,  
2 CORINTHIANS 10:4 & EPHESIANS 6:11-12 & 14-17  
We have the armor of God to protect us!

### MATERIALS

Our Weapons picture  
Battle entrance, level signs & buttons  
Level 1: Sword, sticker (1 set per child), & 3 10' streamers (weak, afraid and alone)  
Level 2: Shield, sticker (1 set per child), & Fiery darts (nerf gun with bullets)  
Level 3: Helmet, sticker & water baptism necklace (1 set per child)  
Level 4: Belt, sticker (1 set per child), & jeopardy bible truths  
Level 5: Anklet, fold on sheet (1 set per child), & an obstacle course  
Level 6: Breastplate, sticker, Holy Spirit baptism necklace, (1 set per child) actor & cups of cold water (1 cup per child)  
Bonus: Gifts of the Spirit papers (1 set per child)  
Crayons, chalk, stapler & tape

### ACTIVITIES

#### 1. INTRODUCTION

**TALK:** Ask the children if they know about the full armor of God!

**ACTIVITY:** Show children the Our Weapons picture and hang nearby for them to see.

#### 2. ARMOR

**TALK:** Paul told us about spiritual armor we can wear to help us fight! A **sword, shield, helmet, belt, shoes** and **breastplate!**

**ACTIVITY:** Give each child a set of armor to color and put on.

### CORRESPONDING VERSE



PUT ON THE FULL ARMOR OF GOD, SO THAT YOU CAN TAKE YOUR STAND AGAINST THE DEVIL'S SCHEMES. FOR OUR STRUGGLE IS NOT AGAINST FLESH AND BLOOD, BUT AGAINST THE RULERS, AGAINST THE AUTHORITIES, AGAINST THE POWERS OF THIS DARK WORLD AND AGAINST THE SPIRITUAL FORCES OF EVIL IN THE HEAVENLY REALMS.

EPHESIANS 6:11-12

## ACTIVITIES

### 3. WEAPONS

**TALK:** We do not walk around with a sword or wear armor to fight with. The weapons we fight with are not weapons of this world, but we are given divine power to fight and win through Jesus! He gives us the armor of God!

**ACTIVITY:** Show the children the Battle entrance they will need to go through and explain the rules of the game.

At the beginning of level 1, the children will press the **start button** then go through the entrance and complete the “level” by doing an activity. Once they have completed it, they will receive a sticker to place on a piece of their armor and go to the next level. There are two power up buttons in two different levels that they need to look out for. When they find one, they will touch it to receive their power up necklace. Once all 6 levels are completed, they will press the Finish button. Then they will press the Bonus button and do the extra bonus level.



## CORRESPONDING VERSE

THE WEAPONS WE FIGHT WITH ARE NOT THE WEAPONS OF THE WORLD. ON THE CONTRARY, THEY HAVE DIVINE POWER TO DEMOLISH STRONGHOLDS.

2 CORINTHIANS 10:4

### 4. LEVEL 1 – SWORD

**TALK:** The sword we have is the Word of God! It is powerful and makes us strong!

**ACTIVITY:** Have the children go through the Battle entrance and see 3 different sets of 10' streamer paper with words written on them. The first streamer saying “weak”, the second, “afraid” and the third, “alone”. Have the streamers about three feet from the ground with parents holding it up on either end. In unison have the children step up to the weak streamer and say, “I am strong!” as they use their **sword** to cut the streamer. Then have them go to the afraid streamer and in unison say “I am strong and courageous!” as they use their sword to cut the streamer. Then have them go to the alone streamer and in unison say “God is with me!” as they use their sword to cut the streamer. Once all the streamers have been cut, give them a Hebrews 4:12 sticker and place it on their sword. Then they will proceed to level 2.



THE SWORD OF THE SPIRIT, WHICH IS THE WORD OF GOD.

EPHESIANS 6:17

LET THE WEAKLING SAY, “I AM STRONG!”

JOEL 3:10

BE STRONG AND COURAGEOUS

JOSHUA 1:6

WHERE CAN I GO FROM YOUR SPIRIT? WHERE CAN I FLEE FROM YOUR PRESENCE?

PSALM 139:7

### 5. LEVEL 2 – SHIELD

**TALK:** The shield of faith protects us from the fiery darts of the enemy!

**ACTIVITY:** Line the children up at the words “level 2” then encourage them to reach to level 3. Have people shooting at them with unfaithful word darts (nerf bullets) while the children try to block them with their shield. Once they reach level 3, give them a Luke 7:50 sticker to place on their shield. Then they will proceed to level 3.



IN ADDITION TO ALL THIS, TAKE UP THE SHIELD OF FAITH, WITH WHICH YOU CAN EXTINGUISH ALL THE FLAMING ARROWS OF THE EVIL ONE.

EPHESIANS 6:16

## ACTIVITIES

### 6. LEVEL 3 – HELMET

**TALK:** The helmet of salvation reminds us of Jesus!

**ACTIVITY:** Line the children up at the words “level 3” and see three chalk paths: past, present and future. Have them form a single line and help them walk backwards on the first path and grab an “I was saved” sticker to place on their helmet. Next, have them walk on the second path and grab an “I am saved” sticker to place on their helmet. Lastly, have them run on the third path and grab an “I will be saved” sticker to place on their helmet. After the third path encourage the children to reach up and touch the bonus Power Up button where they will be given a **water baptism necklace**. Then they will proceed to level 4.

LEVEL 3  
HELMET



I WAS SAVED | I AM SAVED | I WILL BE SAVED



## CORRESPONDING VERSE

TAKE THE HELMET OF SALVATION

EPHESIANS 6:17

ALIVE WITH CHRIST EVEN WHEN WE WERE DEAD IN TRANSGRESSIONS—IT IS BY GRACE YOU HAVE BEEN SAVED.

EPHESIANS 2:5

### 7. LEVEL 4 – BELT

**TALK:** We wear the belt of truth to remind us of the Word!

**ACTIVITY:** Line the children up at the words “level 4” then have them find a seat on the ground. They will play **jeopardy with bible truths**. Whatever card the child gets right, they get to keep and place inside their belt. Once all the questions are completed give them the John 14:6 sticker to place on their belt. Then they will proceed to level 5.

LEVEL 4  
BELT



JESUS ANSWERED,  
"I AM THE WAY AND THE TRUTH AND THE LIFE."  
JOHN 14:6

STAND FIRM THEN, WITH THE BELT OF TRUTH BUCKLED AROUND YOUR WAIST


EPHESIANS 6:14

### 8. LEVEL 5 – SHOES

**TALK:** The shoes of peace help us to walk the right way!

**ACTIVITY:** Line the children up at the words “level 5” and form into a single line. Then have them run an obstacle course by only stepping on the yellow circles. Once completed, give them the Psalm 29:11 paper to add onto their anklet. Then they will proceed to level 6.

LEVEL 5  
SHOES



THE LORD GIVES STRENGTH TO HIS PEOPLE;  
THE LORD BLESSES HIS PEOPLE WITH PEACE.  
PSALM 29:11

WITH YOUR FEET FITTED WITH THE READINESS THAT COMES FROM THE GOSPEL OF PEACE.

EPHESIANS 6:15.

## ACTIVITIES

### 9. LEVEL 6 – BREASTPLATE

**TALK:** The breastplate of righteousness protects us from unrighteousness and help us to do the right thing! Even give someone a cup of cold water!

**ACTIVITY:** Line the children up at the words “level 6” and see an actor sitting down looking hot. Have the children offer the person a cup of cold water. After they have given them a cup of cold water, encourage the children to reach up and touch the Power Up button where they will be given a **Holy Spirit baptism necklace**. Give them a Mark 12:31 sticker to place onto their breastplate and have them touch the Finish button.

LEVEL 6  
BREASTPLATE



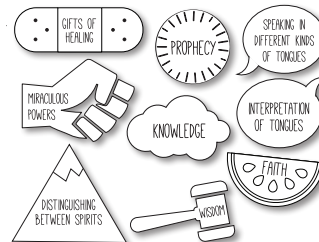
LOVE YOUR NEIGHBOR AS YOURSELF  
MARK 12:31

### 10. BONUS – GIFTS OF THE SPIRIT

**TALK:** Tell the children they have unlocked a bonus level now that they have been baptized in the Holy Spirit! There are 9 gifts the Holy Spirit can give them; wisdom, knowledge, faith, gifts of healing, miraculous powers, prophecy, distinguishing between spirits, speaking in different kinds of tongues and interpretation of tongues

**ACTIVITY:** Have the children press the Bonus button then find and retrieve the **Gifts of the Spirit papers** scattered around the area.

BONUS  
GIFTS OF THE SPIRIT



PUT ON THE FULL ARMOR OF GOD,  
SO THAT YOU CAN TAKE YOUR STAND  
AGAINST THE DEVIL'S SCHEMES  
EPHESIANS 6:11

**OPTIONAL:** Hand out each child a bible verse to take home.


## CORRESPONDING VERSE

WITH THE BREASTPLATE OF RIGHTEOUSNESS IN PLACE  
EPHESIANS 6:14

“AND IF YOU GIVE EVEN A CUP OF COLD WATER TO ONE OF THE LEAST OF MY FOLLOWERS, YOU WILL SURELY BE REWARDED.”  
MATTHEW 10:42

NOW TO EACH ONE THE MANIFESTATION OF THE SPIRIT IS GIVEN FOR THE COMMON GOOD. TO ONE THERE IS GIVEN THROUGH THE SPIRIT A MESSAGE OF WISDOM, TO ANOTHER A MESSAGE OF KNOWLEDGE BY MEANS OF THE SAME SPIRIT, TO ANOTHER FAITH BY THE SAME SPIRIT, TO ANOTHER GIFTS OF HEALING BY THAT ONE SPIRIT, TO ANOTHER MIRACULOUS POWERS, TO ANOTHER PROPHECY, TO ANOTHER DISTINGUISHING BETWEEN SPIRITS, TO ANOTHER SPEAKING IN DIFFERENT KINDS OF TONGUES, AND TO STILL ANOTHER THE INTERPRETATION OF TONGUES. ALL THESE ARE THE WORK OF ONE AND THE SAME SPIRIT, AND HE DISTRIBUTES THEM TO EACH ONE, JUST AS HE DETERMINES.  
1 CORINTHIANS 12:7-11

# OUR WEAPONS



# SWORD



BLACK ELECTRICAL TAPE



5 GALLON PAINT STICK



\*YOU WILL ALSO NEED WHITE & GRAY PAINT & A GLUE GUN

SPRAY PAINT OR CRAFT PAINT



JUMBO POPSICLE STICKS

## DIRECTIONS

1. LIGHTLY SAND PAINT STICK WITH 120 SAND PAPER SO EDGES ARE SMOOTH AND ROUNDED



2. PRIME PAINT STICK WITH 2 COATS OF WHITE PAINT

(SAND WITH 220 SAND PAPER BETWEEN COATS)



3. PAINT STICK WITH 2 COATS OF GRAY PAINT

(SAND WITH 220 SAND PAPER BETWEEN COATS & WHEN FINISHED USE 400 SAND PAPER TO SMOOTH)



\*OPTIONAL: ADD THIRD PAINT COAT WITH SILVER PAINT

4. GLUE POPSICLE STICKS 5" FROM THE EDGE OF THE SWORD THEN WRAP WITH TAPE

1 STICK ON BOTTOM




1 STICK ON TOP

WRAP HERE FIRST TO COVER EDGE (BOTH SIDES)



THEN WRAP THE SIDES AND HILT IN A SPIRAL TO COVER ALL WOOD AND BIND THE STICKS TOGETHER



THEN HERE TO COVER EDGE AND MIDDLE (BOTH SIDES)



# SHIELD

13" PIZZA TRAY



1 1/2" BY 7"  
STRIP OF FELT




# SHIELD

FLIP TRAY OVER




GLUE BOTH ENDS OF THE  
FELT DOWN SO THERE IS A SLIGHT  
OPENING IN THE MIDDLE



# HELMET OF SALVATION

PRINT ON CARD STOCK  
& CUT OUT




HOLE PUNCH

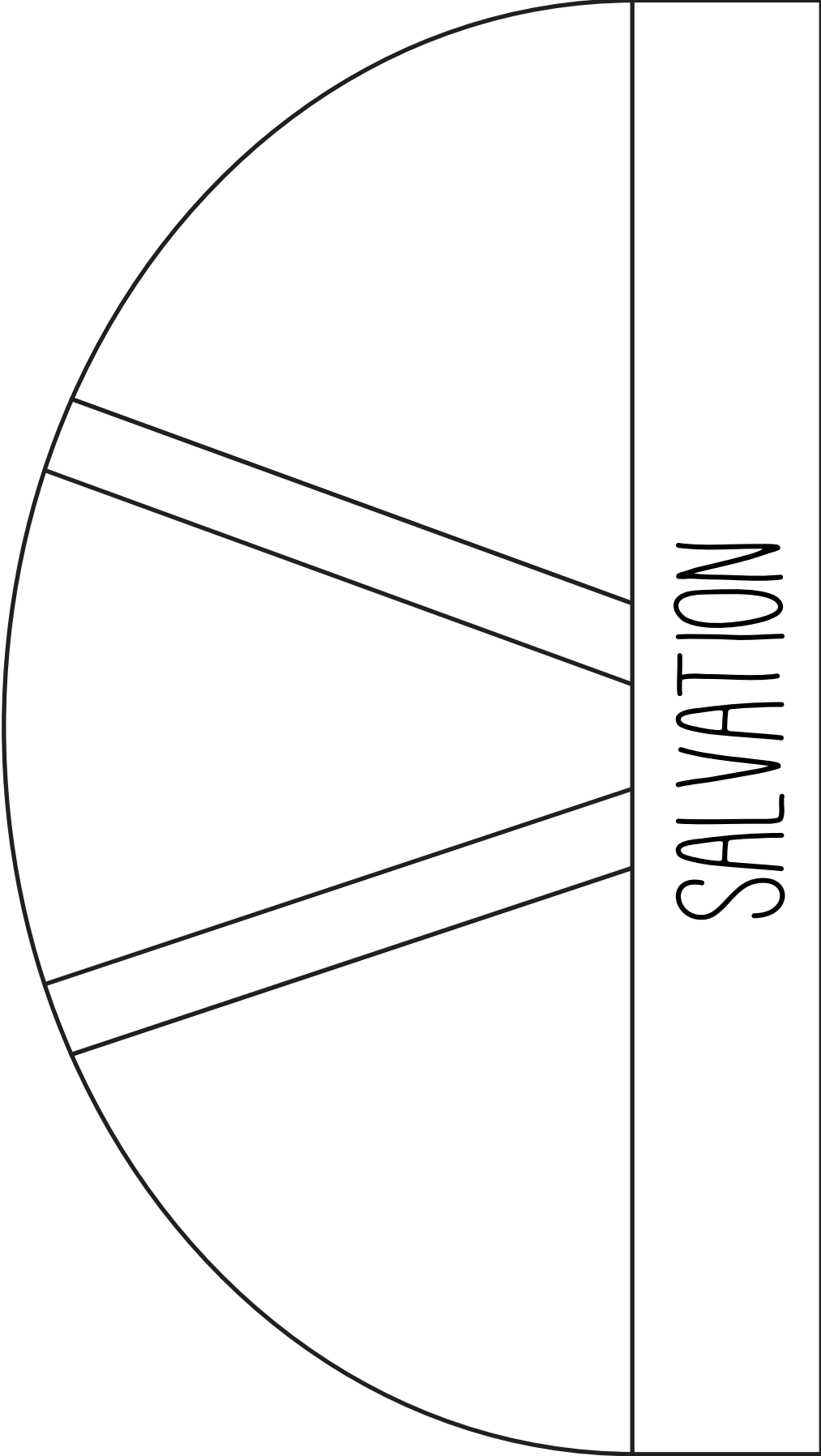


PIPE CLEANER

# HELMET OF SALVATION




PULL PIPE CLEANER THROUGH  
HOLE PUNCH & BEND TO SECURE



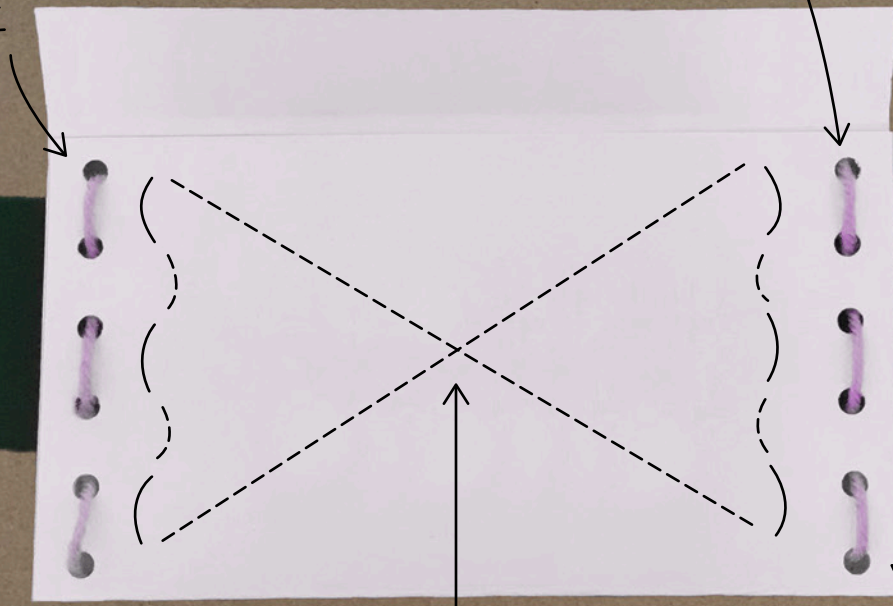
SALVATION

# BELT OF TRUTH



LACE YARN THROUGH HOLES

START LACING HERE



END LACING HERE

CROSS YARN IN THE  
BACK TO MAKE AN X

CUT OFF EXTRA YARN



TIE YARN TOGETHER

CENTER FELT BEHIND THE YARN TO HOLD

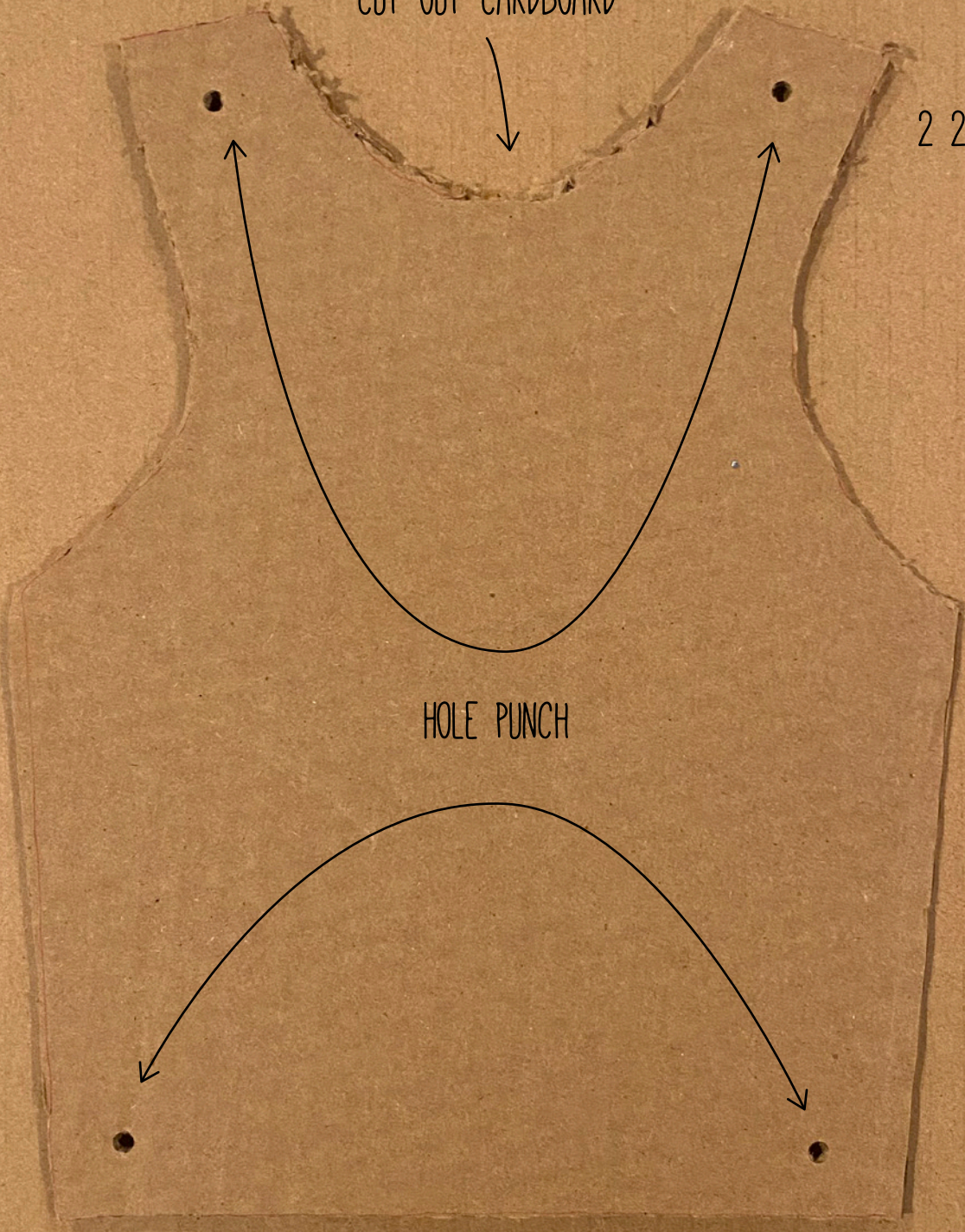


# BREASTPLATE OF RIGHTEOUSNESS

USE TEMPLATE TO  
CUT OUT CARDBOARD


2 24" PIECES OF YARN

HOLE PUNCH



# BREASTPLATE OF RIGHTEOUSNESS

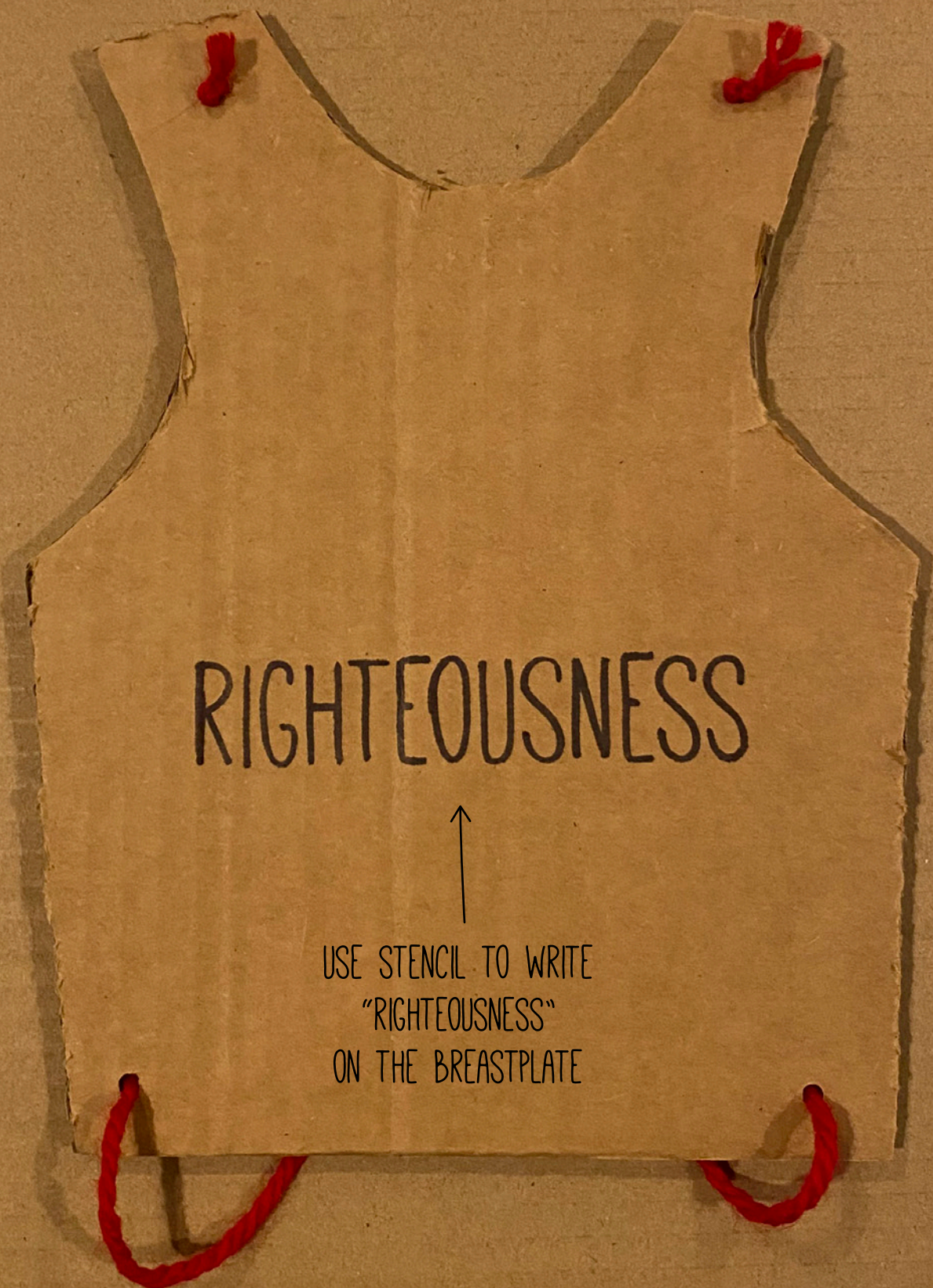
TIE A DOUBLE KNOT  
TO SECURE



STRING YARN THROUGH HOLES

PULL THROUGH SO IT IS TIGHT ON THE CHILD THEN  
TIE A DOUBLE KNOT TO SECURE


# BREASTPLATE OF RIGHTEOUSNESS



RIGHTEOUSNESS




USE STENCIL TO WRITE  
"RIGHTEOUSNESS"  
ON THE BREASTPLATE



STENCILS TO USE FOR THE BREASTPLATE

RIGHTEOUSNESS

# PEACE ANKLET



14" ELASTIC CORD



DOVE PENDANT



PLACE THE PENDANT IN THE MIDDLE OF THE CORD & KNOT IT



TIE THE END SO IT FITS AROUND THE CHILD'S ANKLE

# PEACE ANKLET

PRINT & CUT OUT


THE LORD GIVES STRENGTH TO HIS PEOPLE;  
THE LORD BLESSES HIS PEOPLE WITH PEACE.

PSALM 29:11

FOLD AROUND THE  
ANKLET'S STRING & TAPE  
THE EDGES TOGETHER

THE LORD GIVES ST  
THE LORD BLESSES

PSALM



# BUTTON

8"X8" CIRCLE

DIFFERENT COLOR  
FOR EACH BUTTON



PRINT & CUT OUT EACH CIRCLE  
(PRINT 2 FOR POWER UP)

# BUTTON

GLUE THE PRINTED SIGNS  
ONTO THE CIRCLES





START



FINISH



POWER UP



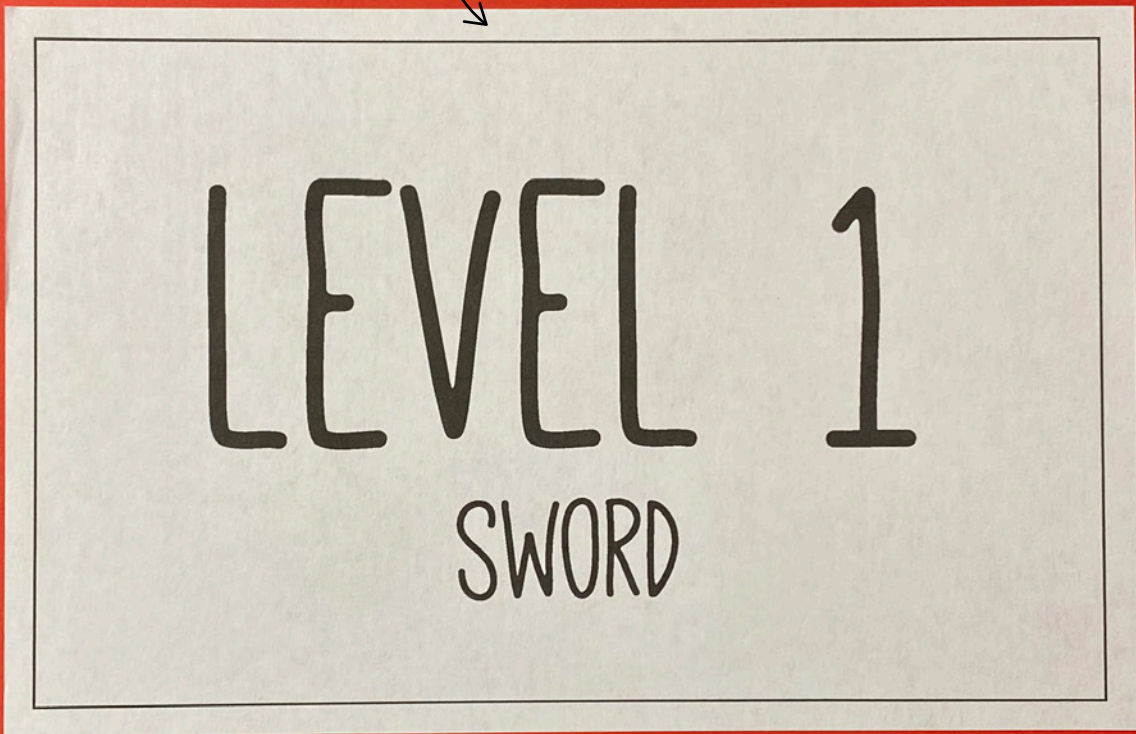
BONUS

# LEVEL SIGN

8 1/2" X 11" PAPER  
(YOU CAN USE DIFFERENT COLORS  
FOR EACH LEVEL/BONUS)

24" YARN

PRINT & CUT OUT



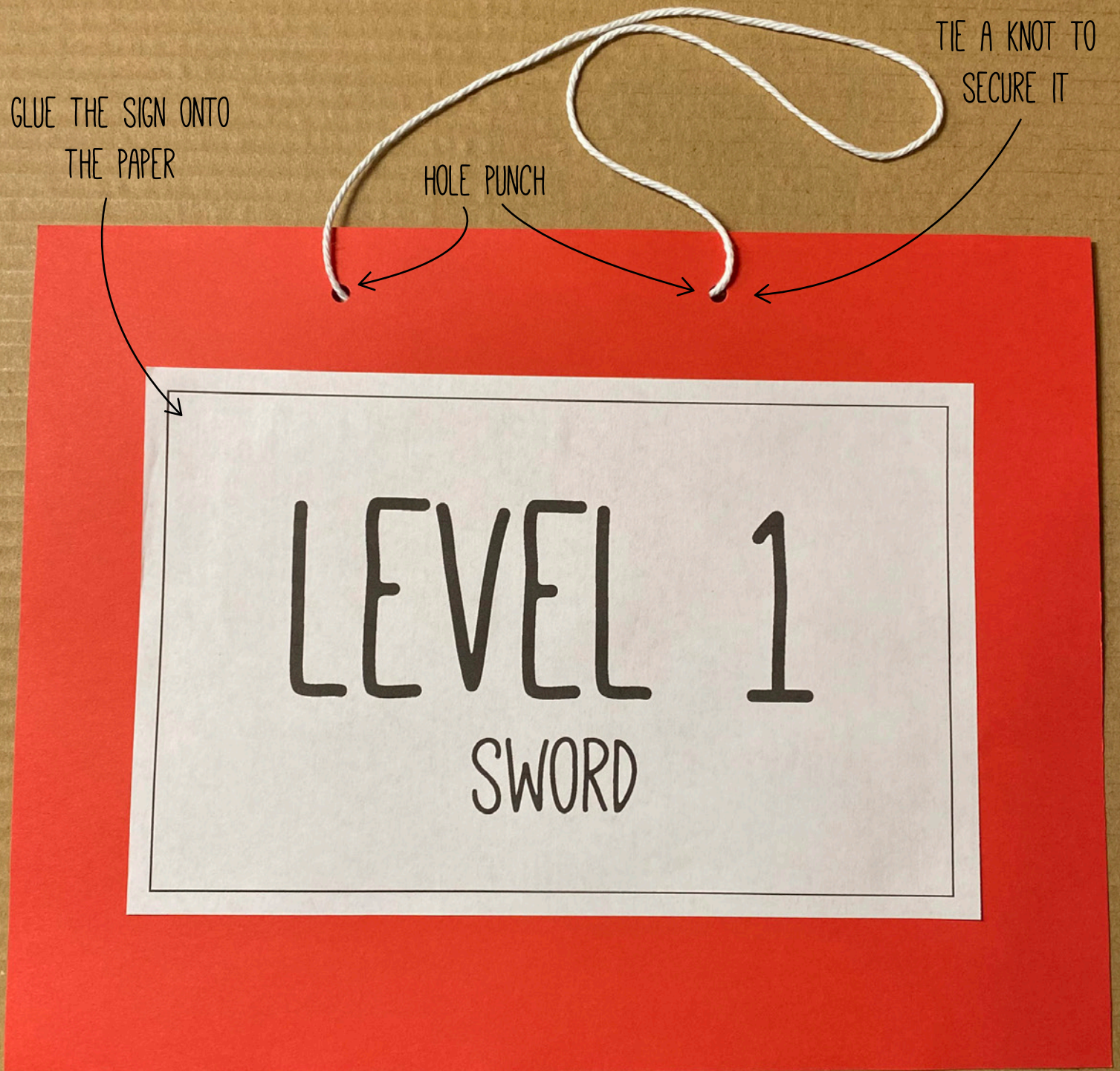
REPEAT STEPS FOR EACH LEVEL/BONUS LEVEL

# LEVEL SIGN

STRING THE YARN THROUGH THE HOLES & TIE A KNOT TO SECURE IT

GLUE THE SIGN ONTO THE PAPER

HOLE PUNCH



REPEAT STEPS FOR EACH LEVEL/BONUS LEVEL

LEVEL 1

SWORD

LEVEL 2

SHIELD

LEVEL 3

HELMET

LEVEL 4

BELT

LEVEL 5

SHOES

LEVEL 6

BREASTPLATE

# BONUS

GIFTS OF THE SPIRIT

# BATTLE ENTRANCE

I set up a tall photo booth holder and taped streamers to the top, creating a wall of colored paper the children had to run through.

Then I placed the “Start” button next to the entrance on a chair for the children to press to enter the game.



# LEVEL 1 - SWORD

Level 1 came right after the entrance. I taped the sign to the wall and had three sets of two people holding the streamers up for the children to cut with their swords.



# LEVEL 2 - SHIELD

Level 2 came right after level 1. I wrote level 2 in chalk at the start of the level and taped the sign to the wall. I encouraged the children to run the short distance to level 3 and to try to not get hit by the nerf bullets.



# LEVEL 3 - HELMET

Level 3 came right after level 2. I wrote level 3 in chalk at the start of the level and taped the sign to the wall. I drew three sets of lines. The first line represented the past and was wavy. The children had to walk backwards and receive their "I was saved" sticker. The second line represented the present and they had to walk forwards and receive their "I am saved" sticker. The third line represented the future and was zig zag. The children had to run down it and receive their "I will be saved" sticker. Once completed the children touched the Power Up button, which was taped to the side of the wall, and received the water baptism necklace.



# LEVEL 4 - BELT

Level 4 came right after level 3. I wrote level 4 in chalk at the start of the level and taped the sign to the wall. I taped the jeopardy cards on a frame and hung it on the wall.



# LEVEL 5 - SHOES

Level 5 came right after level 4. I wrote level 5 in chalk at the start of the level and taped the sign to the wall. I drew different color shapes going towards level 6, but made a path of yellow circles for the children to follow.



# LEVEL 6 – BREASTPLATE

Level 6 came right after level 5. I wrote level 6 in chalk at the start of the level and taped the sign to the wall. On one side I placed a chair for the person to sit on and taped the Power Up button behind them with the Holy Spirit baptism necklaces. On the other side I placed small cups and a bottle of water. At the end I placed a table with the Finish button (the Bonus button was underneath it).



# BONUS LEVEL – GIFTS OF THE HOLY SPIRIT

The Bonus level came right after level 6. I scattered the Gifts of the Spirit papers for the children to collect and hung the bonus sign up. They pressed the Bonus button to begin.



## SWORD

FOR THE WORD OF GOD IS ALIVE AND ACTIVE.

HEBREWS 4:12

## SHIELD

"YOUR FAITH HAS SAVED YOU; GO IN PEACE."

LUKE 7:50

## HELMET

I WAS SAVED

I AM SAVED

I WILL BE SAVED

## BELT

JESUS ANSWERED,  
"I AM THE WAY AND THE TRUTH AND THE LIFE."

JOHN 14:6

## BREASTPLATE

LOVE YOUR NEIGHBOR AS YOURSELF

MARK 12:31

FOR THE WORD OF GOD IS ALIVE AND ACTIVE.

HEBREWS 4:12

"YOUR FAITH HAS SAVED YOU; GO IN PEACE."

LUKE 7:50

I AM SAVED

I WAS SAVED

I WILL BE SAVED

JESUS ANSWERED,  
"I AM THE WAY AND THE TRUTH AND THE LIFE."

JOHN 14:6

LOVE YOUR NEIGHBOR AS YOURSELF

MARK 12:31

FOR THE WORD OF GOD IS ALIVE AND ACTIVE.

HEBREWS 4:12

FOR THE WORD OF GOD IS ALIVE AND ACTIVE.

HEBREWS 4:12

"YOUR FAITH HAS SAVED YOU; GO IN PEACE."

LUKE 7:50

"YOUR FAITH HAS SAVED YOU; GO IN PEACE."

LUKE 7:50

I WAS SAVED

I AM SAVED

I WILL BE SAVED

JESUS ANSWERED,

"I AM THE WAY AND THE TRUTH AND THE LIFE."

JOHN 14:6

JESUS ANSWERED,

"I AM THE WAY AND THE TRUTH AND THE LIFE."

JOHN 14:6

LOVE YOUR NEIGHBOR AS YOURSELF

MARK 12:31

LOVE YOUR NEIGHBOR AS YOURSELF

MARK 12:31

FOR THE WORD OF GOD IS ALIVE AND ACTIVE.

HEBREWS 4:12

"YOUR FAITH HAS SAVED YOU; GO IN PEACE."

LUKE 7:50

I AM SAVED

I WAS SAVED

I WILL BE SAVED

I WAS SAVED

I AM SAVED

I WILL BE SAVED

JESUS ANSWERED,

"I AM THE WAY AND THE TRUTH AND THE LIFE."

JOHN 14:6

LOVE YOUR NEIGHBOR AS YOURSELF

MARK 12:31

# SHOES

THE LORD GIVES STRENGTH TO HIS PEOPLE;  
THE LORD BLESSES HIS PEOPLE WITH PEACE.

PSALM 29:11

THE LORD GIVES STRENGTH TO HIS PEOPLE;  
THE LORD BLESSES HIS PEOPLE WITH PEACE.

PSALM 29:11

THE LORD GIVES STRENGTH TO HIS PEOPLE;  
THE LORD BLESSES HIS PEOPLE WITH PEACE.

PSALM 29:11

THE LORD GIVES STRENGTH TO HIS PEOPLE;  
THE LORD BLESSES HIS PEOPLE WITH PEACE.

PSALM 29:11

THE LORD GIVES STRENGTH TO HIS PEOPLE;  
THE LORD BLESSES HIS PEOPLE WITH PEACE.

PSALM 29:11

THE LORD GIVES STRENGTH TO HIS PEOPLE;  
THE LORD BLESSES HIS PEOPLE WITH PEACE.

PSALM 29:11

THE LORD GIVES STRENGTH TO HIS PEOPLE;  
THE LORD BLESSES HIS PEOPLE WITH PEACE.

PSALM 29:11

THE LORD GIVES STRENGTH TO HIS PEOPLE;  
THE LORD BLESSES HIS PEOPLE WITH PEACE.

PSALM 29:11

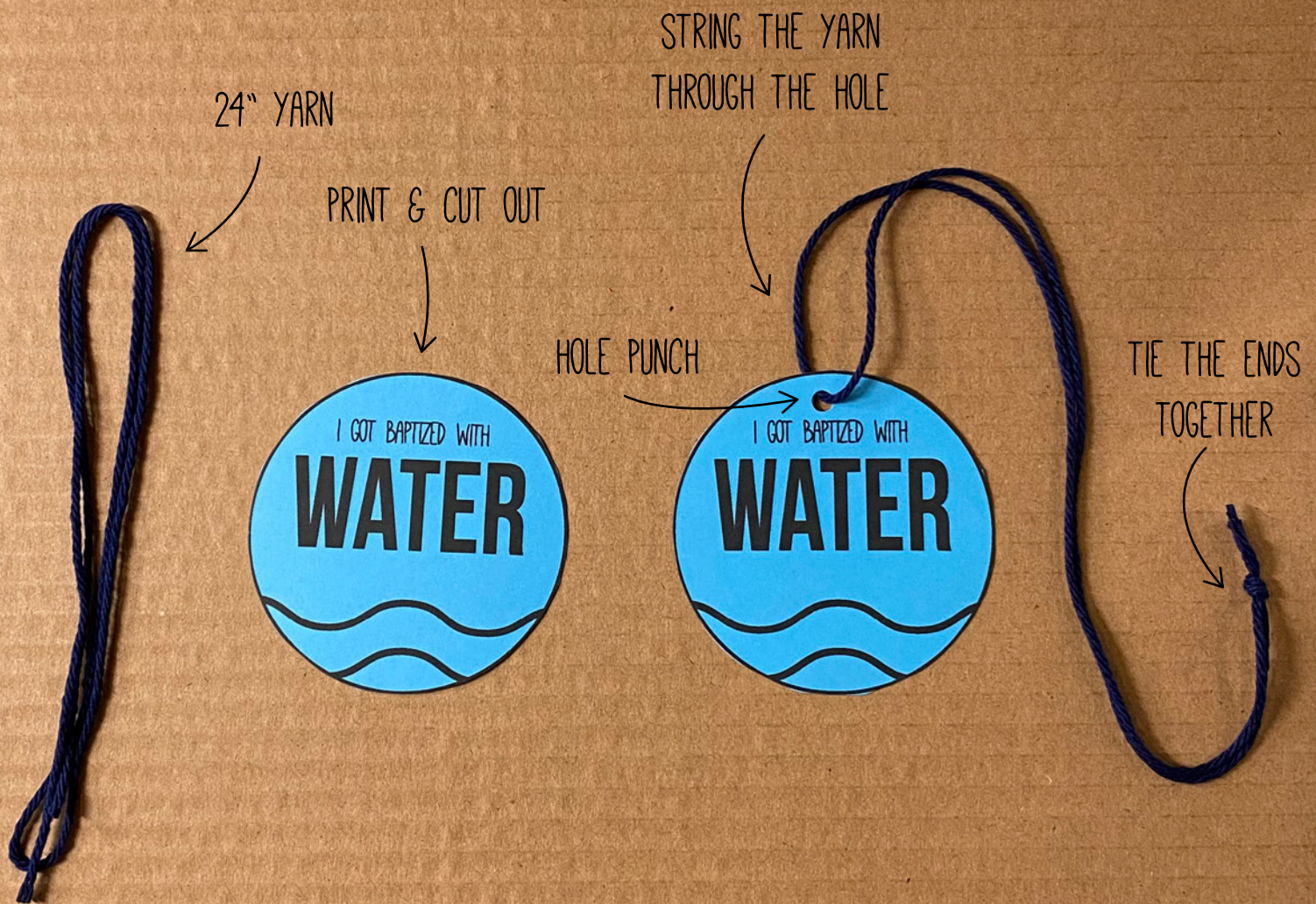
THE LORD GIVES STRENGTH TO HIS PEOPLE;  
THE LORD BLESSES HIS PEOPLE WITH PEACE.

PSALM 29:11

THE LORD GIVES STRENGTH TO HIS PEOPLE;  
THE LORD BLESSES HIS PEOPLE WITH PEACE.

PSALM 29:11

# WATER BAPTISM NECKLACE





# HOLY SPIRIT BAPTISM NECKLACE



I GOT BAPTIZED WITH THE

**HOLY SPIRIT**



I GOT BAPTIZED WITH THE

**HOLY SPIRIT**



I GOT BAPTIZED WITH THE

**HOLY SPIRIT**



I GOT BAPTIZED WITH THE

**HOLY SPIRIT**



I GOT BAPTIZED WITH THE

**HOLY SPIRIT**



I GOT BAPTIZED WITH THE

**HOLY SPIRIT**



I GOT BAPTIZED WITH THE

**HOLY SPIRIT**



I GOT BAPTIZED WITH THE

**HOLY SPIRIT**



100  
PEOPLE

200  
PEOPLE

300  
PEOPLE

400  
PEOPLE

100  
LOCATION

200  
LOCATION

300  
LOCATION

400  
LOCATION

WHO BUILT THE ARK?

NOAH

WHO SAW THE  
BURNING BUSH?

MOSES

NAME ONE KING

SAUL, ISH-BOSHETH, DAVID, SOLOMON, REHOBOAM, JEROBOAM, NADAB, BAASHA,  
ELAH, ZIMR, OMRI, AHAB, AHAZIAH, JORAM, JEHU, JEHOAHAZ, JEHOASH, JEROBOAM,  
ZECHARIAH, SHALLUM, MENAHEM, PEKAHIAH, PEKAH, AND HOSHEA. ABIJAH, ASA,  
JEHOSHAPHAT, JEHORAM, AHAZIAH, JOASH, AMAZIAH, UZZIAH, JOTHAM, AHAZ,  
HEZEKIAH, MANASSEH, AMON, JOSIAH, JEHOAHAZ, JEHOIAKIM, JEHOIACHIN OR ZEDIKIAH

NAME ONE OF  
JESUS' DISIPLES

PETER, ANDREW, JAMES, JOHN, PHILIP, BARTHOLOMEW,  
THOMAS, MATTHEW, JAMES, THADDAEUS, SIMON, AND JUDAS

WHERE DID ADAM AND  
EVE LIVE?

THE GARDEN OF EDEN

WHAT IS THE NAME OF  
THE CITY DAVID LIVED IN?

JERUSALEM

WHAT CITY HAD ITS  
WALL FALL DOWN?

JERICO

WHAT DID THE ARK  
LAND ON?

A MOUNTAIN

100  
PROPHETS

200  
PROPHETS

300  
PROPHETS

400  
PROPHETS

100  
COUNTRIES

200  
COUNTRIES

300  
COUNTRIES

400  
COUNTRIES

WHO WAS THROWN INTO  
A CAVE OF LIONS?

DANIEL

WHO ANOINTED THE  
FIRST KING?

SAMUEL

WHO CALLED DOWN  
FIRE?

ELIJAH

WHO TOLD NAAMAN TO  
WASH IN THE RIVER

ELISHA

WHAT LAND DID  
ABRAHAM INHERIT?

ISRAEL

WHERE DID THE  
ISRAELITES LIVE FOR  
400 YEARS?







EGYPT






WHAT COUNTRY DID  
RUTH COME FROM?

MOAB

NAME ONE OF THE  
COUNTRIES AROUND ISRAEL

EDOM, MOAB, AMMON, PHILISTINE, DAMASCUS, ASSYRIA OR PHOENICIA







SPEAKING IN  
DIFFERENT KINDS  
OF TONGUES

SPEAKING IN  
DIFFERENT KINDS  
OF TONGUES

SPEAKING IN  
DIFFERENT KINDS  
OF TONGUES

SPEAKING IN  
DIFFERENT KINDS  
OF TONGUES

SPEAKING IN  
DIFFERENT KINDS  
OF TONGUES

SPEAKING IN  
DIFFERENT KINDS  
OF TONGUES

SPEAKING IN  
DIFFERENT KINDS  
OF TONGUES

SPEAKING IN  
DIFFERENT KINDS  
OF TONGUES

SPEAKING IN  
DIFFERENT KINDS  
OF TONGUES

SPEAKING IN  
DIFFERENT KINDS  
OF TONGUES

INTERPRETATION  
OF TONGUES

INTERPRETATION  
OF TONGUES

INTERPRETATION  
OF TONGUES

INTERPRETATION  
OF TONGUES

INTERPRETATION  
OF TONGUES

INTERPRETATION  
OF TONGUES

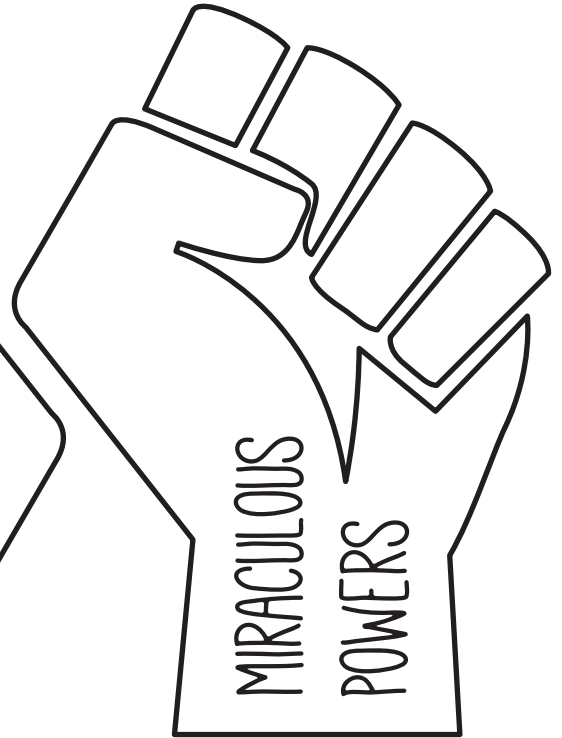


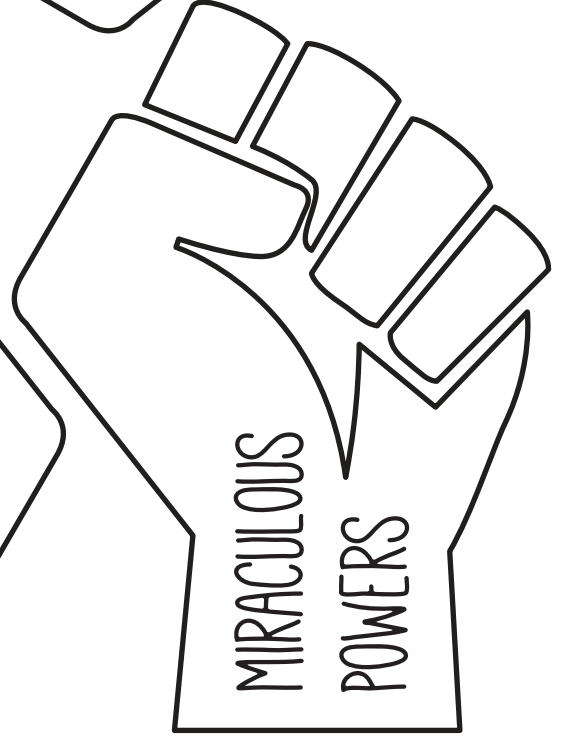



INTERPRETATION  
OF TONGUES

INTERPRETATION  
OF TONGUES

INTERPRETATION  
OF TONGUES

INTERPRETATION  
OF TONGUES





KNOWLEDGE

KNOWLEDGE

KNOWLEDGE

KNOWLEDGE

KNOWLEDGE



KNOWLEDGE

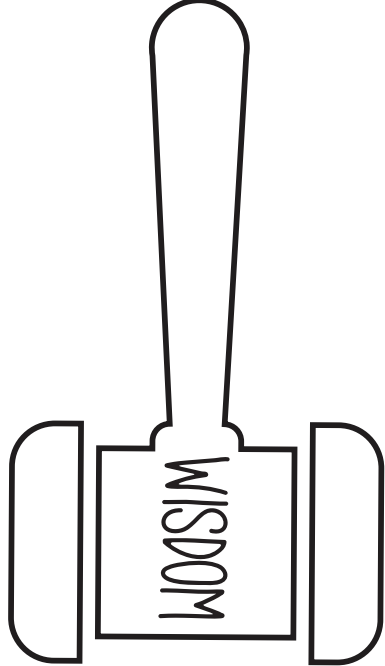

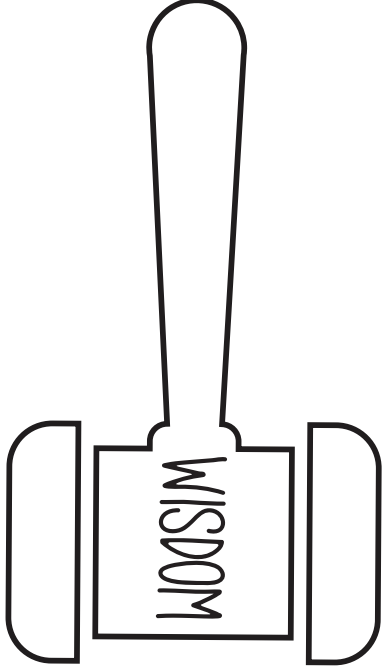

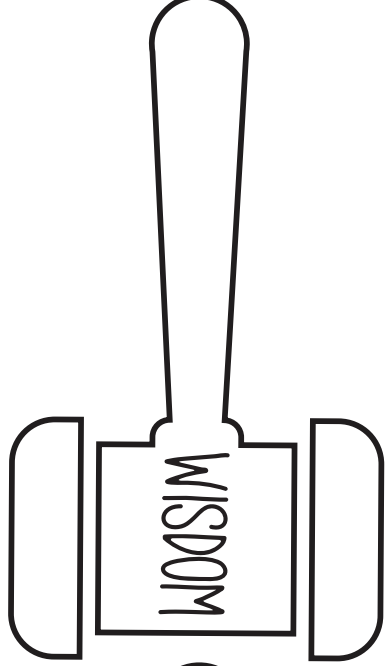

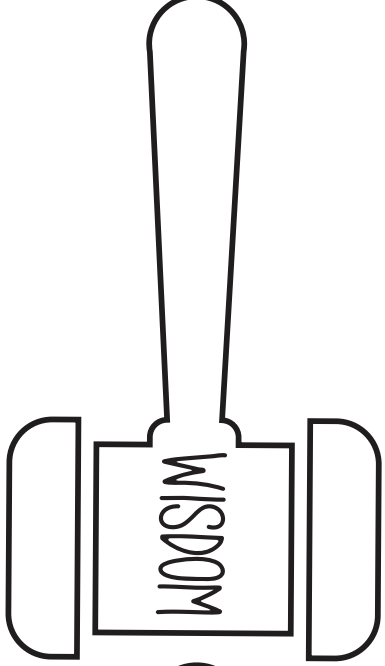
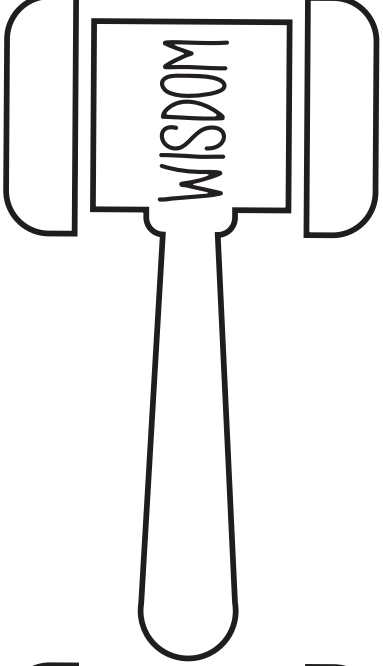
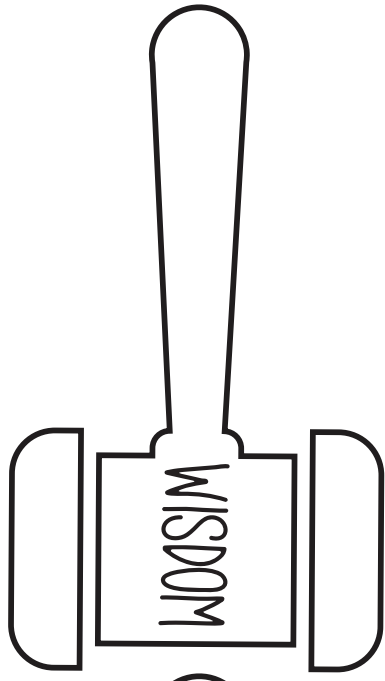

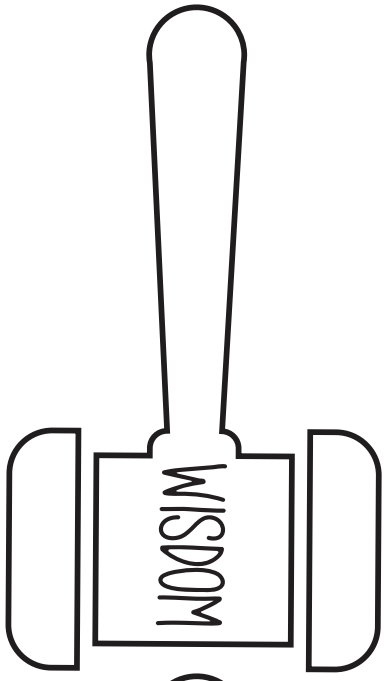

KNOWLEDGE

KNOWLEDGE

KNOWLEDGE

KNOWLEDGE





PUT ON THE FULL ARMOR OF GOD,  
SO THAT YOU CAN TAKE YOUR STAND  
AGAINST THE DEVIL'S SCHEMES

EPHESIANS 6:11

PUT ON THE FULL ARMOR OF GOD,  
SO THAT YOU CAN TAKE YOUR STAND  
AGAINST THE DEVIL'S SCHEMES

EPHESIANS 6:11

PUT ON THE FULL ARMOR OF GOD,  
SO THAT YOU CAN TAKE YOUR STAND  
AGAINST THE DEVIL'S SCHEMES

EPHESIANS 6:11

PUT ON THE FULL ARMOR OF GOD,  
SO THAT YOU CAN TAKE YOUR STAND  
AGAINST THE DEVIL'S SCHEMES

EPHESIANS 6:11