

CLOUDS WEEK 1



CLOUDS

CLOUDS

HIGH & LOW

FOCUS

GENESIS 9:13, 1 SAMUEL 12:18, 1 KINGS 18:45,
JOB 26:8, 38:9 & 38:25, PSALM 147:17 & 148:8,
ECCLESIASTES 11:3, ISAIAH 25:5 & HOSEA 13:3

God made the clouds! Different clouds do different things! Some are closer to the earth and some are higher in the sky!

MATERIALS

High & Low picture
Magnetic Cloud and raindrops (1 raindrop per child)
Bowl of water
Different Kinds of Clouds coloring page (1 per child)
Tent
White paper, piece of string and 2 clothespins (1 set per child)
Gray paper, raindrop, snowflake, piece of string and 2 clothespins (1 set per child)
Large sponge and bucket of water
Piece of white material, large piece of string and 5 clothespins (1 set per child)
Crystal beads (a small handful per child)
Dark gray paper, raindrop, lightning, piece of string and 2 clothespins (1 set per child)
Samuel actor and flashlight
Fog machine
Airheads Xtremes and 2 large marshmallows (1 set per child)
Helium inflated balloon (1 per child) *optional*
Crayons, scissors, blue markers and glue

ACTIVITIES

1. INTRODUCTION

TALK: Ask the children if they know about the different types of clouds!

ACTIVITY: Show children the High & Low picture and hang nearby for them to see.

CORRESPONDING VERSE



ACTIVITIES

2. CLOUDS

TALK: There are lots of different types of clouds, but all clouds consist of moisture!

ACTIVITY: Give each child a **magnetic raindrop** to color. Once completed, pick up the raindrop with the large magnetic cloud. Then once the cloud is full have the children pull their raindrop off and gently flick water at them.



CORRESPONDING VERSE


IF CLOUDS ARE FULL OF WATER, THEY POUR RAIN ON THE EARTH.

ECCLESIASTES 11:3

3. DIFFERENT KINDS

TALK: There are lots of different types of clouds! Some are closer to earth, and some are higher in the sky!

ACTIVITY: Have the children color the Different Kinds of Clouds coloring page.



LIGHTNING AND HAIL, SNOW AND CLOUDS, STORMY WINDS THAT DO HIS BIDDING

PSALM 148:8

4. CUMULUS CLOUDS

TALK: Cumulus clouds are fluffy and white and give shade during sunny days!

ACTIVITY: Have the children cut out a cumulus cloud from white paper.

HE WRAPS UP THE WATERS IN HIS CLOUDS, YET THE CLOUDS DO NOT BURST UNDER THEIR WEIGHT.

JOB 26:8

5. SHADE

TALK: On sunny days it is nice when clouds give us shade!

ACTIVITY: Have the children stand outside and put their cloud over their head for shade. Then hang them inside the tent.

AS HEAT IS REDUCED BY THE SHADOW OF A CLOUD

ISAIAH 25:5

6. NIMBOSTRATUS CLOUDS

TALK: Nimbostratus clouds are dark and gray and have lots of rain and snow! Rain is important for everything to grow!

ACTIVITY: Have the children cut out a nimbostratus cloud from gray paper and glue a raindrop and snowflake on it.

HE GIVES SHOWERS OF RAIN TO ALL PEOPLE, AND PLANTS OF THE FIELD TO EVERYONE.

ZECHARIAH 10:1

7. HEAVY RAIN

TALK: It had not rained in Israel for 3 years, and after Elijah prayed for rain, it came! Not just a little rain, a heavy rain!

ACTIVITY: Have the children hold up their dark rain cloud and pray for rain while you squeeze a wet sponge underneath it to make it rain. Then hang them inside the tent.

MEANWHILE, THE SKY GREW DARK WITH CLOUDS AND WIND, AND A HEAVY RAIN BEGAN TO FALL.

1 KINGS 18:45

ACTIVITIES

8. CIRRUS CLOUDS

TALK: Cirrus clouds are high in the air! They can look like curls of hair!

ACTIVITY: Have the children color blue streaks with a blue marker onto a piece of white material.

9. ICE CRYSTALS

TALK: The higher clouds are filled with ice crystals! God can hurl down crystals of ice like crumbs!

ACTIVITY: Have the children place some small crystal beads on their garment and then toss them in the air. Then hang them inside the tent.

10. CUMULONIMBUS CLOUDS

TALK: Cumulonimbus clouds are tall! They can bring thunderstorms!

ACTIVITY: Have the children make a cumulonimbus cloud with dark gray paper, then have them glue rain and lightning on it.

11. THUNDERSTORM

TALK: The Israelites asked for a king and Samuel told them it was a wicked thing. To prove it was wrong, Samuel prayed for thunder and rain during a time that it was normally dry. It rained and thundered and the people were amazed!

ACTIVITY: Have the Samuel actor say, "Lord send a storm!" then have the children take their clouds and move them around making thunder noises, while you use the sponge behind them to make it rain. Then hang them inside the tent.

12. FOG

TALK: What happens when the clouds touch the ground? That is called fog! Fog does not last long and can happen in the morning!

ACTIVITY: Have the children walk through a fog machine under the cloud tent.

CORRESPONDING VERSE

WHEN I MADE THE CLOUDS
ITS GARMENT

JOB 38:9

HE HURLS DOWN HIS
CRYSTALS OF ICE LIKE
CRUMBS; WHO CAN STAND
BEFORE HIS COLD?

PSALM 147:17 ESV

WHO CUTS A CHANNEL
FOR THE TORRENTS OF
RAIN, AND A PATH FOR THE
THUNDERSTORM

JOB 38:25

THEN SAMUEL CALLED ON THE
LORD, AND THAT SAME DAY
THE LORD SENT THUNDER AND
RAIN. SO ALL THE PEOPLE
STOOD IN AWE OF THE LORD
AND OF SAMUEL.

1 SAMUEL 12:18

THEREFORE THEY WILL BE
LIKE THE MORNING CLOUD
AND LIKE DEW WHICH SOON
DISAPPEARS

HOSEA 13:3 NASB

ACTIVITIES

13. RAINBOWS

TALK: In the book of Genesis, God sent so much rain that it flooded the earth for a whole year and everyone who was not in Noah's ark died. When Noah and his family came out of the ark and on to dry land, God promised to never flood the whole earth again and put a rainbow in the clouds to seal his promise!

ACTIVITY: Help the children make a rainbow with Airhead Xtremes and 2 large marshmallows.



CORRESPONDING VERSE

I HAVE SET MY RAINBOW
IN THE CLOUDS, AND IT
WILL BE THE SIGN OF THE
COVENANT BETWEEN ME AND
THE EARTH.

GENESIS 9:13

14. SO HIGH! (OPTIONAL)

TALK: The clouds are high up in the sky!

ACTIVITY: Give each child a helium inflated balloon and let them release it in the air to see how high it goes!

OPTIONAL: Hand out each child a bible verse to take home.

IF CLOUDS ARE FULL OF WATER,
THEY POUR RAIN ON THE EARTH.


ECCLESIASTES 11:3

HIGH & LOW



LARGE CLOUD

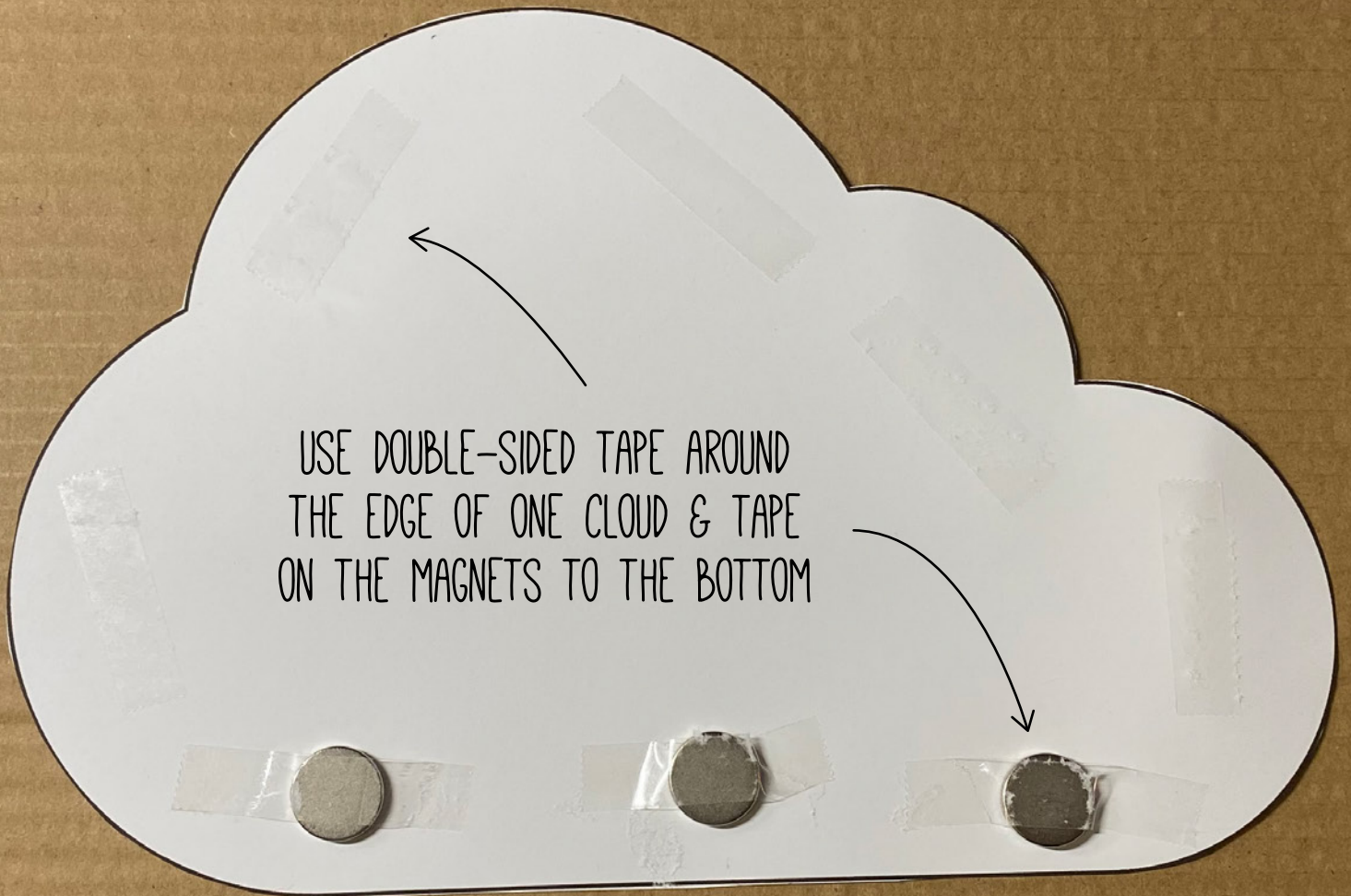
PRINT ON THICK WHITE PAPER
& CUT OUT



3 0.7" NEODYMIUM RARE-EARTH
MAGNET DISCS




LARGE CLOUD



USE DOUBLE-SIDED TAPE AROUND
THE EDGE OF ONE CLOUD & TAPE
ON THE MAGNETS TO THE BOTTOM

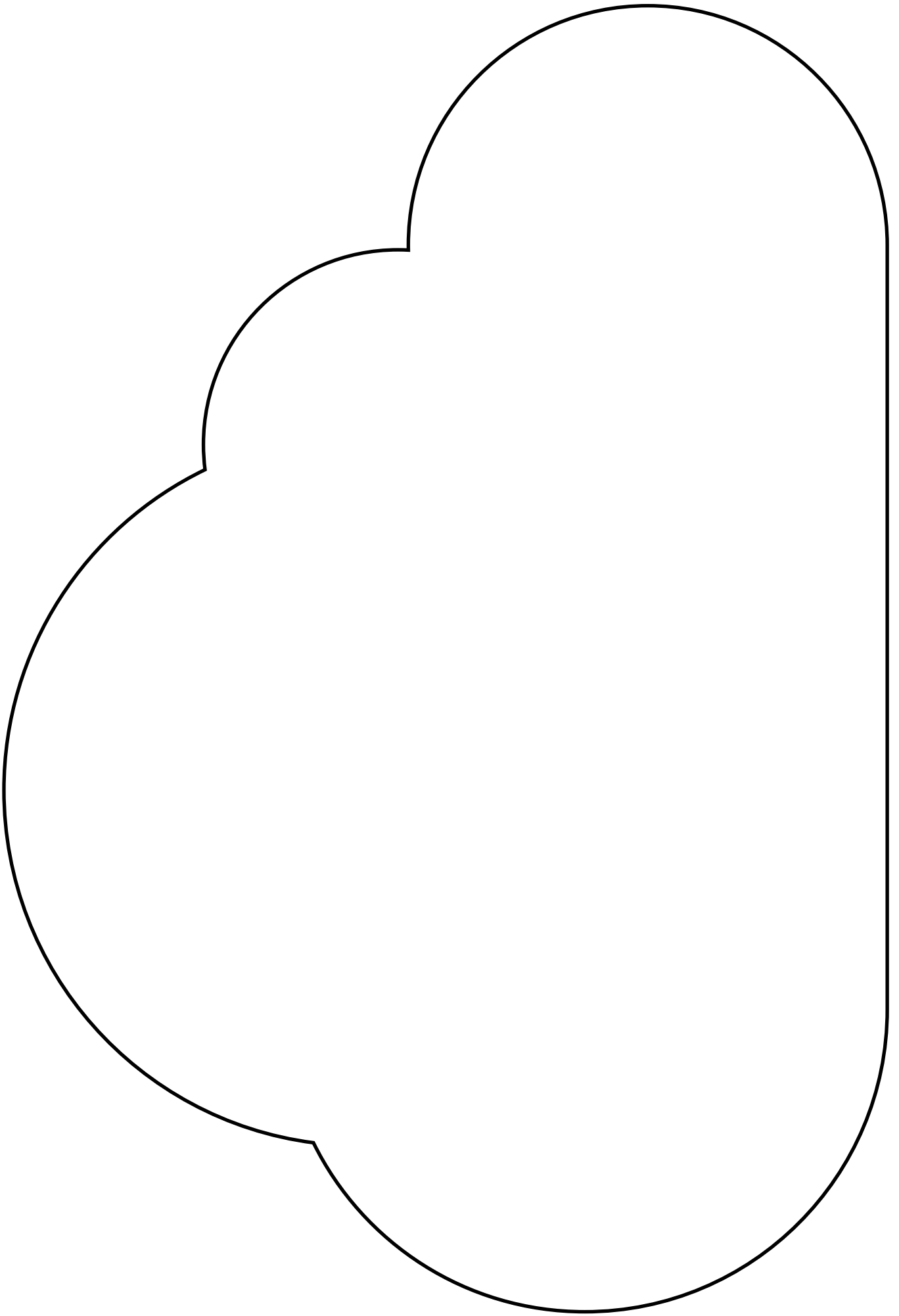
LARGE CLOUD



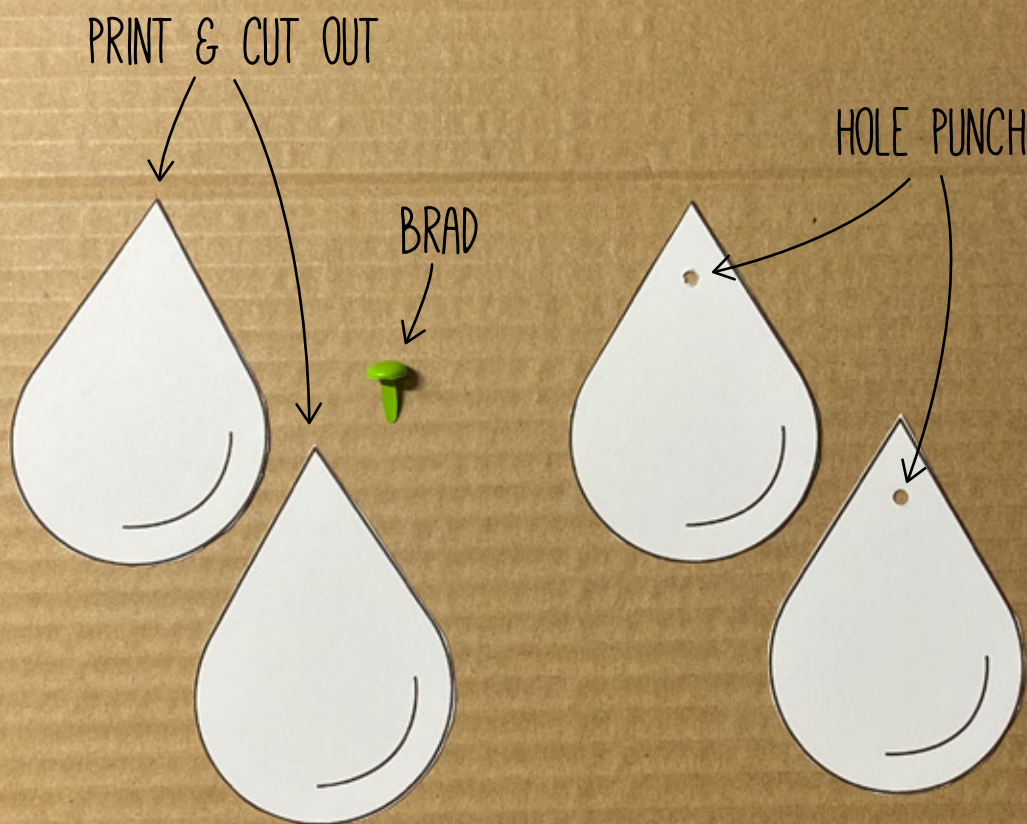
PLACE THE SECOND CLOUD ON
TOP OF THE FIRST




THIS BECOMES MAGNETIZED TO
PICK UP THE RAIN DROPS


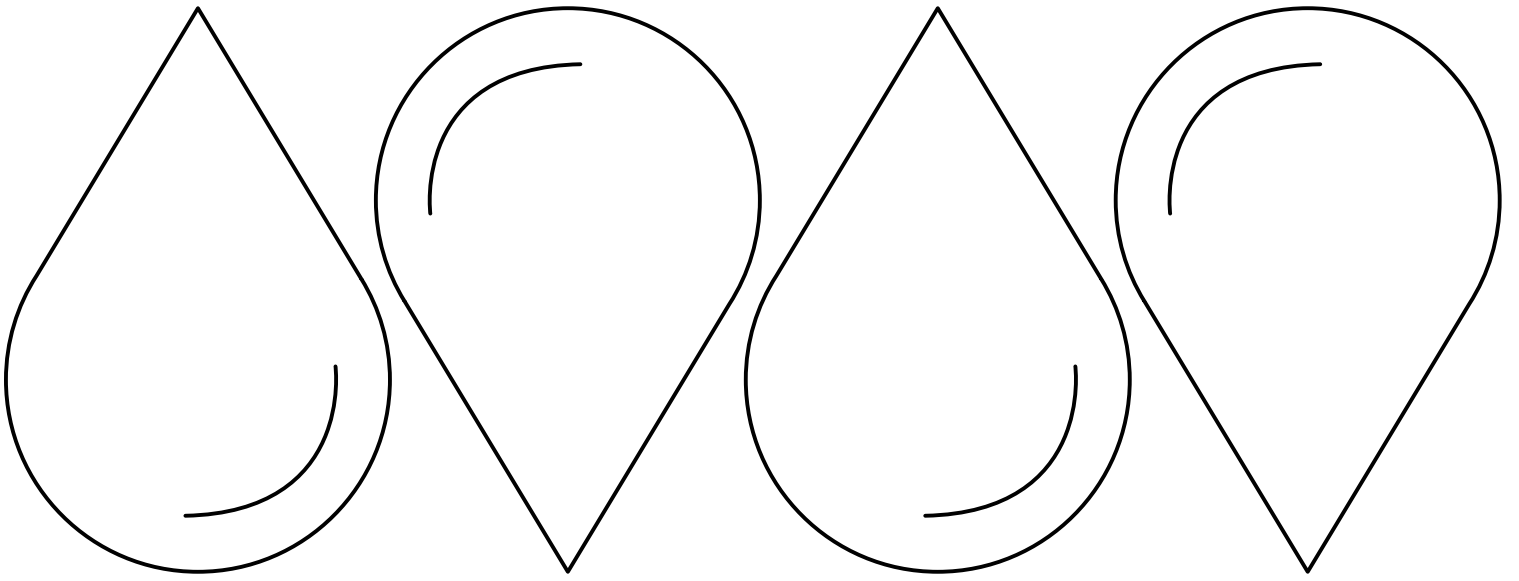







MAGNETIC RAINDROPS



PLACE THE RAINDROPS
ON TOP OF EACH
OTHER, WITH THE
PRINTED SIDE FACING
OUT, & SECURE WITH
THE BRAD







CLOUD TENT

I set up a 10'x10' tent and threaded yarn back and forth on the opposite ends to form a zig zag pattern. I tied the yarn at one corner of the tent and retied it at the opposite corner. Then I placed the pre-tied yarn and clothespins on the yarn to make it easier for the children to hang their clouds when done.



CUMULUS CLOUD

1/2 SHEET THICK WHITE PAPER



12" YARN



2 SMALL CLOTHESPINS



CUMULUS CLOUD

PUT ONE CLOTHESPIN
ON THE YARN
& THE TENT

PUT ONE CLOTHESPIN
ON THE YARN & THE
TOP OF THE CLOUD

CUT INTO A CLOUD SHAPE



NIMBOSTRATUS CLOUD

1/2 SHEET THICK GRAY PAPER



PRINT & CUT OUT



10" YARN



2 SMALL CLOTHESPINS



NIMBOSTRATUS CLOUD










PUT ONE CLOTHESPIN ON THE YARN & THE TOP OF THE CLOUD

PUT ONE CLOTHESPIN ON THE YARN & THE TENT

CUT INTO A CLOUD SHAPE


GLUE TO THE CLOUD






CIRRUS CLOUD


8"X8" SHEET THICK WHITE PAPER



8"X8" WHITE MATERIAL



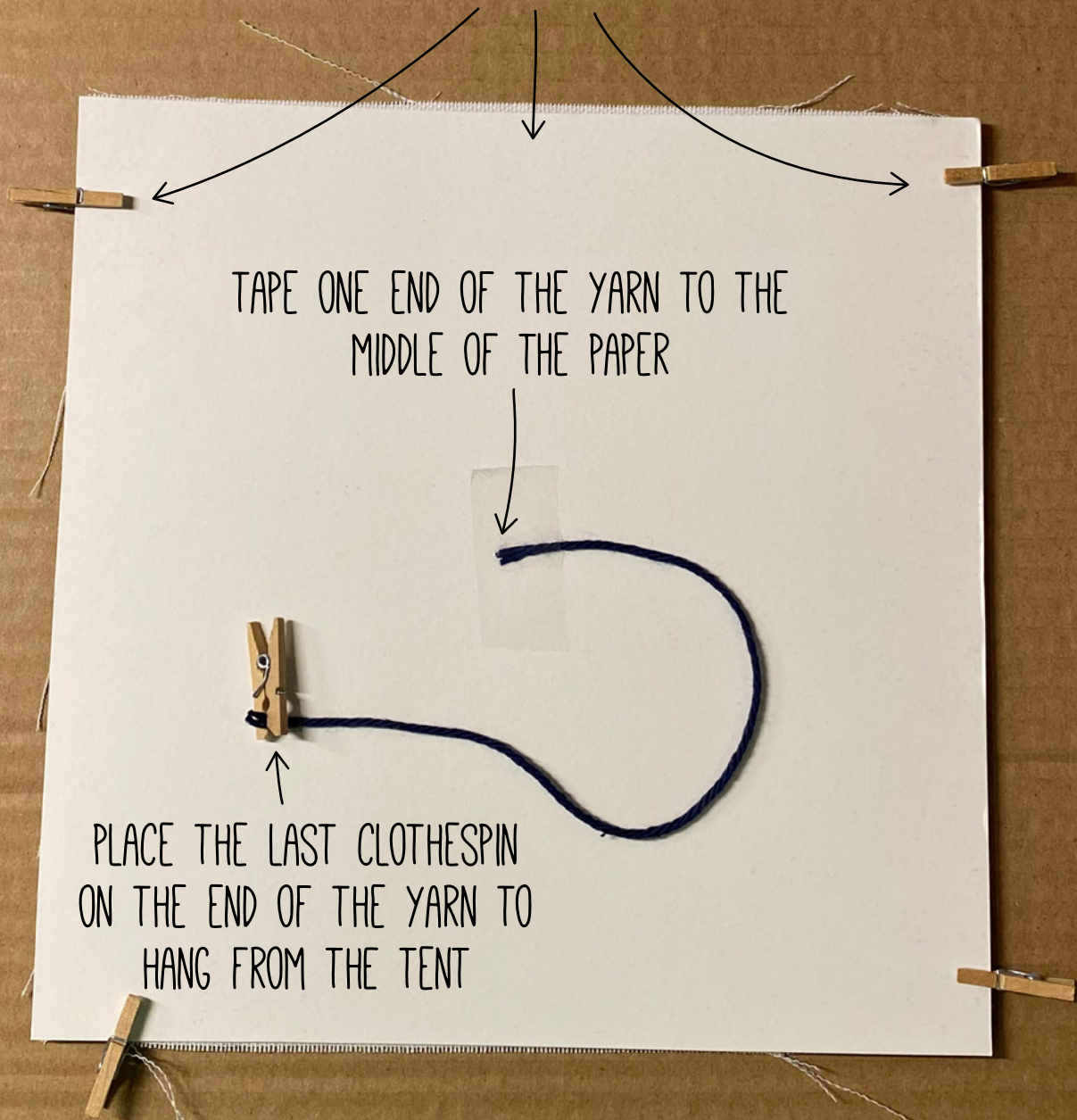
5 SMALL CLOTHESPINS



8" YARN

CIRRUS CLOUD

PLACE THE WHITE PAPER ON TOP OF THE MATERIAL &
SECURE THE EDGES WITH THE CLOTHESPINS




CUMULONIMBUS CLOUD

1 SHEET THICK DARK GRAY PAPER




PRINT & CUT OUT



8" YARN




2 SMALL CLOTHESPINS



CUMULONIMBUS CLOUD





MARSHMELLOW RAINBOW

I used two Airheads Xtremes still stuck together and 2 large marshmallows. Using a knife, I created a 1 inch slit into the middle of the marshmallows and placed the end of the airhead inside the opening. I did the same thing to the other marshmallow and brought the marshmallows close together to form an arch in the airhead to look like a rainbow.



IF CLOUDS ARE FULL OF WATER,
THEY POUR RAIN ON THE EARTH.

ECCLESIASTES 11:3

IF CLOUDS ARE FULL OF WATER,
THEY POUR RAIN ON THE EARTH.

ECCLESIASTES 11:3

IF CLOUDS ARE FULL OF WATER,
THEY POUR RAIN ON THE EARTH.

ECCLESIASTES 11:3

IF CLOUDS ARE FULL OF WATER,
THEY POUR RAIN ON THE EARTH.

ECCLESIASTES 11:3