

CREATION WEEK 3



CREATION

CREATION

EVERYTHING LIVING

FOCUS

GENESIS 1:20-21, 1:24-26, 2:7 & 2:22, JONAH 1:7,
MATTHEW 8:20 & MARK 8:7

God made the fish, birds and all the animals! He even made the first man and woman!

MATERIALS

Everything Living picture
Yellow/black from previous activity
Fish magnet (1 per child)
Fish stickers (2-3 per child)
Whale
Fishing poles & Swedish fish (1 set per child)
Bird (1 per child)
Bird stickers (2-3 per child)
Nest (1 per child)
Animal stickers (2-3 per child)
World and Animals coloring page (1 per child)
Lion or Bear mask (1 per child)
Toy farm animals and barn (1 animal per child)
Bug catcher, a *jar with holes on the lid* (1 per child)
Kinetic sand (1 cup per child)
Adam & Eve paper doll chain (1 per child)
Crayons, paint and glue

ACTIVITIES

1. INTRODUCTION

TALK: Ask the children if they know about the last days of creation when God made the living things!

ACTIVITY: Show children the Everything Living picture and hang nearby for them to see.



CORRESPONDING VERSE

2. FISH

TALK: After there were seas and land, God made the fish to put in the water!

ACTIVITY: Have the children paint the fish magnet. Then have the children add fish stickers to the water on their picture from the previous lessons.



AND GOD SAID, "LET THE WATER TEEM WITH LIVING CREATURES"

GENESIS 1:20

ACTIVITIES

3. BIG!

TALK: Some of the fish were so big they could swallow a person!

ACTIVITY: Have the children take turns going inside of the whale.

4. SMALL


TALK: Some of the fish were small! These fish were easier to catch and were good for eating!

ACTIVITY: Have the children go fishing for Swedish fish.

5. BIRDS

TALK: After God made fish, He made birds to fill the sky!

ACTIVITY: Have the children color their bird. Then have the children add bird stickers to the yellow part of their picture.



6. FLY

TALK: Just like God made the water for fish to live in, the birds could fly in the sky!

ACTIVITY: Let the children toss their bird to make it fly.

7. NESTS

TALK: Birds make nests to live in!


ACTIVITY: Have the children make a nest and place their bird inside.



8. ANIMALS

TALK: God made all the animals to fill the land!

ACTIVITY: Have the children match the different animals on the map to where they might live. Then put the animal stickers on the land portion of the picture.



CORRESPONDING VERSE

NOW THE LORD PROVIDED A HUGE FISH TO SWALLOW JONAH, AND JONAH WAS IN THE BELLY OF THE FISH THREE DAYS AND THREE NIGHTS.

JONAH 1:7

THEY HAD A FEW SMALL FISH AS WELL; HE GAVE THANKS FOR THEM ALSO AND TOLD THE DISCIPLES TO DISTRIBUTE THEM.

MARK 8:7

EVERY WINGED BIRD ACCORDING TO ITS KIND.

GENESIS 1:21

"LET BIRDS FLY ABOVE THE EARTH ACROSS THE VAULT OF THE SKY."

GENESIS 1:20

JESUS REPLIED, "FOXES HAVE DENS AND BIRDS HAVE NESTS, BUT THE SON OF MAN HAS NO PLACE TO LAY HIS HEAD."

MATTHEW 8:20

AND GOD SAID, "LET THE LAND PRODUCE LIVING CREATURES ACCORDING TO THEIR KINDS: THE LIVESTOCK, THE CREATURES THAT MOVE ALONG THE GROUND, AND THE WILD ANIMALS, EACH ACCORDING TO ITS KIND."

GENESIS 1:24

ACTIVITIES

9. WILD ANIMALS

TALK: God made the wild animals like lions and bears!

ACTIVITY: Give the children a wild animal mask (bear or lion) and have them make the sounds of that animal!



CORRESPONDING VERSE

GOD MADE THE WILD ANIMALS
ACCORDING TO THEIR KINDS
GENESIS 1:25

10. LIVESTOCK

TALK: God made the livestock like sheep, cows and goats!

ACTIVITY: Have the children find the animals and put them in the barn.

THE LIVESTOCK ACCORDING TO
THEIR KINDS
GENESIS 1:25

11. CREATURES

TALK: God made all the creatures like snakes, lizards and butterflies!

ACTIVITY: Give each child a bug catcher.

AND ALL THE CREATURES THAT
MOVE ALONG THE GROUND
ACCORDING TO THEIR KINDS.
GENESIS 1:25

12. ADAM

TALK: After God made the animals He made Adam! He made him from the dust of the ground!

ACTIVITY: Have the children make a person out of Kinetic sand.

THEN GOD SAID, "LET US MAKE
MANKIND IN OUR IMAGE."
GENESIS 1:26


THEN THE LORD GOD FORMED
A MAN FROM THE DUST OF
THE GROUND AND BREATHED
INTO HIS NOSTRILS THE
BREATH OF LIFE, AND THE
MAN BECAME A LIVING BEING.
GENESIS 2:7

13. EVE

TALK: After Adam, God made Eve! He took a rib from Adams body and made Eve with it!

ACTIVITY: Give each child a Adam & Eve paper dolls chain to color.

OPTIONAL: Hand out each child a bible verse to take home.



THEN GOD SAID,
"LET US MAKE MANKIND
IN OUR IMAGE."

GENESIS 1:26

THEN THE LORD GOD MADE
A WOMAN FROM THE RIB
HE HAD TAKEN OUT OF THE
MAN, AND HE BROUGHT HER
TO THE MAN.


GENESIS 2:22

EVERYTHING LIVING




FISH MAGNET

WOODEN FISH CUTOUT



PRIME IT WITH WHITE PAINT

CUT A SMALL PIECE OF
ADHESIVE MAGNET STRIP



HOT GLUE ONTO THE
BACK OF THE FISH

WHALE

I used three large pieces of flat cardboard, a blue blanket, a small pipe frame house, a roll of blue paper and white and black paper for eyes. I turned the house on its side and using tape, taped the pieces of cardboard to the edges of the frame so one large piece was on the bottom and top side of the house. I did this for the other side of the house as well. Then I taped the other large piece of cardboard on the longest side of the house and sculpted them so they turned inwards at the roof of the house. Afterwards I taped the blue paper on top and used the extra blue paper to make the whale tale. I added eyes to the side of the whale's face.

I taped the whale tale to the back of the fence and placed the whale on the edge of the fence. Then I put a blue blanket around the whale to cover the edges and make it look like it was in the water.




FISHING POLE

CRAFT STICK



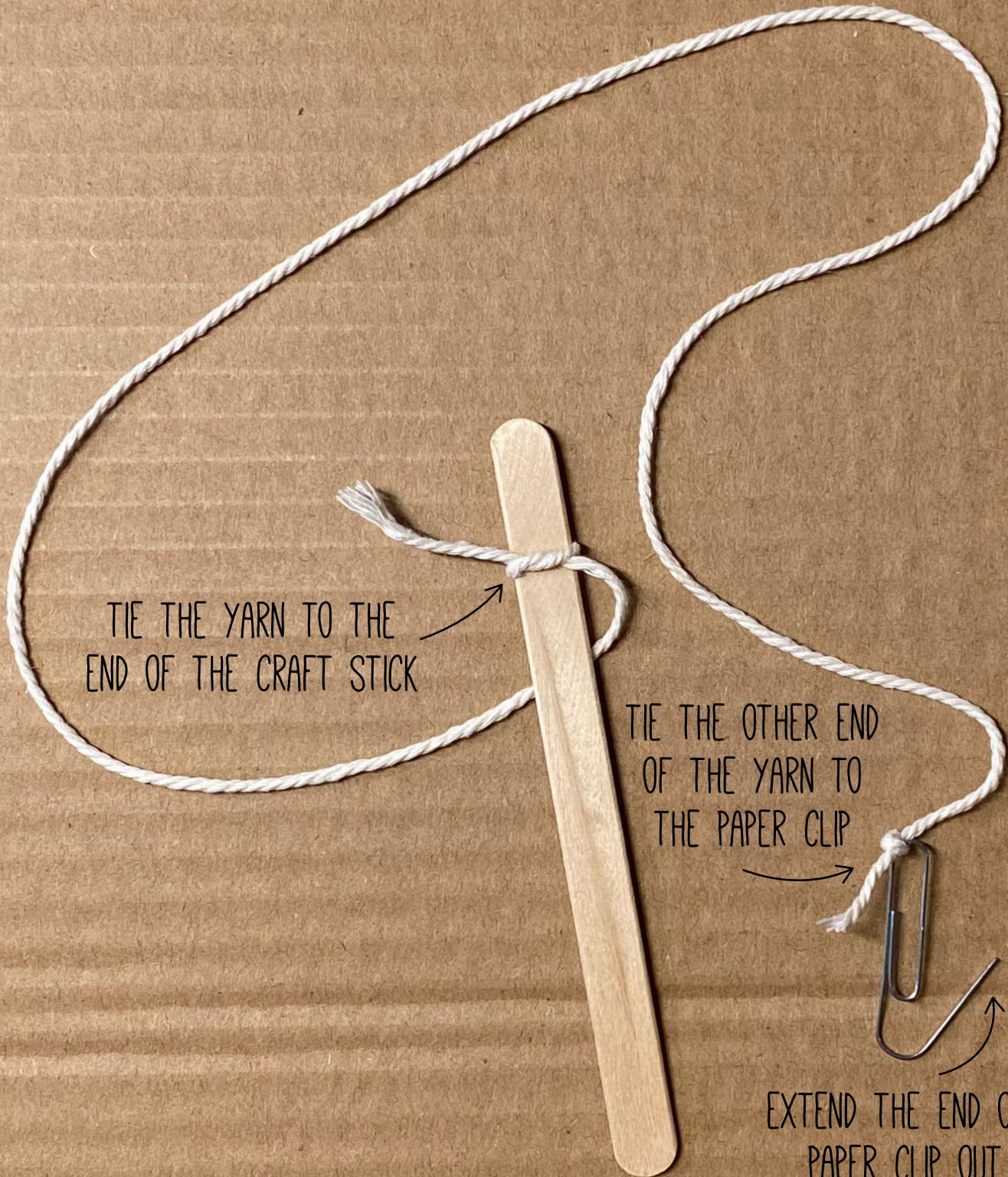
24" YARN



PAPER CLIP



FISHING POLE



TIE THE YARN TO THE
END OF THE CRAFT STICK

TIE THE OTHER END
OF THE YARN TO
THE PAPER CLIP

EXTEND THE END OF THE
PAPER CLIP OUT TO
"CATCH" THE FISH

FISHING

I used colored multiple pieces of large flat cardboard. I painted them blue and taped them together. Then I cut the top of the cardboard into waves. A couple of helpers were behind the “water” and added the Swedish fish to the children’s fishing line as they fished.

You can also hook a blue sheet to two chairs to get the same effect.







BIRD

BENDY STRAW




PRINT & CUT OUT




BIRD

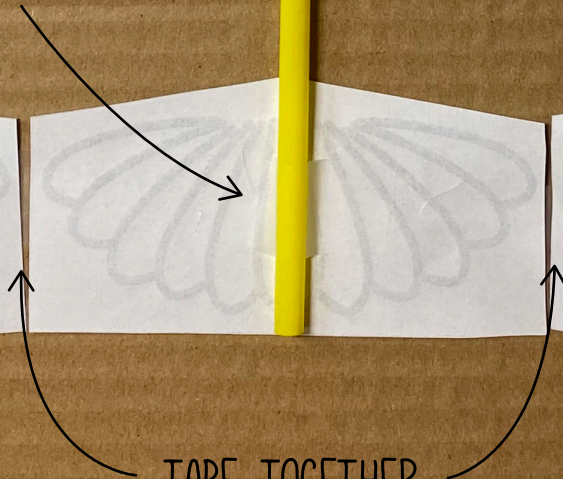
TAPE THE BACK OF THE
TOP PIECE TO THE STRAW
NEAR THE BEND




TAPE THE BACK OF THE
TAIL TO THE STRAW



TAPE TOGETHER



BIRD




TAPE THE MIDDLE TO
THE STRAW

BIRD

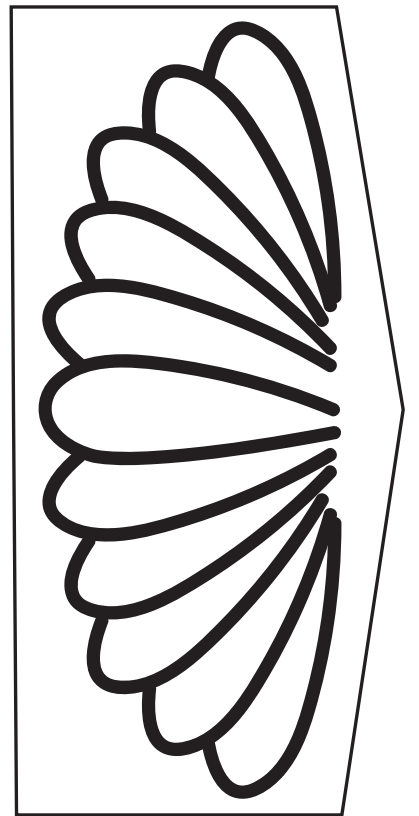
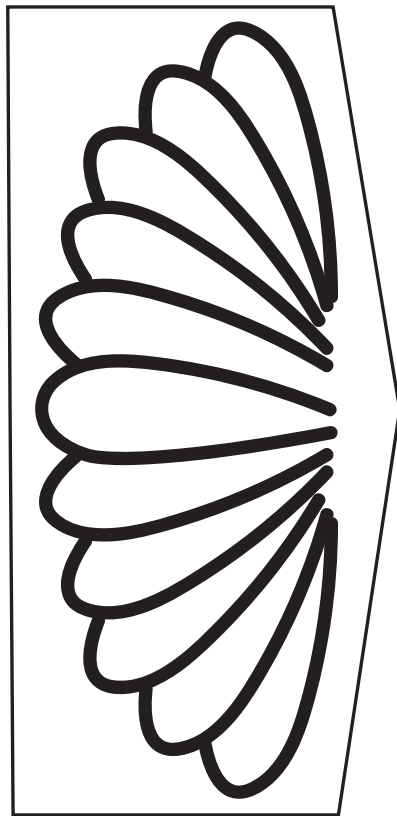
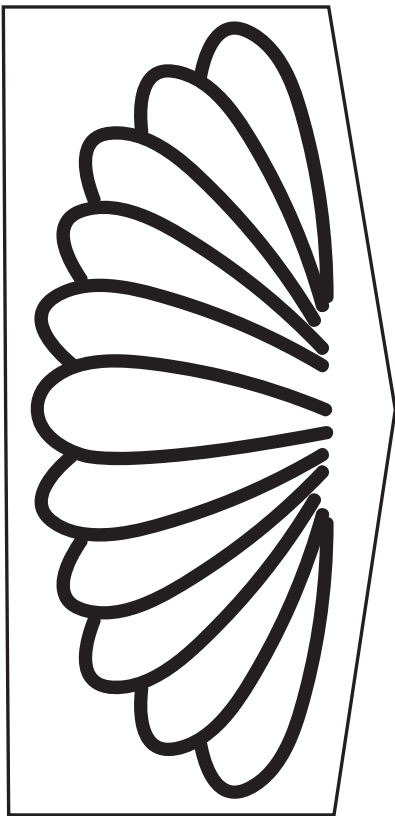



TAPE TOGETHER

BIRD





→
TAPE THE ENDS
TOGETHER




NEST

PIECE OF LONG
BUTCHER PAPER

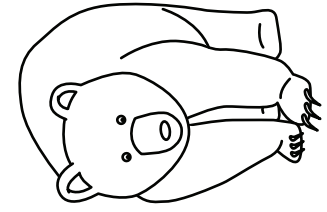


NEST

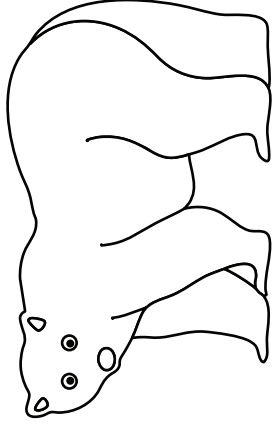
LAY THE PAPER FLAT & BEGIN TO CURL & TUCK IN THE EDGES
IN FORM OF A CIRCLE



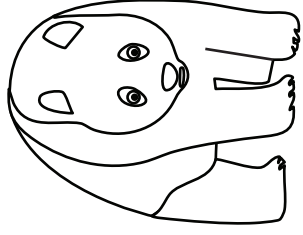
DRAW A LINE FROM
THE ANIMAL TO WHERE
THEY MIGHT LIVE!




BROWN BEAR



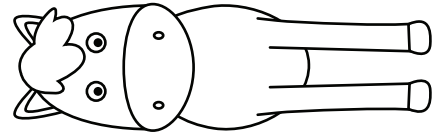
POLAR BEAR




PANDA BEAR



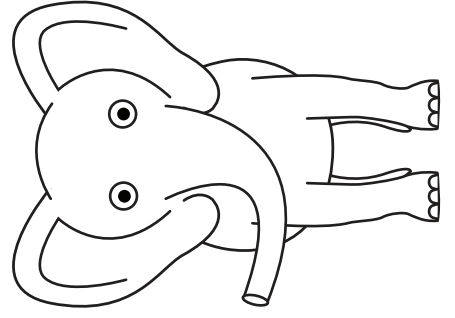
FOX




HORSE



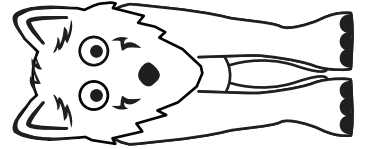
CAMEL




ELEPHANT



LION



WOLF



KANGAROO

LION

PRINT ON THICK PAPER
& CUT OUT



1 JUMBO
POPSICLE STICK




LION



TAPE THE JUMBO
POPSICLE STICK TO THE
BACK OF THE HEAD


LION





BEAR


PRINT ON THICK PAPER
& CUT OUT



1 JUMBO
POPSICLE STICK



BEAR




TAPE THE JUMBO
POPSICLE STICK TO THE
BACK OF THE HEAD

BEAR







THEN GOD SAID,
“LET US MAKE MANKIND
IN OUR IMAGE.”

GENESIS 1:26

THEN GOD SAID,
“LET US MAKE MANKIND
IN OUR IMAGE.”

GENESIS 1:26

THEN GOD SAID,
“LET US MAKE MANKIND
IN OUR IMAGE.”

GENESIS 1:26

THEN GOD SAID,
“LET US MAKE MANKIND
IN OUR IMAGE.”

GENESIS 1:26